

Onshore Grab Sample

Sample: NA-12-BB
Sample Taken By: J. Ladner
Sample Collected On: 12/4/02
Splits? N/A

County: Nassau
Latitude: 30° 33' 4.5"
Longitude: 81° 26' 31.8"
Datum: WGS 84
Surf. Elev: N/A
Datum: N/A

Fine Data Summary

Total Sample Weight	53.309 grams
Total Fines in Sample	0.185 grams
Total Percent Fines	0.35 %

Dry Sieving Summary

Total Sample Weight	53.316 grams
Total Digested Weight	45.870 grams
Total Carbonate Weight	7.446 grams
Total Silica %	86.03 %
Total Carbonate %	13.97 %
Carbonate/Silica Ratio	0.162

General Comments:

None

Description

Worked By: C. Fischler
Reviewed and Edited By: M. Ladle

Pre-Digestion Grain Size Distribution

Onshore Grab Sample

Sample: NA-12-BB

Total Sample Mass: 53.316 grams

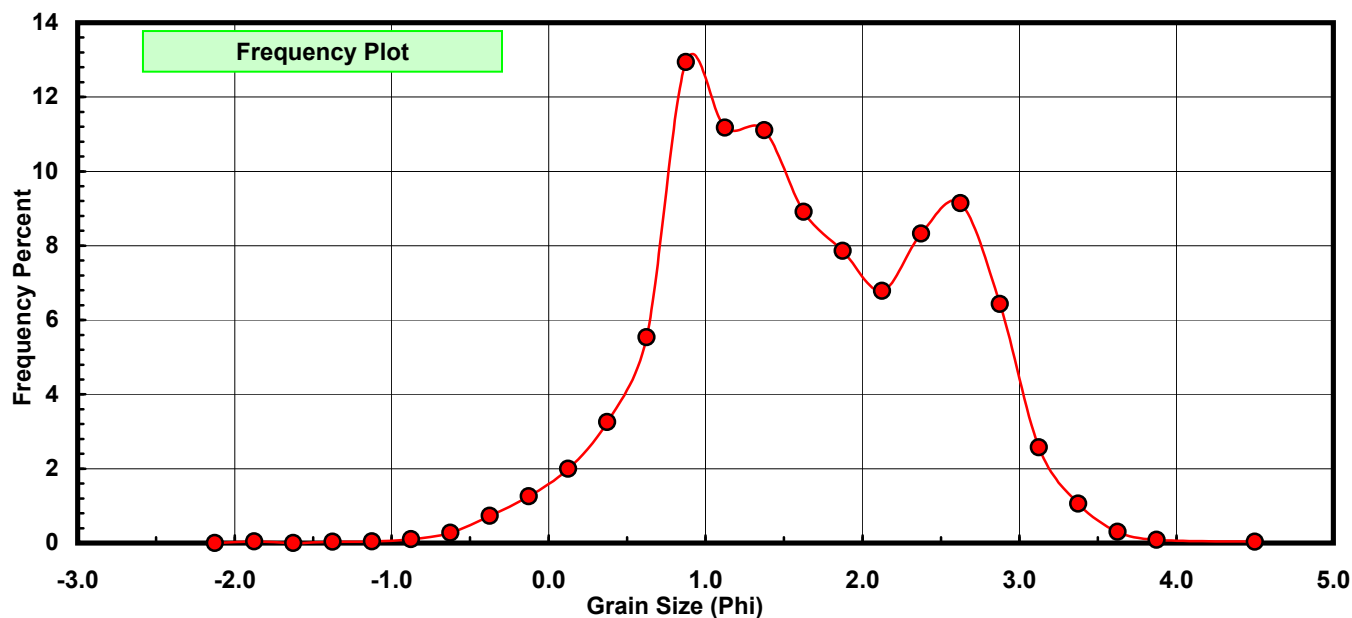
Sieve Size (phi)	Sieve Midpt (phi)	Weight (grams)	Freq Weight %	Cumulative Weight %
-2.00	-2.125	0.000	0.000	0.000
-1.75	-1.875	0.021	0.039	0.039
-1.50	-1.625	0.000	0.000	0.039
-1.25	-1.375	0.018	0.034	0.073
-1.00	-1.125	0.024	0.045	0.118
-0.75	-0.875	0.056	0.105	0.223
-0.50	-0.625	0.146	0.274	0.497
-0.25	-0.375	0.389	0.730	1.227
0.00	-0.125	0.669	1.255	2.481
0.25	0.125	1.063	1.994	4.475
0.50	0.375	1.733	3.250	7.726
0.75	0.625	2.953	5.539	13.264
1.00	0.875	6.899	12.940	26.204
1.25	1.125	5.959	11.177	37.381
1.50	1.375	5.921	11.105	48.486
1.75	1.625	4.752	8.913	57.399
2.00	1.875	4.189	7.857	65.256
2.25	2.125	3.616	6.782	72.038
2.50	2.375	4.440	8.328	80.366
2.75	2.625	4.877	9.147	89.513
3.00	2.875	3.430	6.433	95.947
3.25	3.125	1.372	2.573	98.520
3.50	3.375	0.563	1.056	99.576
3.75	3.625	0.161	0.302	99.878
4.00	3.875	0.047	0.088	99.966
5.00	4.500	0.018	0.034	100.000

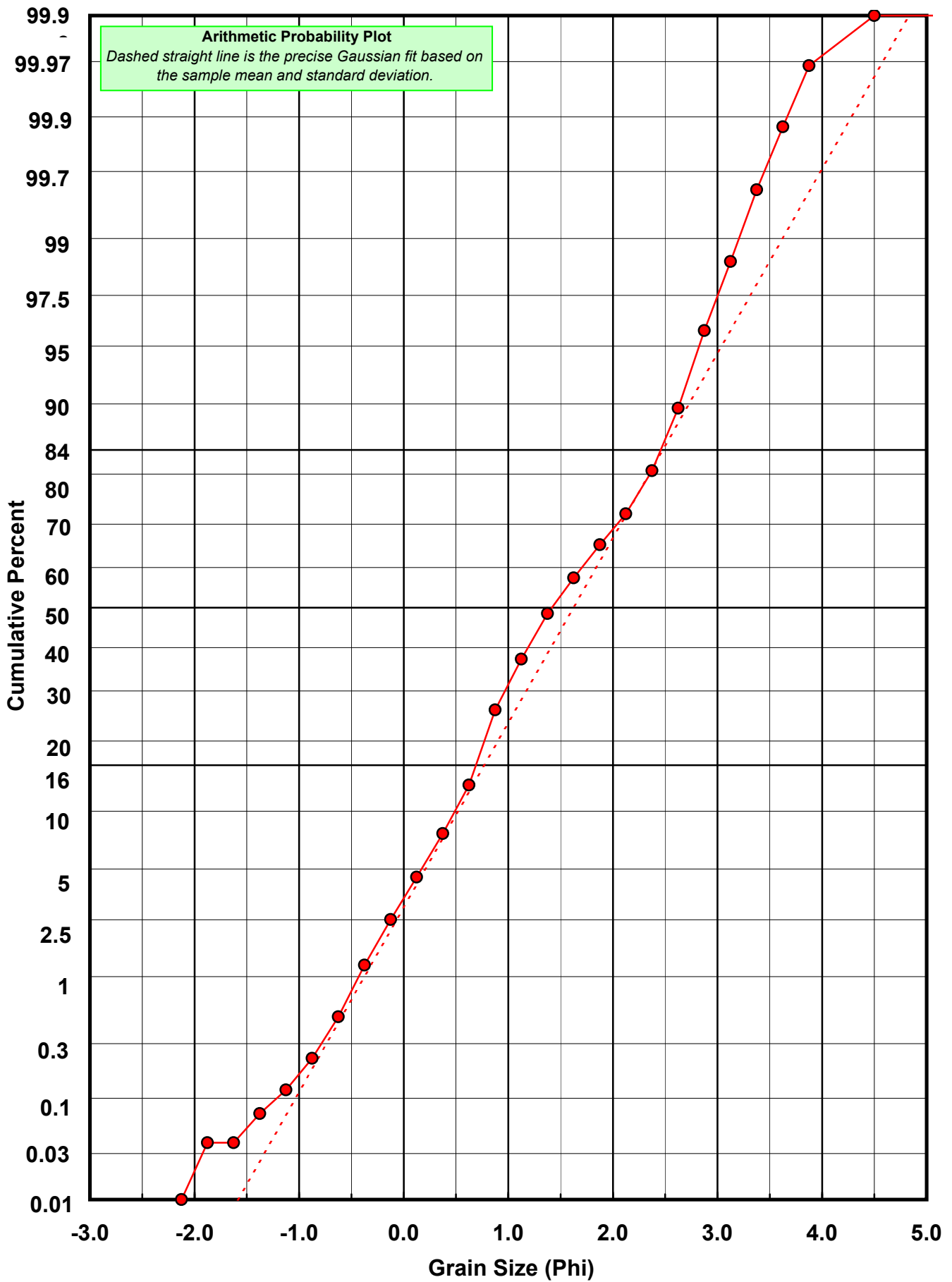
Statistical Results			
Mean:	1.6234	phi	(0.3246 mm)
Standard Dev:	0.8615	phi-units	(0.5504 mm)
Skewness:	-0.0221	dimensionless	
Kurtosis:	2.4873	dimensionless	
5th Moment:	-1.0668	dimensionless	
6th Moment:	11.1615	dimensionless	
RARD *	0.5307	dimensionless	
Median	1.4175	phi	(0.3744 mm)

* RARD = reciprocal absolute relative dispersion (see below)

Statistical Explanation
Calculations based on the Method of Moments
Skewness: 3rd Stand. Moment; Exact Gaussian = 0.0
Kurtosis: 4th Stand. Moment; Exact Gaussian = 3.0
For Further Explanation, See Calculation Sheets
Millimeter data calculated by $mm = 2^{(-phi)}$

Reciprocal Absolute Relative Dispersion (RARD) Scale	
< 0.5	Excellent homogeneity (e.g., beaches)
0.5 to 1.0	Good homogeneity
1.0 to 1.33	Fair homogeneity
> 1.33	Poor homogeneity (e.g., glacial)





Carbonate Grain Size Distribution

Onshore Grab Sample

Sample: NA-12-BB

Total Carbonate Mass: 7.528 grams

% Carbonate: 14.0 %

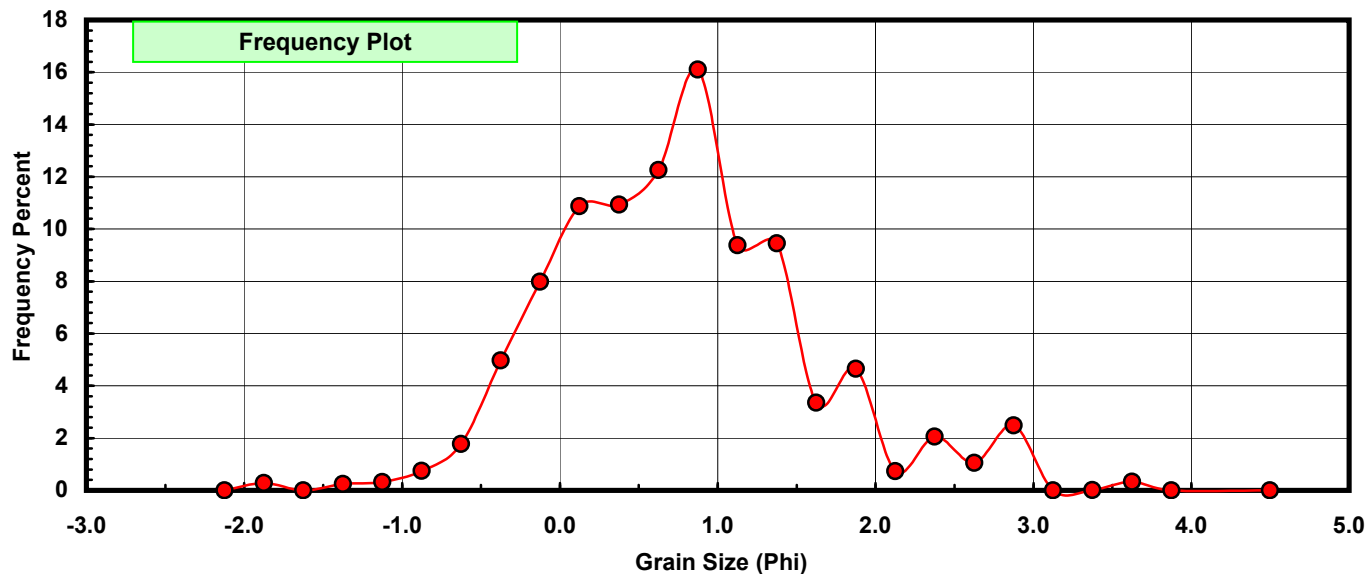
Sieve Size (phi)	Sieve Midpt (phi)	Weight (grams)	Freq Weight %	Cumulative Weight %
-2.00	-2.125	0.000	0.000	0.000
-1.75	-1.875	0.021	0.279	0.279
-1.50	-1.625	0.000	0.000	0.279
-1.25	-1.375	0.018	0.239	0.518
-1.00	-1.125	0.024	0.319	0.837
-0.75	-0.875	0.056	0.744	1.581
-0.50	-0.625	0.134	1.780	3.361
-0.25	-0.375	0.374	4.968	8.329
0.00	-0.125	0.601	7.984	16.312
0.25	0.125	0.819	10.879	27.192
0.50	0.375	0.823	10.933	38.124
0.75	0.625	0.923	12.261	50.385
1.00	0.875	1.212	16.100	66.485
1.25	1.125	0.706	9.378	75.863
1.50	1.375	0.712	9.458	85.321
1.75	1.625	0.253	3.361	88.682
2.00	1.875	0.350	4.649	93.332
2.25	2.125	0.055	0.731	94.062
2.50	2.375	0.155	2.059	96.121
2.75	2.625	0.079	1.049	97.171
3.00	2.875	0.187	2.484	99.655
3.25	3.125	0.000	0.000	99.655
3.50	3.375	0.001	0.013	99.668
3.75	3.625	0.025	0.332	100.000
4.00	3.875	0.000	0.000	100.000
5.00	4.500	0.000	0.000	100.000

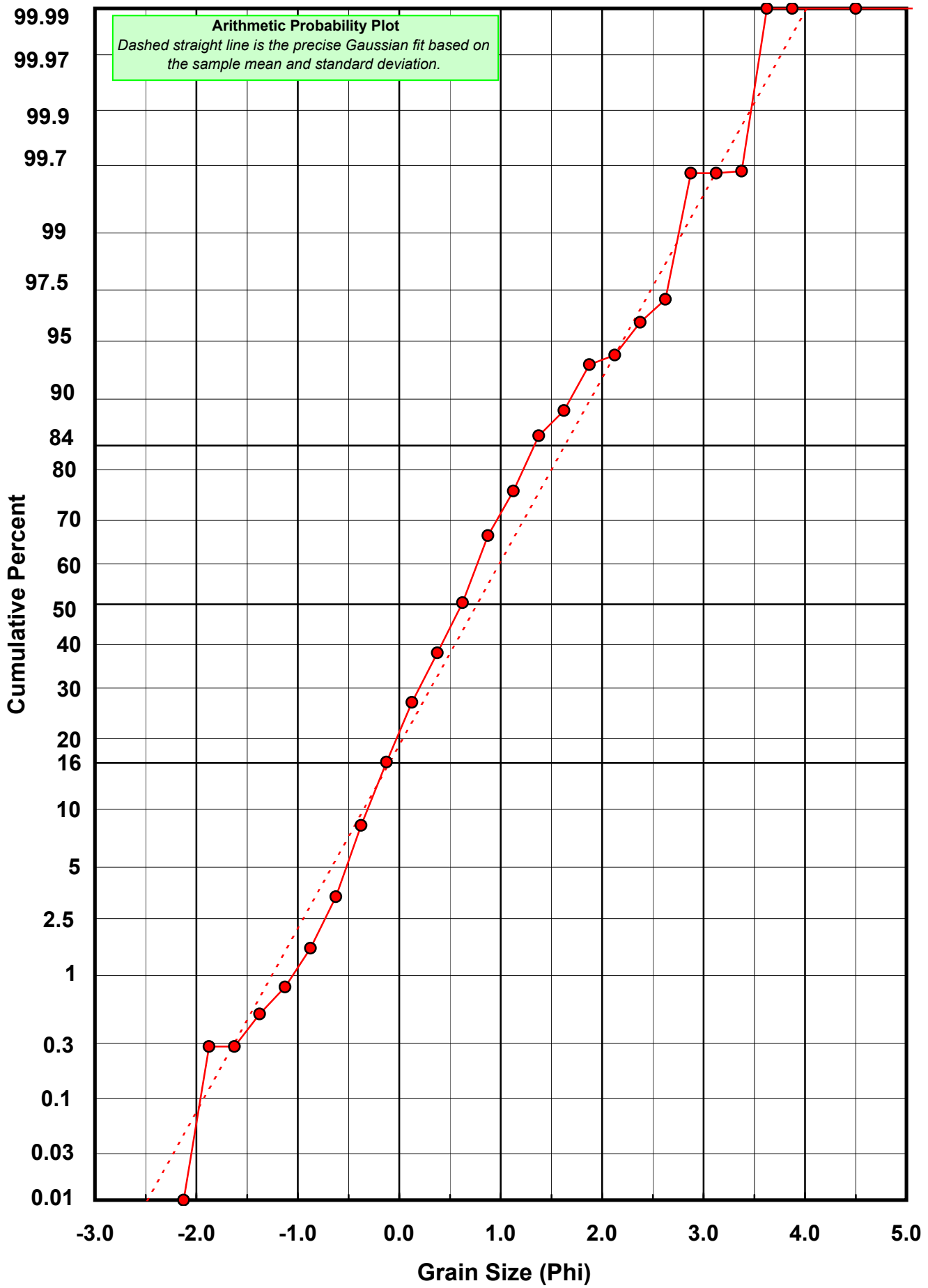
Statistical Results			
Mean:	0.7670	phi	(0.5877 mm)
Standard Dev:	0.8730	phi-units	(0.546 mm)
Skewness:	0.4337	dimensionless	
Kurtosis:	3.2022	dimensionless	
5th Moment:	3.1664	dimensionless	
6th Moment:	17.5317	dimensionless	
RARD *	1.1382	dimensionless	
Median	0.6171	phi	(0.652 mm)

* RARD = reciprocal absolute relative dispersion (see below)

Statistical Explanation	
Calculations based on the Method of Moments	
Skewness: 3rd Stand. Moment; Exact Gaussian = 0.0	
Kurtosis: 4th Stand. Moment; Exact Gaussian = 3.0	
For Further Explanation, See Calculation Sheets	
Millimeter data calculated by $mm = 2^{(-phi)}$	

Reciprocal Absolute Relative Dispersion (RARD) Scale	
< 0.5	Excellent homogeneity (e.g., beaches)
0.5 to 1.0	Good homogeneity
1.0 to 1.33	Fair homogeneity
> 1.33	Poor homogeneity (e.g., glacial)





Post-Digestion Grain Size Distribution

Onshore Grab Sample

Sample: NA-12-BB

Total Digested Mass: 45.855 grams

% Silica: 86.0 %

Sieve Size (phi)	Sieve Midpt (phi)	Weight (grams)	Freq Weight %	Cumulative Weight %
-2.00	-2.125	0.000	0.000	0.000
-1.75	-1.875	0.000	0.000	0.000
-1.50	-1.625	0.000	0.000	0.000
-1.25	-1.375	0.000	0.000	0.000
-1.00	-1.125	0.000	0.000	0.000
-0.75	-0.875	0.000	0.000	0.000
-0.50	-0.625	0.012	0.026	0.026
-0.25	-0.375	0.015	0.033	0.059
0.00	-0.125	0.068	0.148	0.207
0.25	0.125	0.244	0.532	0.739
0.50	0.375	0.910	1.985	2.724
0.75	0.625	2.030	4.427	7.151
1.00	0.875	5.687	12.402	19.553
1.25	1.125	5.253	11.456	31.009
1.50	1.375	5.209	11.360	42.368
1.75	1.625	4.499	9.811	52.180
2.00	1.875	3.839	8.372	60.552
2.25	2.125	3.561	7.766	68.318
2.50	2.375	4.285	9.345	77.662
2.75	2.625	4.798	10.463	88.126
3.00	2.875	3.243	7.072	95.198
3.25	3.125	1.440	3.140	98.338
3.50	3.375	0.562	1.226	99.564
3.75	3.625	0.136	0.297	99.860
4.00	3.875	0.064	0.140	100.000
5.00	4.500	0.000	0.000	100.000

Statistical Results			
Mean:	1.7659	phi	(0.294 mm)
Standard Dev:	0.7829	phi-units	(0.5812 mm)
Skewness:	0.1391	dimensionless	
Kurtosis:	2.0490	dimensionless	
5th Moment:	0.5965	dimensionless	
6th Moment:	6.2087	dimensionless	
RARD *	0.4433	dimensionless	
Median	1.5695	phi	(0.3369 mm)

* RARD = reciprocal absolute relative dispersion (see below)

Statistical Explanation	
Calculations based on the Method of Moments	
Skewness: 3rd Stand. Moment; Exact Gaussian = 0.0	
Kurtosis: 4th Stand. Moment; Exact Gaussian = 3.0	
For Further Explanation, See Calculation Sheets	
Millimeter data calculated by $mm = 2^{(-phi)}$	

Reciprocal Absolute Relative Dispersion (RARD) Scale	
< 0.5	Excellent homogeneity (e.g., beaches)
0.5 to 1.0	Good homogeneity
1.0 to 1.33	Fair homogeneity
> 1.33	Poor homogeneity (e.g., glacial)

