

Onshore Grab Sample

Sample: NA-12-B
Sample Taken By: J. Ladner
Sample Collected On: 12/4/02
Splits? N/A

County: Nassau
Latitude: 30° 33' 4.6"
Longitude: 81° 26' 26.9"
Datum: WGS 84
Surf. Elev: N/A
Datum: N/A

Fine Data Summary

Total Sample Weight 56.177 grams
Total Fines in Sample 0.557 grams
Total Percent Fines 0.98 %

Dry Sieving Summary

Total Sample Weight 55.486 grams
Total Digested Weight 49.083 grams
Total Carbonate Weight 6.403 grams
Total Silica % 88.46 %
Total Carbonate % 11.54 %
Carbonate/Silica Ratio 0.130

General Comments:

None

Description

Worked By: C. Fischler
Reviewed and Edited By: M. Ladle

Pre-Digestion Grain Size Distribution

Onshore Grab Sample

Sample: NA-12-B

Total Sample Mass: 55.486 grams

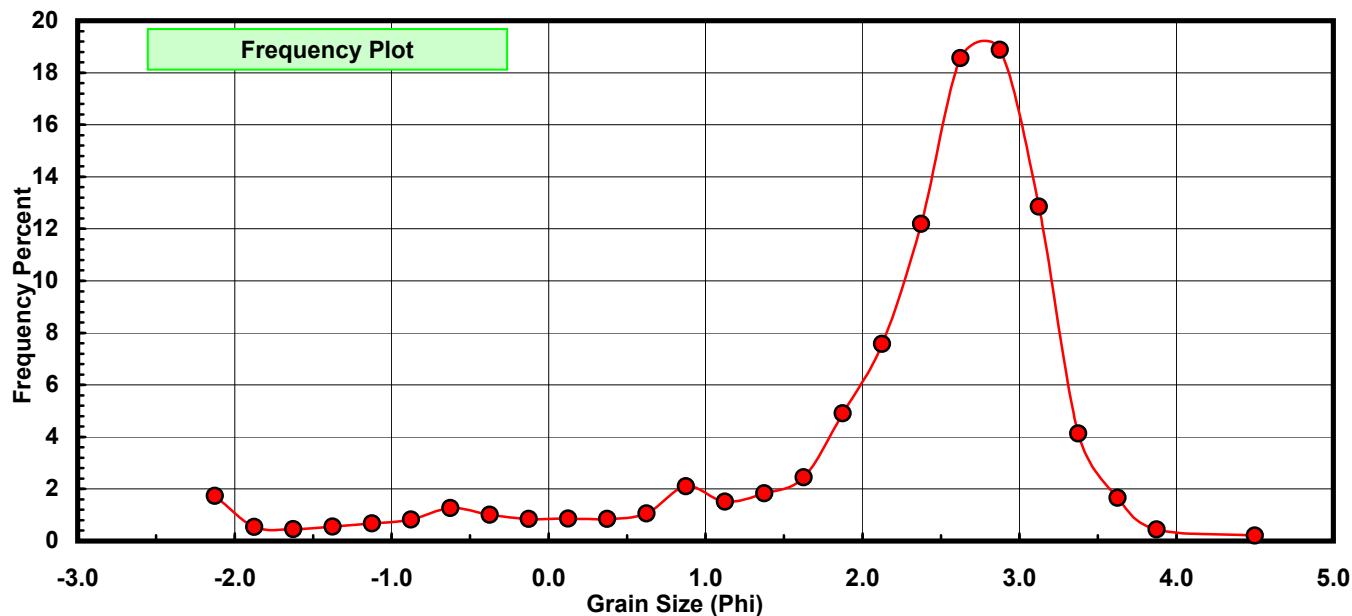
Sieve Size (phi)	Sieve Midpt (phi)	Weight (grams)	Freq Weight %	Cumulative Weight %
-2.00	-2.125	0.964	1.737	1.737
-1.75	-1.875	0.298	0.537	2.274
-1.50	-1.625	0.255	0.460	2.734
-1.25	-1.375	0.309	0.557	3.291
-1.00	-1.125	0.377	0.679	3.970
-0.75	-0.875	0.456	0.822	4.792
-0.50	-0.625	0.703	1.267	6.059
-0.25	-0.375	0.557	1.004	7.063
0.00	-0.125	0.471	0.849	7.912
0.25	0.125	0.479	0.863	8.775
0.50	0.375	0.473	0.852	9.628
0.75	0.625	0.588	1.060	10.687
1.00	0.875	1.168	2.105	12.792
1.25	1.125	0.839	1.512	14.305
1.50	1.375	1.018	1.835	16.139
1.75	1.625	1.361	2.453	18.592
2.00	1.875	2.721	4.904	23.496
2.25	2.125	4.205	7.578	31.075
2.50	2.375	6.765	12.192	43.267
2.75	2.625	10.300	18.563	61.830
3.00	2.875	10.479	18.886	80.716
3.25	3.125	7.135	12.859	93.575
3.50	3.375	2.290	4.127	97.702
3.75	3.625	0.918	1.654	99.357
4.00	3.875	0.244	0.440	99.796
5.00	4.500	0.113	0.204	100.000

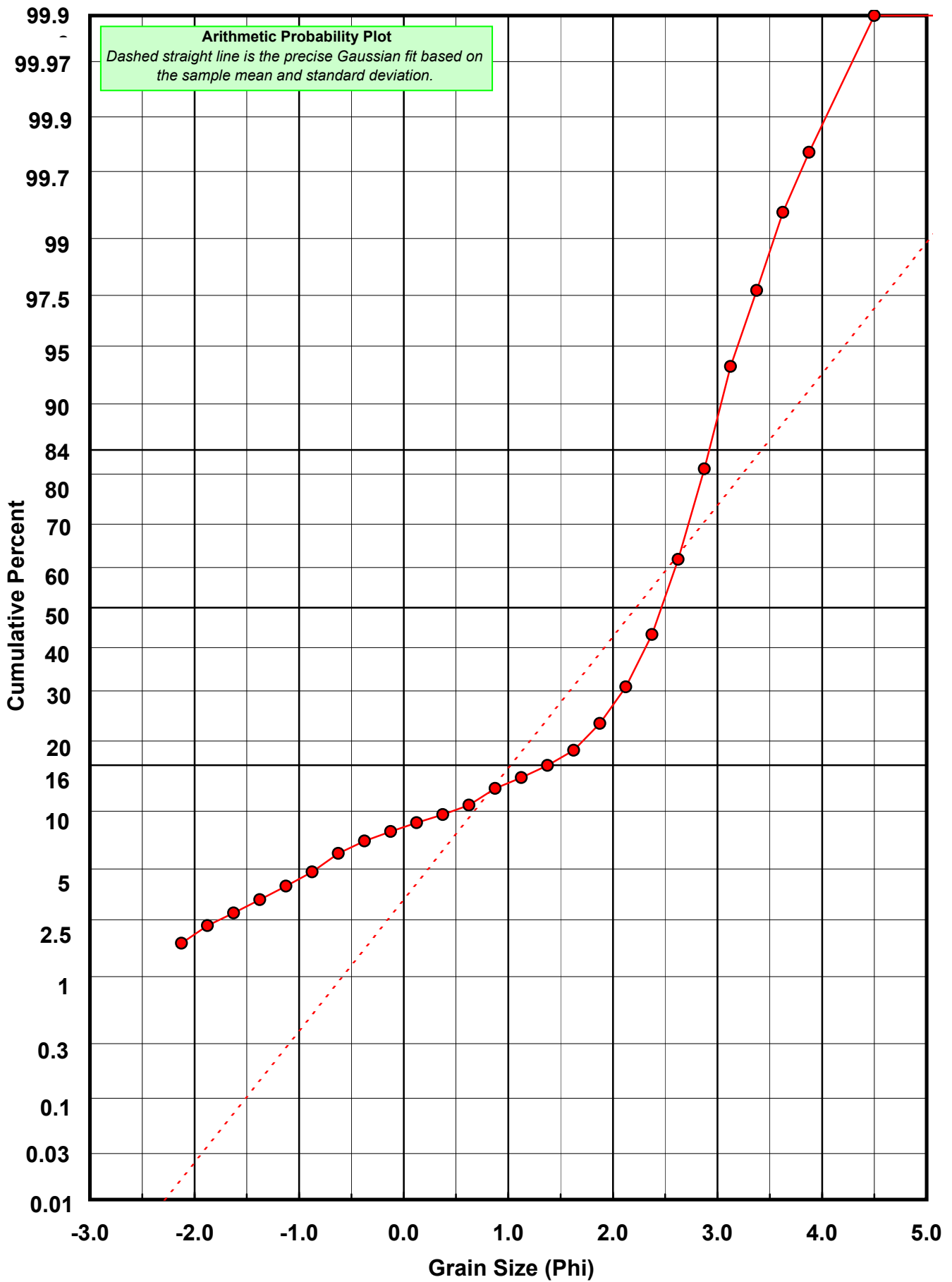
Statistical Results			
Mean:	2.2219	phi	(0.2144 mm)
Standard Dev:	1.2101	phi-units	(0.4322 mm)
Skewness:	-1.9234	dimensionless	
Kurtosis:	6.4574	dimensionless	
5th Moment:	-19.6422	dimensionless	
6th Moment:	64.7528	dimensionless	
RARD *	0.5446	dimensionless	
Median	2.4657	phi	(0.181 mm)

* RARD = reciprocal absolute relative dispersion (see below)

Statistical Explanation
Calculations based on the Method of Moments
Skewness: 3rd Stand. Moment; Exact Gaussian = 0.0
Kurtosis: 4th Stand. Moment; Exact Gaussian = 3.0
For Further Explanation, See Calculation Sheets
Millimeter data calculated by $mm = 2^{(-\phi)}$

Reciprocal Absolute Relative Dispersion (RARD) Scale	
< 0.5	Excellent homogeneity (e.g., beaches)
0.5 to 1.0	Good homogeneity
1.0 to 1.33	Fair homogeneity
> 1.33	Poor homogeneity (e.g., glacial)





Carbonate Grain Size Distribution

Onshore Grab Sample

Sample: NA-12-B

Total Carbonate Mass: 7.638 grams

% Carbonate: 11.5 %

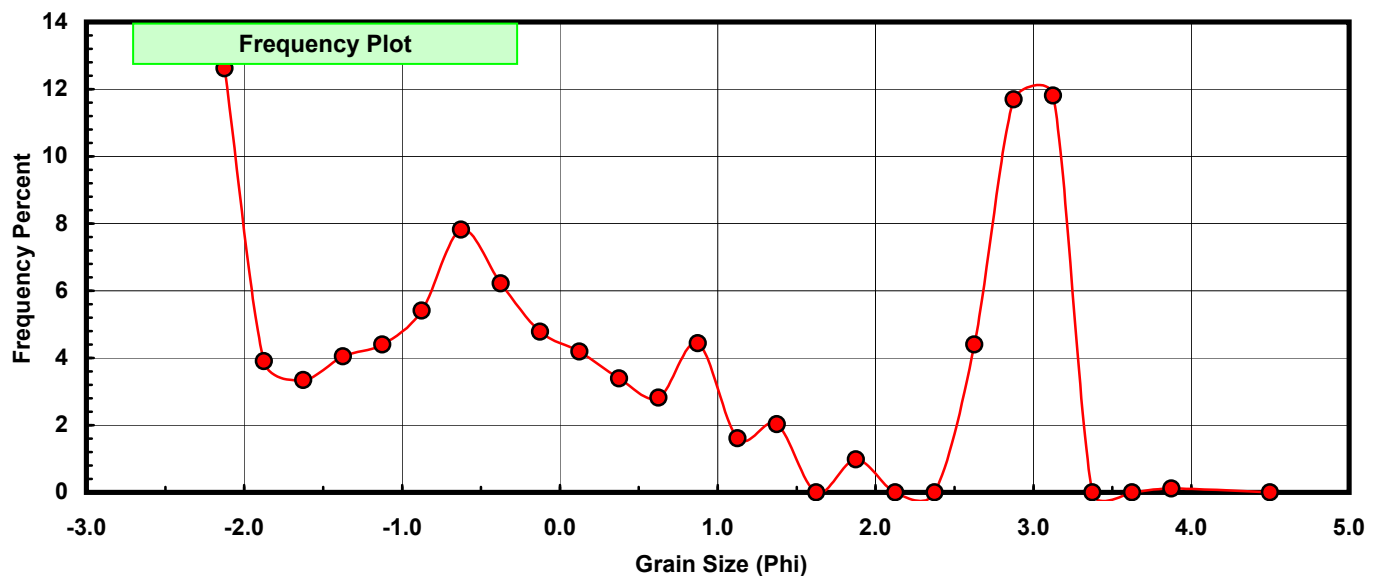
Sieve Size (phi)	Sieve Midpt (phi)	Weight (grams)	Freq Weight %	Cumulative Weight %
-2.00	-2.125	0.964	12.621	12.621
-1.75	-1.875	0.298	3.902	16.523
-1.50	-1.625	0.255	3.339	19.861
-1.25	-1.375	0.309	4.046	23.907
-1.00	-1.125	0.336	4.399	28.306
-0.75	-0.875	0.413	5.407	33.713
-0.50	-0.625	0.597	7.816	41.529
-0.25	-0.375	0.475	6.219	47.748
0.00	-0.125	0.365	4.779	52.527
0.25	0.125	0.320	4.190	56.716
0.50	0.375	0.259	3.391	60.107
0.75	0.625	0.215	2.815	62.922
1.00	0.875	0.339	4.438	67.361
1.25	1.125	0.123	1.610	68.971
1.50	1.375	0.155	2.029	71.000
1.75	1.625	0.000	0.000	71.000
2.00	1.875	0.075	0.982	71.982
2.25	2.125	0.000	0.000	71.982
2.50	2.375	0.000	0.000	71.982
2.75	2.625	0.336	4.399	76.381
3.00	2.875	0.893	11.692	88.073
3.25	3.125	0.902	11.809	99.882
3.50	3.375	0.000	0.000	99.882
3.75	3.625	0.000	0.000	99.882
4.00	3.875	0.009	0.118	100.000
5.00	4.500	0.000	0.000	100.000

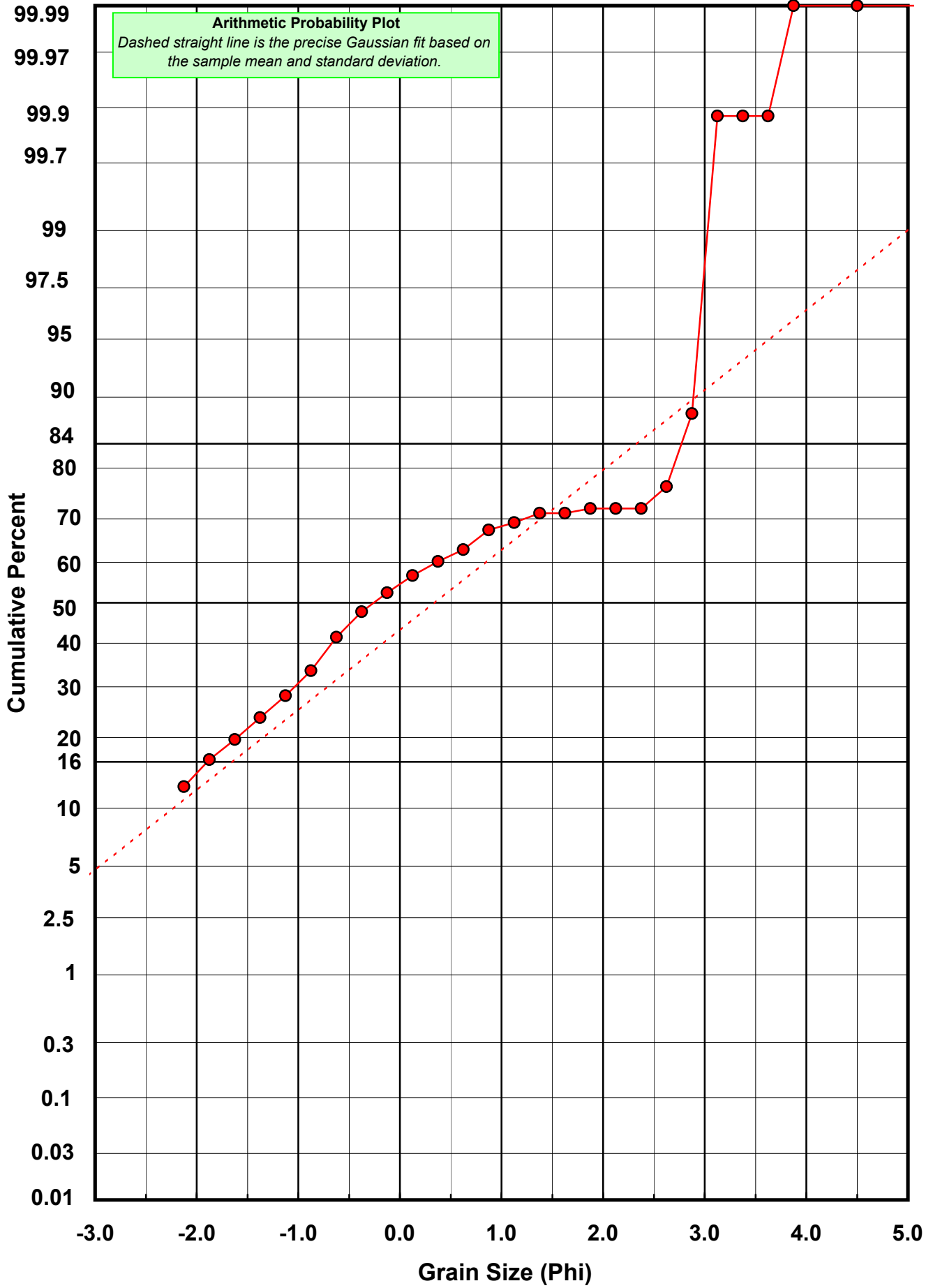
Statistical Results			
Mean:	0.3379	phi	(0.7912 mm)
Standard Dev:	2.0007	phi-units	(0.2499 mm)
Skewness:	0.2906	dimensionless	
Kurtosis:	1.4559	dimensionless	
5th Moment:	0.7209	dimensionless	
6th Moment:	2.3620	dimensionless	
RARD *	5.9219	dimensionless	
Median	-0.2572	phi	(1.1952 mm)

* RARD = reciprocal absolute relative dispersion (see below)

Statistical Explanation	
Calculations based on the Method of Moments	
Skewness: 3rd Stand. Moment; Exact Gaussian = 0.0	
Kurtosis: 4th Stand. Moment; Exact Gaussian = 3.0	
For Further Explanation, See Calculation Sheets	
Millimeter data calculated by $mm = 2^{(-phi)}$	

Reciprocal Absolute Relative Dispersion (RARD) Scale	
< 0.5	Excellent homogeneity (e.g., beaches)
0.5 to 1.0	Good homogeneity
1.0 to 1.33	Fair homogeneity
> 1.33	Poor homogeneity (e.g., glacial)





Post-Digestion Grain Size Distribution

Onshore Grab Sample

Sample: NA-12-B

Total Digested Mass: 48.991 grams

% Silica: 88.5 %

Sieve Size (phi)	Sieve Midpt (phi)	Weight (grams)	Freq Weight %	Cumulative Weight %
-2.00	-2.125	0.000	0.000	0.000
-1.75	-1.875	0.000	0.000	0.000
-1.50	-1.625	0.000	0.000	0.000
-1.25	-1.375	0.000	0.000	0.000
-1.00	-1.125	0.041	0.084	0.084
-0.75	-0.875	0.043	0.088	0.171
-0.50	-0.625	0.106	0.216	0.388
-0.25	-0.375	0.082	0.167	0.555
0.00	-0.125	0.106	0.216	0.772
0.25	0.125	0.159	0.325	1.096
0.50	0.375	0.214	0.437	1.533
0.75	0.625	0.373	0.761	2.294
1.00	0.875	0.829	1.692	3.986
1.25	1.125	0.716	1.461	5.448
1.50	1.375	0.863	1.762	7.209
1.75	1.625	1.393	2.843	10.053
2.00	1.875	2.646	5.401	15.454
2.25	2.125	4.398	8.977	24.431
2.50	2.375	7.467	15.242	39.673
2.75	2.625	9.964	20.338	60.011
3.00	2.875	9.586	19.567	79.578
3.25	3.125	6.233	12.723	92.301
3.50	3.375	2.615	5.338	97.638
3.75	3.625	0.922	1.882	99.520
4.00	3.875	0.235	0.480	100.000
5.00	4.500	0.000	0.000	100.000

Statistical Results			
Mean:	2.5195	phi	(0.1744 mm)
Standard Dev:	0.6717	phi-units	(0.6278 mm)
Skewness:	-1.4694	dimensionless	
Kurtosis:	6.6632	dimensionless	
5th Moment:	-23.2086	dimensionless	
6th Moment:	101.1954	dimensionless	
RARD *	0.2666	dimensionless	
Median	2.5019	phi	(0.1765 mm)

* RARD = reciprocal absolute relative dispersion (see below)

Statistical Explanation
Calculations based on the Method of Moments
Skewness: 3rd Stand. Moment; Exact Gaussian = 0.0
Kurtosis: 4th Stand. Moment; Exact Gaussian = 3.0
For Further Explanation, See Calculation Sheets
Millimeter data calculated by $mm = 2^{(-phi)}$

Reciprocal Absolute Relative Dispersion (RARD) Scale	
< 0.5	Excellent homogeneity (e.g., beaches)
0.5 to 1.0	Good homogeneity
1.0 to 1.33	Fair homogeneity
> 1.33	Poor homogeneity (e.g., glacial)

