

Onshore Grab Sample

Sample: NA-11-MB
Sample Taken By: J. Ladner
Sample Collected On: 12/4/02
Splits? N/A

County: Nassau
Latitude: 30° 33' 57.4"
Longitude: 81° 26' 35.5"
Datum: WGS 84
Surf. Elev: N/A
Datum: N/A

Fine Data Summary

Total Sample Weight 49.171 grams
Total Fines in Sample 0.165 grams
Total Percent Fines 0.33 %

Dry Sieving Summary

Total Sample Weight 49.032 grams
Total Digested Weight 37.439 grams
Total Carbonate Weight 11.593 grams
Total Silica % 76.36 %
Total Carbonate % 23.64 %
Carbonate/Silica Ratio 0.310

General Comments:

None

Description

Worked By: C. Fischler
Reviewed and Edited By: M. Ladle

Pre-Digestion Grain Size Distribution

Onshore Grab Sample

Sample: NA-11-MB

Total Sample Mass: 49.032 grams

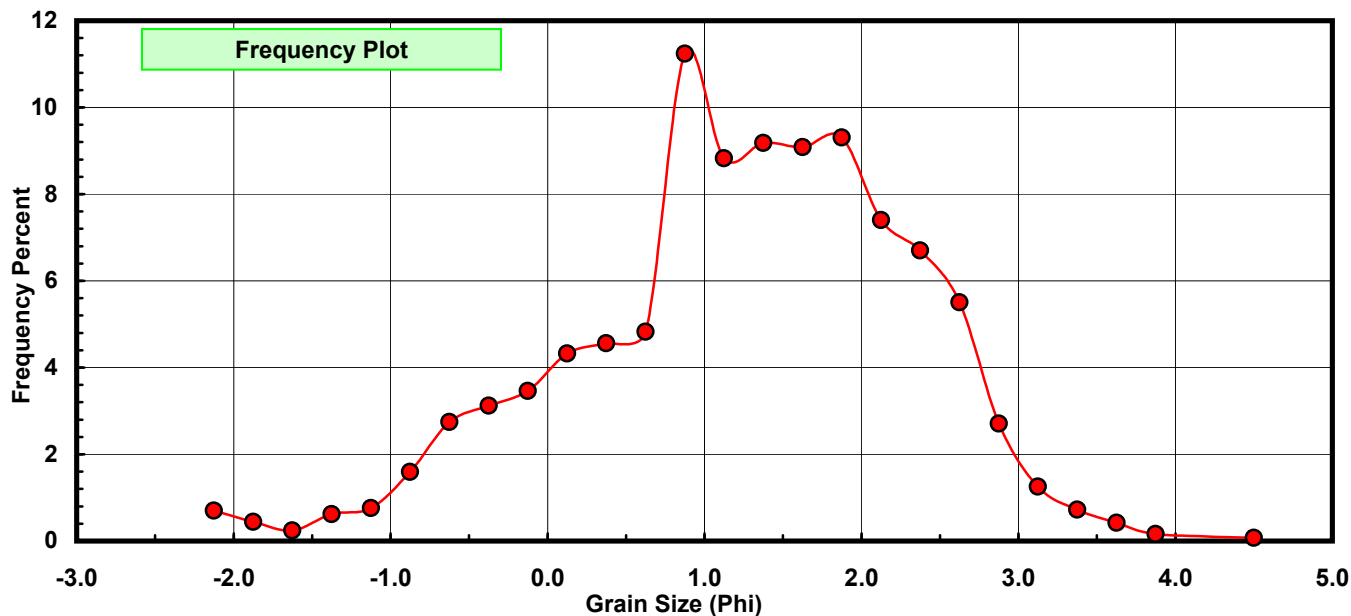
Sieve Size (phi)	Sieve Midpt (phi)	Weight (grams)	Freq Weight %	Cumulative Weight %
-2.00	-2.125	0.344	0.702	0.702
-1.75	-1.875	0.216	0.441	1.142
-1.50	-1.625	0.121	0.247	1.389
-1.25	-1.375	0.303	0.618	2.007
-1.00	-1.125	0.374	0.763	2.770
-0.75	-0.875	0.781	1.593	4.362
-0.50	-0.625	1.346	2.745	7.108
-0.25	-0.375	1.532	3.124	10.232
0.00	-0.125	1.696	3.459	13.691
0.25	0.125	2.120	4.324	18.015
0.50	0.375	2.236	4.560	22.575
0.75	0.625	2.365	4.823	27.398
1.00	0.875	5.511	11.240	38.638
1.25	1.125	4.329	8.829	47.467
1.50	1.375	4.501	9.180	56.647
1.75	1.625	4.456	9.088	65.735
2.00	1.875	4.564	9.308	75.043
2.25	2.125	3.630	7.403	82.446
2.50	2.375	3.287	6.704	89.150
2.75	2.625	2.700	5.507	94.657
3.00	2.875	1.327	2.706	97.363
3.25	3.125	0.614	1.252	98.615
3.50	3.375	0.353	0.720	99.335
3.75	3.625	0.208	0.424	99.759
4.00	3.875	0.081	0.165	99.925
5.00	4.500	0.037	0.075	100.000

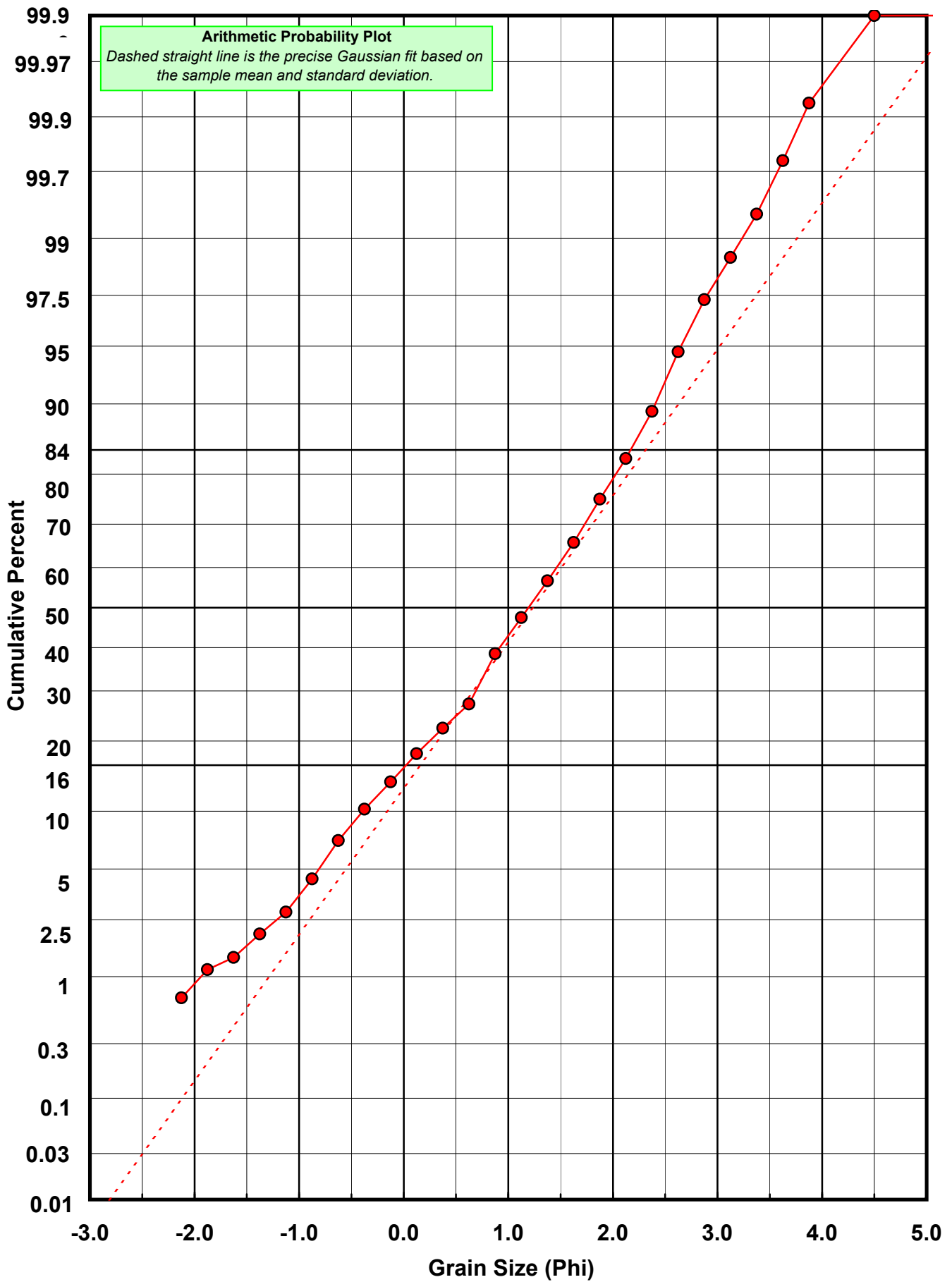
Statistical Results			
Mean:	1.2349	phi	(0.4249 mm)
Standard Dev:	1.0873	phi-units	(0.4706 mm)
Skewness:	-0.4730	dimensionless	
Kurtosis:	3.1110	dimensionless	
5th Moment:	-3.8293	dimensionless	
6th Moment:	16.5201	dimensionless	
RARD *	0.8805	dimensionless	
Median	1.1940	phi	(0.4371 mm)

* RARD = reciprocal absolute relative dispersion (see below)

Statistical Explanation
Calculations based on the Method of Moments
Skewness: 3rd Stand. Moment; Exact Gaussian = 0.0
Kurtosis: 4th Stand. Moment; Exact Gaussian = 3.0
For Further Explanation, See Calculation Sheets
Millimeter data calculated by $mm = 2^{(-\phi)}$

Reciprocal Absolute Relative Dispersion (RARD) Scale	
< 0.5	Excellent homogeneity (e.g., beaches)
0.5 to 1.0	Good homogeneity
1.0 to 1.33	Fair homogeneity
> 1.33	Poor homogeneity (e.g., glacial)





Carbonate Grain Size Distribution

Onshore Grab Sample

Sample: NA-11-MB

Total Carbonate Mass: 11.713 grams

% Carbonate: 23.6 %

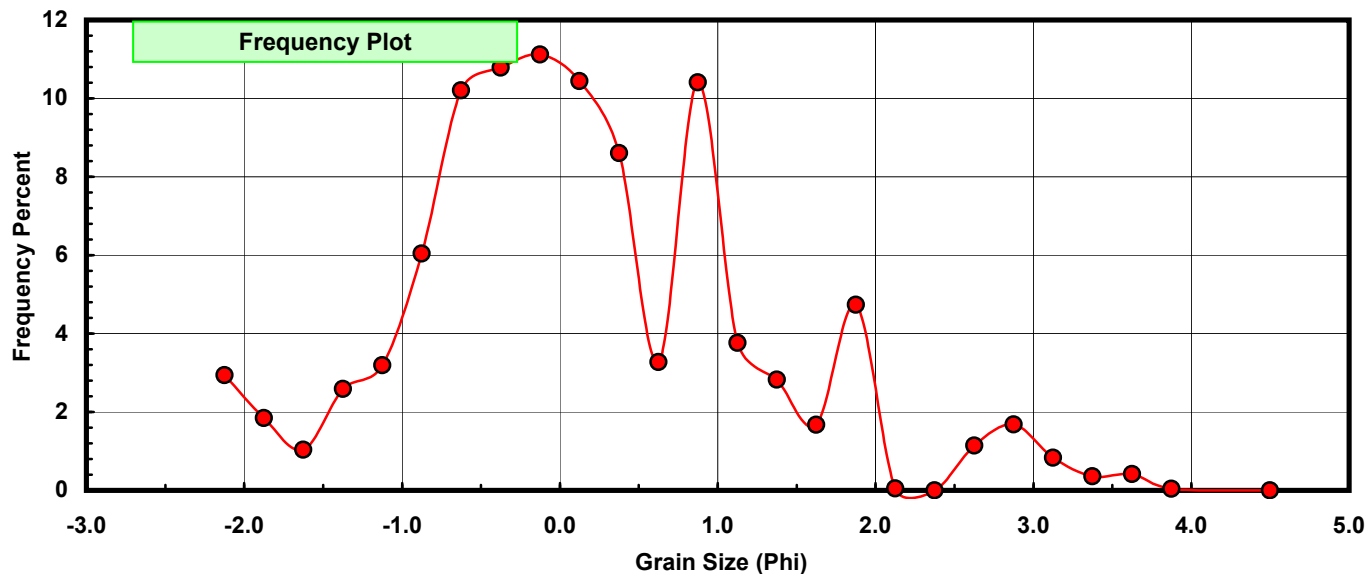
Sieve Size (phi)	Sieve Midpt (phi)	Weight (grams)	Freq Weight %	Cumulative Weight %
-2.00	-2.125	0.344	2.937	2.937
-1.75	-1.875	0.216	1.844	4.781
-1.50	-1.625	0.121	1.033	5.814
-1.25	-1.375	0.303	2.587	8.401
-1.00	-1.125	0.374	3.193	11.594
-0.75	-0.875	0.708	6.045	17.639
-0.50	-0.625	1.195	10.202	27.841
-0.25	-0.375	1.263	10.783	38.624
0.00	-0.125	1.302	11.116	49.740
0.25	0.125	1.223	10.441	60.181
0.50	0.375	1.008	8.606	68.787
0.75	0.625	0.383	3.270	72.057
1.00	0.875	1.219	10.407	82.464
1.25	1.125	0.441	3.765	86.229
1.50	1.375	0.331	2.826	89.055
1.75	1.625	0.196	1.673	90.728
2.00	1.875	0.555	4.738	95.467
2.25	2.125	0.006	0.051	95.518
2.50	2.375	0.000	0.000	95.518
2.75	2.625	0.134	1.144	96.662
3.00	2.875	0.197	1.682	98.344
3.25	3.125	0.098	0.837	99.180
3.50	3.375	0.042	0.359	99.539
3.75	3.625	0.049	0.418	99.957
4.00	3.875	0.005	0.043	100.000
5.00	4.500	0.000	0.000	100.000

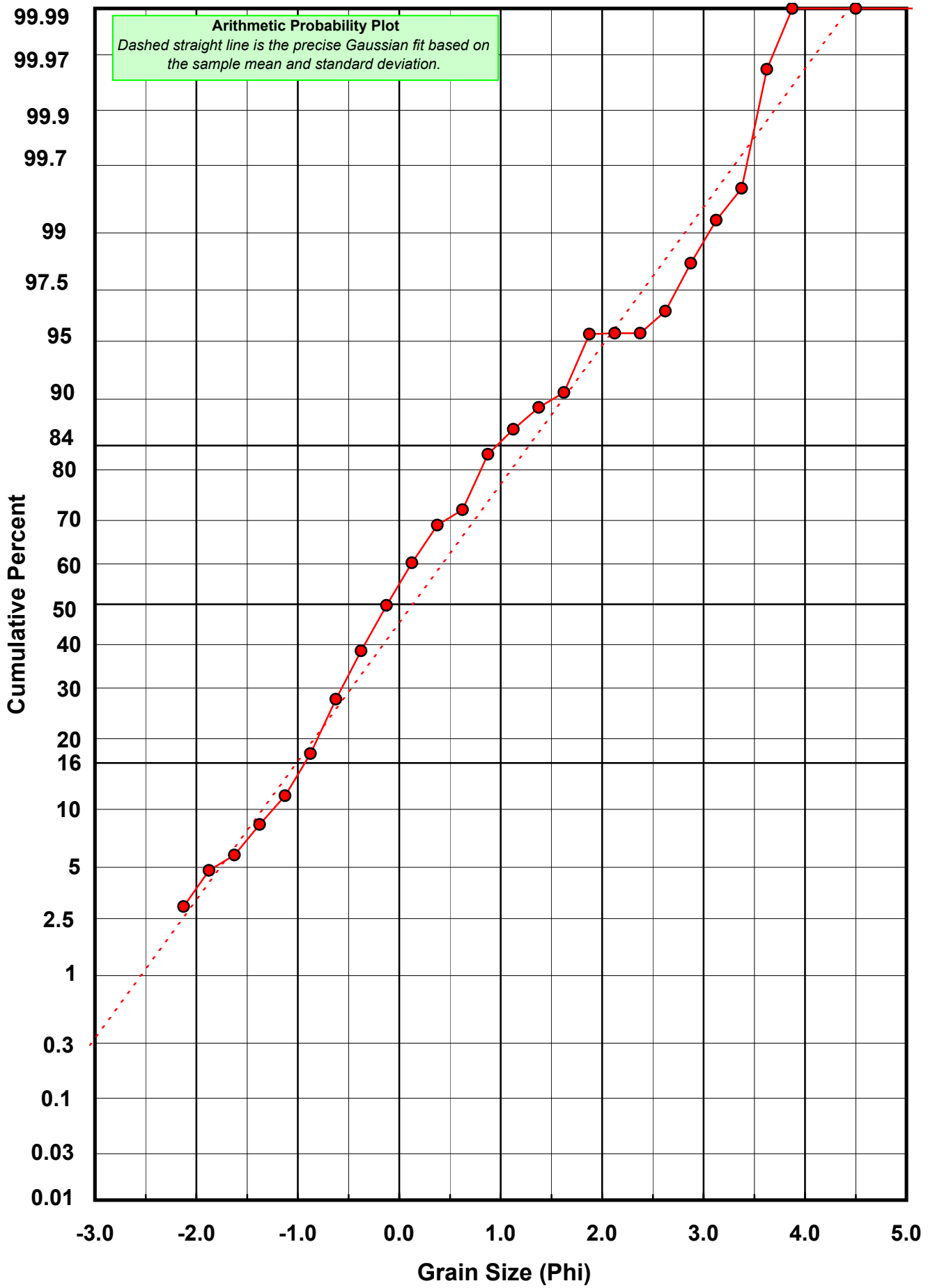
Statistical Results			
Mean:	0.1324	phi	(0.9123 mm)
Standard Dev:	1.1557	phi-units	(0.4488 mm)
Skewness:	0.4981	dimensionless	
Kurtosis:	3.2542	dimensionless	
5th Moment:	4.0558	dimensionless	
6th Moment:	16.7272	dimensionless	
RARD *	8.7315	dimensionless	
Median	-0.1188	phi	(1.0858 mm)

* RARD = reciprocal absolute relative dispersion (see below)

Statistical Explanation	
Calculations based on the Method of Moments	
Skewness: 3rd Stand. Moment; Exact Gaussian = 0.0	
Kurtosis: 4th Stand. Moment; Exact Gaussian = 3.0	
For Further Explanation, See Calculation Sheets	
Millimeter data calculated by $mm = 2^{(-phi)}$	

Reciprocal Absolute Relative Dispersion (RARD) Scale	
< 0.5	Excellent homogeneity (e.g., beaches)
0.5 to 1.0	Good homogeneity
1.0 to 1.33	Fair homogeneity
> 1.33	Poor homogeneity (e.g., glacial)





Post-Digestion Grain Size Distribution

Onshore Grab Sample

Sample: NA-11-MB

Total Digested Mass: 37.414 grams

% Silica: 76.4 %

Sieve Size (phi)	Sieve Midpt (phi)	Weight (grams)	Freq Weight %	Cumulative Weight %
-2.00	-2.125	0.000	0.000	0.000
-1.75	-1.875	0.000	0.000	0.000
-1.50	-1.625	0.000	0.000	0.000
-1.25	-1.375	0.000	0.000	0.000
-1.00	-1.125	0.000	0.000	0.000
-0.75	-0.875	0.073	0.195	0.195
-0.50	-0.625	0.151	0.404	0.599
-0.25	-0.375	0.269	0.719	1.318
0.00	-0.125	0.394	1.053	2.371
0.25	0.125	0.897	2.397	4.768
0.50	0.375	1.228	3.282	8.050
0.75	0.625	1.982	5.297	13.348
1.00	0.875	4.292	11.472	24.820
1.25	1.125	3.888	10.392	35.211
1.50	1.375	4.170	11.146	46.357
1.75	1.625	4.260	11.386	57.743
2.00	1.875	4.009	10.715	68.458
2.25	2.125	3.624	9.686	78.145
2.50	2.375	3.419	9.138	87.283
2.75	2.625	2.566	6.858	94.141
3.00	2.875	1.130	3.020	97.161
3.25	3.125	0.516	1.379	98.541
3.50	3.375	0.311	0.831	99.372
3.75	3.625	0.159	0.425	99.797
4.00	3.875	0.076	0.203	100.000
5.00	4.500	0.000	0.000	100.000

Statistical Results			
Mean:	1.5808	phi	(0.3343 mm)
Standard Dev:	0.8041	phi-units	(0.5727 mm)
Skewness:	-0.0788	dimensionless	
Kurtosis:	2.7589	dimensionless	
5th Moment:	-0.8034	dimensionless	
6th Moment:	12.4198	dimensionless	
RARD *	0.5086	dimensionless	
Median	1.4550	phi	(0.3648 mm)

* RARD = reciprocal absolute relative dispersion (see below)

Statistical Explanation	
Calculations based on the Method of Moments	
Skewness: 3rd Stand. Moment; Exact Gaussian = 0.0	
Kurtosis: 4th Stand. Moment; Exact Gaussian = 3.0	
For Further Explanation, See Calculation Sheets	
Millimeter data calculated by $mm = 2^{(-phi)}$	

Reciprocal Absolute Relative Dispersion (RARD) Scale	
< 0.5	Excellent homogeneity (e.g., beaches)
0.5 to 1.0	Good homogeneity
1.0 to 1.33	Fair homogeneity
> 1.33	Poor homogeneity (e.g., glacial)

