

Onshore Grab Sample

Sample: NA-09-SS
Sample Taken By: J. Ladner
Sample Collected On: 12/4/02
Splits? N/A

County: Nassau
Latitude: 30° 35' 41.5"
Longitude: 81° 26' 32.5"
Datum: WGS 84
Surf. Elev: N/A
Datum: N/A

Fine Data Summary

Total Sample Weight 48.348 grams
Total Fines in Sample 0.149 grams
Total Percent Fines 0.31 %

Dry Sieving Summary

Total Sample Weight 47.924 grams
Total Digested Weight 46.963 grams
Total Carbonate Weight 0.961 grams
Total Silica % 97.99 %
Total Carbonate % 2.01 %
Carbonate/Silica Ratio 0.020

General Comments:

None

Description

Worked By: C. Fischler
Reviewed and Edited By: M. Ladle

Pre-Digestion Grain Size Distribution

Onshore Grab Sample

Sample: NA-09-SS

Total Sample Mass: 47.924 grams

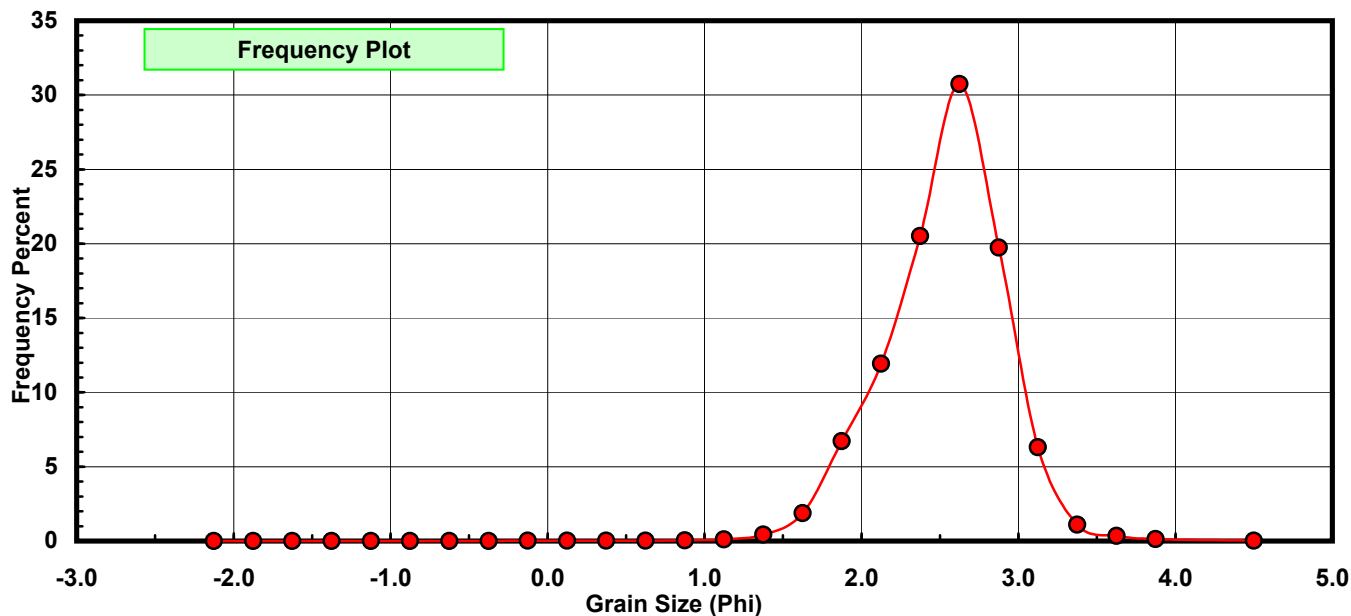
Sieve Size (phi)	Sieve Midpt (phi)	Weight (grams)	Freq Weight %	Cumulative Weight %
-2.00	-2.125	0.000	0.000	0.000
-1.75	-1.875	0.000	0.000	0.000
-1.50	-1.625	0.000	0.000	0.000
-1.25	-1.375	0.000	0.000	0.000
-1.00	-1.125	0.000	0.000	0.000
-0.75	-0.875	0.000	0.000	0.000
-0.50	-0.625	0.000	0.000	0.000
-0.25	-0.375	0.003	0.006	0.006
0.00	-0.125	0.006	0.013	0.019
0.25	0.125	0.006	0.013	0.031
0.50	0.375	0.006	0.013	0.044
0.75	0.625	0.010	0.021	0.065
1.00	0.875	0.016	0.033	0.098
1.25	1.125	0.051	0.106	0.204
1.50	1.375	0.206	0.430	0.634
1.75	1.625	0.894	1.865	2.500
2.00	1.875	3.218	6.715	9.215
2.25	2.125	5.713	11.921	21.136
2.50	2.375	9.826	20.503	41.639
2.75	2.625	14.731	30.738	72.377
3.00	2.875	9.459	19.738	92.115
3.25	3.125	3.022	6.306	98.420
3.50	3.375	0.526	1.098	99.518
3.75	3.625	0.160	0.334	99.852
4.00	3.875	0.059	0.123	99.975
5.00	4.500	0.012	0.025	100.000

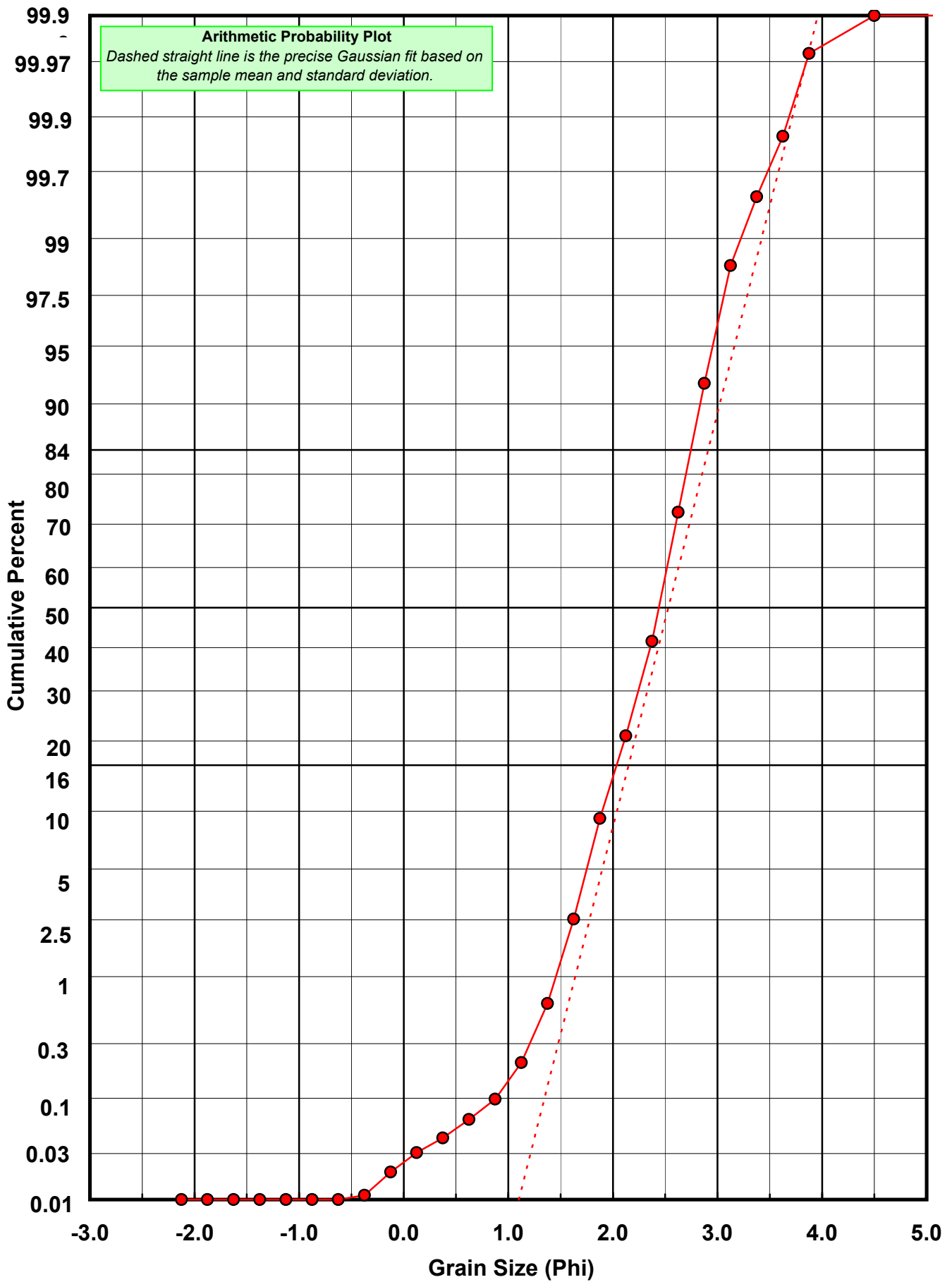
Statistical Results			
Mean:	2.5305	phi	(0.1731 mm)
Standard Dev:	0.3841	phi-units	(0.7663 mm)
Skewness:	-0.4223	dimensionless	
Kurtosis:	4.3087	dimensionless	
5th Moment:	-7.5610	dimensionless	
6th Moment:	65.0975	dimensionless	
RARD *	0.1518	dimensionless	
Median	2.4430	phi	(0.1839 mm)

* RARD = reciprocal absolute relative dispersion (see below)

Statistical Explanation
Calculations based on the Method of Moments
Skewness: 3rd Stand. Moment; Exact Gaussian = 0.0
Kurtosis: 4th Stand. Moment; Exact Gaussian = 3.0
For Further Explanation, See Calculation Sheets
Millimeter data calculated by $mm = 2^{(-\phi)}$

Reciprocal Absolute Relative Dispersion (RARD) Scale	
< 0.5	Excellent homogeneity (e.g., beaches)
0.5 to 1.0	Good homogeneity
1.0 to 1.33	Fair homogeneity
> 1.33	Poor homogeneity (e.g., glacial)





Carbonate Grain Size Distribution

Onshore Grab Sample

Sample: NA-09-SS

Total Carbonate Mass: 2.030 grams

% Carbonate: 2.0 %

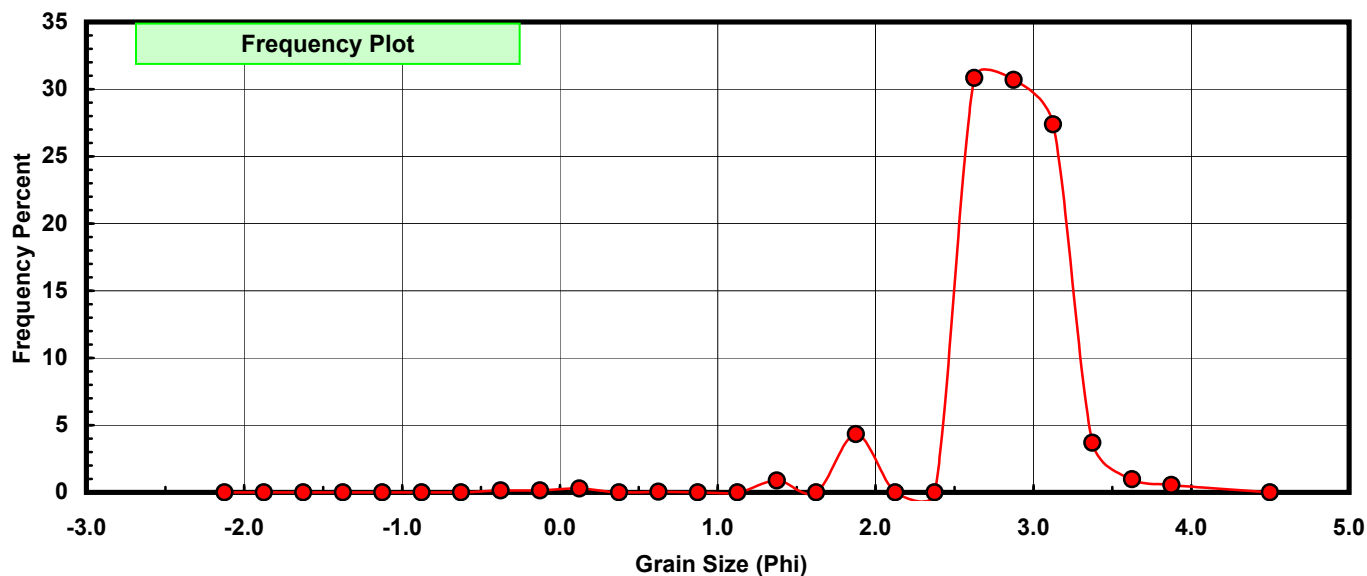
Sieve Size (phi)	Sieve Midpt (phi)	Weight (grams)	Freq Weight %	Cumulative Weight %
-2.00	-2.125	0.000	0.000	0.000
-1.75	-1.875	0.000	0.000	0.000
-1.50	-1.625	0.000	0.000	0.000
-1.25	-1.375	0.000	0.000	0.000
-1.00	-1.125	0.000	0.000	0.000
-0.75	-0.875	0.000	0.000	0.000
-0.50	-0.625	0.000	0.000	0.000
-0.25	-0.375	0.003	0.148	0.148
0.00	-0.125	0.003	0.148	0.296
0.25	0.125	0.006	0.296	0.591
0.50	0.375	0.000	0.000	0.591
0.75	0.625	0.001	0.049	0.640
1.00	0.875	0.000	0.000	0.640
1.25	1.125	0.000	0.000	0.640
1.50	1.375	0.018	0.887	1.527
1.75	1.625	0.000	0.000	1.527
2.00	1.875	0.088	4.335	5.862
2.25	2.125	0.000	0.000	5.862
2.50	2.375	0.000	0.000	5.862
2.75	2.625	0.626	30.837	36.700
3.00	2.875	0.623	30.690	67.389
3.25	3.125	0.556	27.389	94.778
3.50	3.375	0.075	3.695	98.473
3.75	3.625	0.020	0.985	99.458
4.00	3.875	0.011	0.542	100.000
5.00	4.500	0.000	0.000	100.000

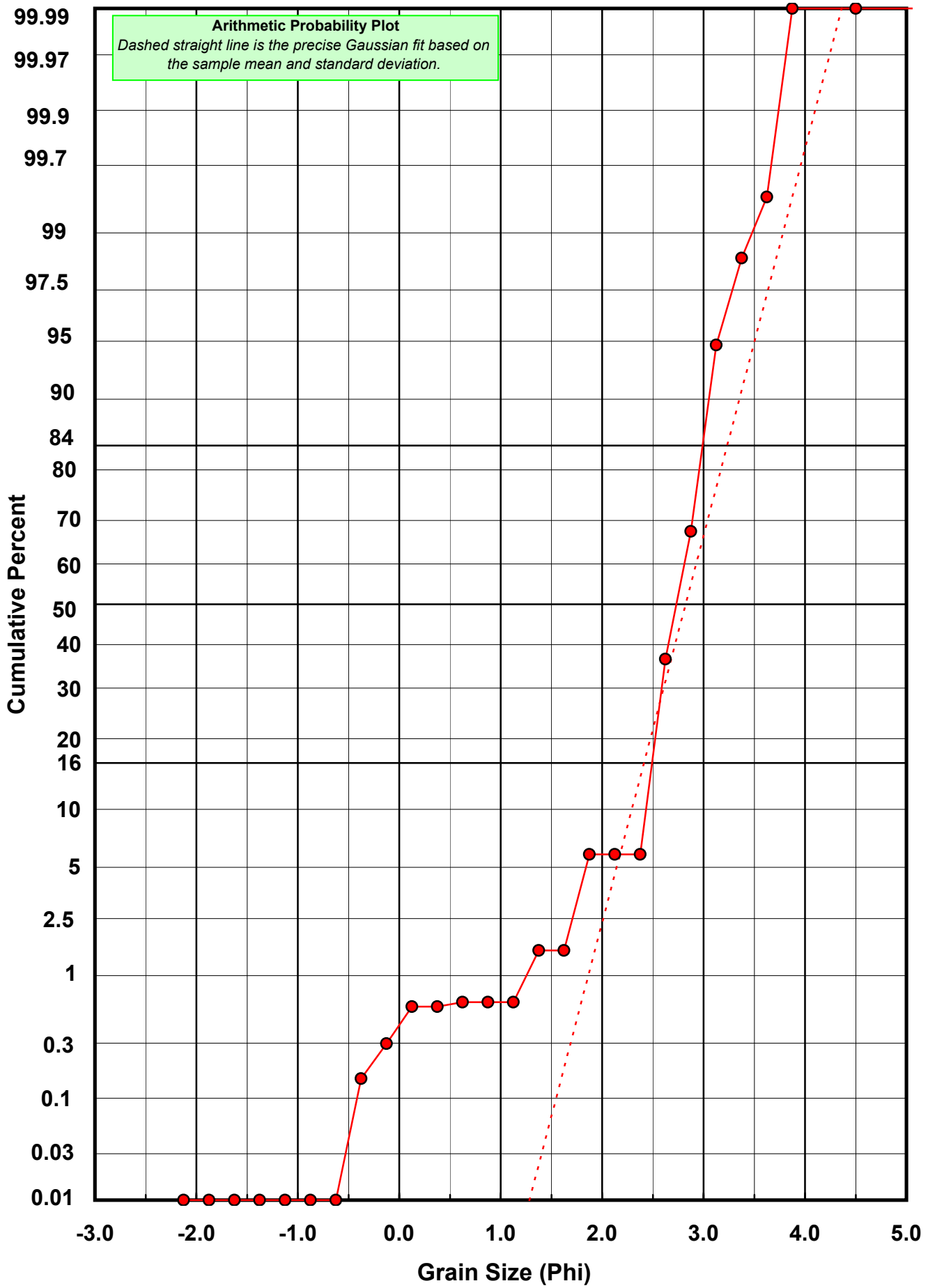
Statistical Results			
Mean:	2.8225	phi	(0.1414 mm)
Standard Dev:	0.4134	phi-units	(0.7509 mm)
Skewness:	-2.6936	dimensionless	
Kurtosis:	17.9713	dimensionless	
5th Moment:	-111.5619	dimensionless	
6th Moment:	774.8528	dimensionless	
RARD *	0.1465	dimensionless	
Median	2.7333	phi	(0.1504 mm)

* RARD = reciprocal absolute relative dispersion (see below)

Statistical Explanation	
Calculations based on the Method of Moments	
Skewness: 3rd Stand. Moment; Exact Gaussian = 0.0	
Kurtosis: 4th Stand. Moment; Exact Gaussian = 3.0	
For Further Explanation, See Calculation Sheets	
Millimeter data calculated by $mm = 2^{(-phi)}$	

Reciprocal Absolute Relative Dispersion (RARD) Scale	
< 0.5	Excellent homogeneity (e.g., beaches)
0.5 to 1.0	Good homogeneity
1.0 to 1.33	Fair homogeneity
> 1.33	Poor homogeneity (e.g., glacial)





Post-Digestion Grain Size Distribution

Onshore Grab Sample

Sample: NA-09-SS

Total Digested Mass: 46.956 grams

% Silica: 98.0 %

Sieve Size (phi)	Sieve Midpt (phi)	Weight (grams)	Freq Weight %	Cumulative Weight %
-2.00	-2.125	0.000	0.000	0.000
-1.75	-1.875	0.000	0.000	0.000
-1.50	-1.625	0.000	0.000	0.000
-1.25	-1.375	0.000	0.000	0.000
-1.00	-1.125	0.000	0.000	0.000
-0.75	-0.875	0.000	0.000	0.000
-0.50	-0.625	0.000	0.000	0.000
-0.25	-0.375	0.000	0.000	0.000
0.00	-0.125	0.003	0.006	0.006
0.25	0.125	0.000	0.000	0.006
0.50	0.375	0.006	0.013	0.019
0.75	0.625	0.009	0.019	0.038
1.00	0.875	0.022	0.047	0.085
1.25	1.125	0.057	0.121	0.207
1.50	1.375	0.188	0.400	0.607
1.75	1.625	0.950	2.023	2.630
2.00	1.875	3.130	6.666	9.296
2.25	2.125	5.855	12.469	21.765
2.50	2.375	10.690	22.766	44.531
2.75	2.625	14.105	30.039	74.570
3.00	2.875	8.836	18.818	93.387
3.25	3.125	2.466	5.252	98.639
3.50	3.375	0.451	0.960	99.600
3.75	3.625	0.140	0.298	99.898
4.00	3.875	0.048	0.102	100.000
5.00	4.500	0.000	0.000	100.000

Statistical Results			
Mean:	2.5118	phi	(0.1753 mm)
Standard Dev:	0.3748	phi-units	(0.7712 mm)
Skewness:	-0.3794	dimensionless	
Kurtosis:	3.7920	dimensionless	
5th Moment:	-5.0620	dimensionless	
6th Moment:	37.8406	dimensionless	
RARD *	0.1492	dimensionless	
Median	2.4205	phi	(0.1868 mm)

* RARD = reciprocal absolute relative dispersion (see below)

Statistical Explanation	
Calculations based on the Method of Moments	
Skewness: 3rd Stand. Moment; Exact Gaussian = 0.0	
Kurtosis: 4th Stand. Moment; Exact Gaussian = 3.0	
For Further Explanation, See Calculation Sheets	
Millimeter data calculated by $mm = 2^{(-phi)}$	

Reciprocal Absolute Relative Dispersion (RARD) Scale	
< 0.5	Excellent homogeneity (e.g., beaches)
0.5 to 1.0	Good homogeneity
1.0 to 1.33	Fair homogeneity
> 1.33	Poor homogeneity (e.g., glacial)

