

Onshore Grab Sample

Sample: NA-05-BB
Sample Taken By: J. Ladner
Sample Collected On: 12/4/02
Splits? N/A

County: Nassau
Latitude: 30° 39' 9.8"
Longitude: 81° 24' 0.4"
Datum: WGS 84
Surf. Elev: N/A
Datum: N/A

Fine Data Summary

Total Sample Weight 56.995 grams
Total Fines in Sample 0.071 grams
Total Percent Fines 0.12 %

Dry Sieving Summary

Total Sample Weight 56.883 grams
Total Digested Weight 55.251 grams
Total Carbonate Weight 1.632 grams
Total Silica % 97.13 %
Total Carbonate % 2.87 %
Carbonate/Silica Ratio 0.030

General Comments:

None

Description

Worked By: C. Fischler
Reviewed and Edited By: M. Ladle

Pre-Digestion Grain Size Distribution

Onshore Grab Sample

Sample: NA-05-BB

Total Sample Mass: 56.883 grams

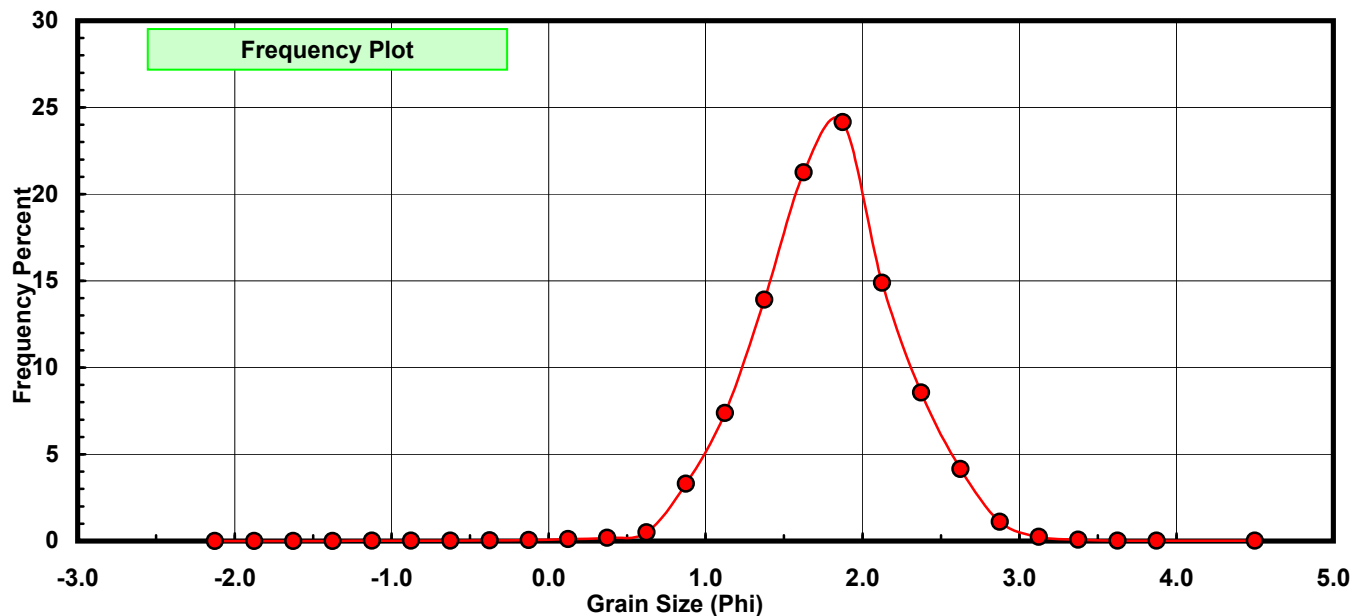
Sieve Size (phi)	Sieve Midpt (phi)	Weight (grams)	Freq Weight %	Cumulative Weight %
-2.00	-2.125	0.000	0.000	0.000
-1.75	-1.875	0.000	0.000	0.000
-1.50	-1.625	0.000	0.000	0.000
-1.25	-1.375	0.000	0.000	0.000
-1.00	-1.125	0.008	0.014	0.014
-0.75	-0.875	0.008	0.014	0.028
-0.50	-0.625	0.010	0.018	0.046
-0.25	-0.375	0.023	0.040	0.086
0.00	-0.125	0.036	0.063	0.149
0.25	0.125	0.068	0.120	0.269
0.50	0.375	0.100	0.176	0.445
0.75	0.625	0.284	0.499	0.944
1.00	0.875	1.874	3.294	4.239
1.25	1.125	4.201	7.385	11.624
1.50	1.375	7.915	13.915	25.538
1.75	1.625	12.088	21.251	46.789
2.00	1.875	13.738	24.151	70.940
2.25	2.125	8.466	14.883	85.824
2.50	2.375	4.872	8.565	94.388
2.75	2.625	2.358	4.145	98.534
3.00	2.875	0.626	1.101	99.634
3.25	3.125	0.139	0.244	99.879
3.50	3.375	0.041	0.072	99.951
3.75	3.625	0.014	0.025	99.975
4.00	3.875	0.007	0.012	99.988
5.00	4.500	0.007	0.012	100.000

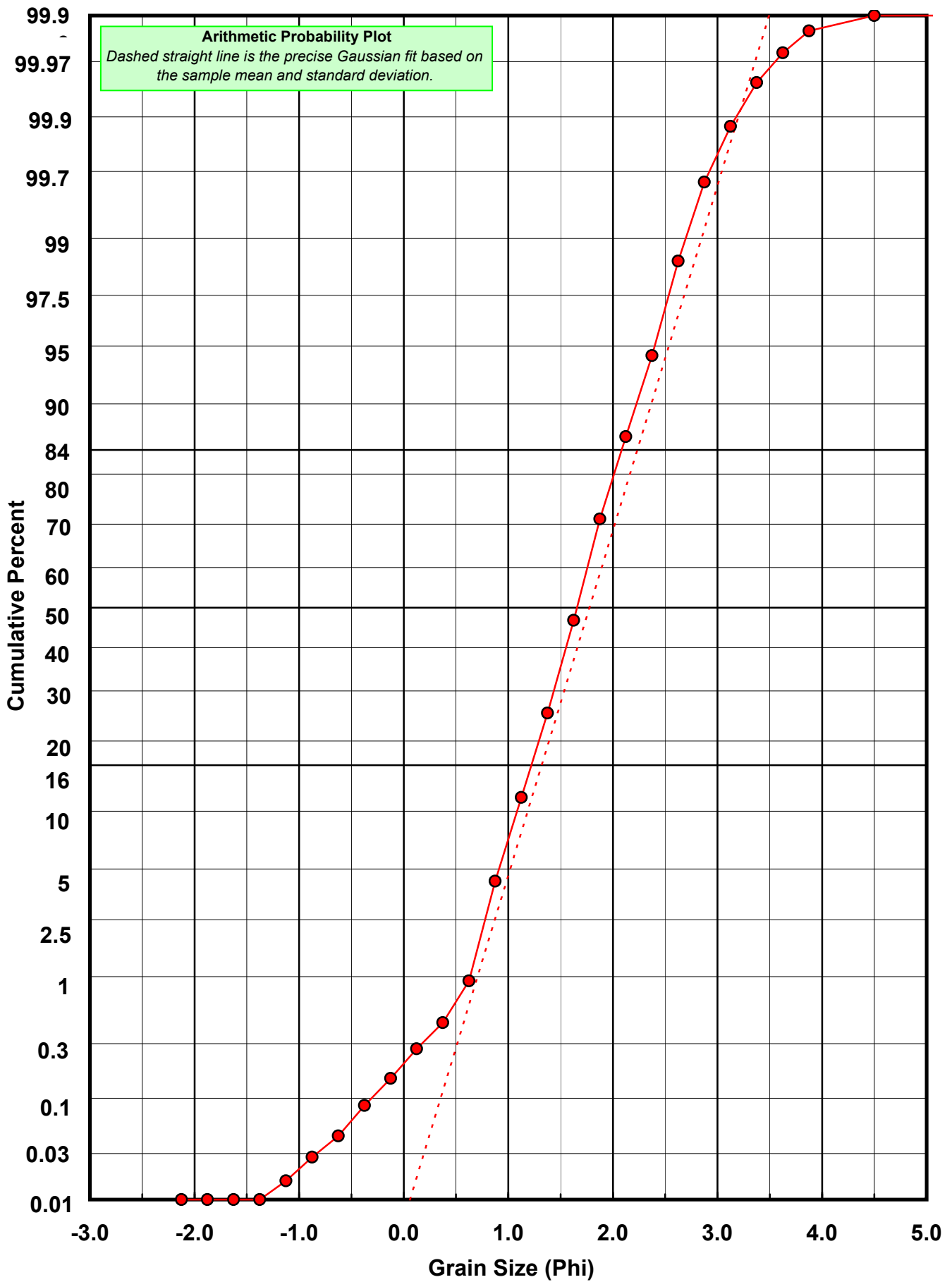
Statistical Results			
Mean:	1.7768	phi	(0.2918 mm)
Standard Dev:	0.4611	phi-units	(0.7264 mm)
Skewness:	-0.1071	dimensionless	
Kurtosis:	4.0179	dimensionless	
5th Moment:	-3.4053	dimensionless	
6th Moment:	47.2176	dimensionless	
RARD *	0.2595	dimensionless	
Median	1.6582	phi	(0.3168 mm)

* RARD = reciprocal absolute relative dispersion (see below)

Statistical Explanation
Calculations based on the Method of Moments
Skewness: 3rd Stand. Moment; Exact Gaussian = 0.0
Kurtosis: 4th Stand. Moment; Exact Gaussian = 3.0
For Further Explanation, See Calculation Sheets
Millimeter data calculated by $mm = 2^{(-phi)}$

Reciprocal Absolute Relative Dispersion (RARD) Scale	
< 0.5	Excellent homogeneity (e.g., beaches)
0.5 to 1.0	Good homogeneity
1.0 to 1.33	Fair homogeneity
> 1.33	Poor homogeneity (e.g., glacial)





Carbonate Grain Size Distribution

Onshore Grab Sample

Sample: NA-05-BB

Total Carbonate Mass: 2.093 grams

% Carbonate: 2.9 %

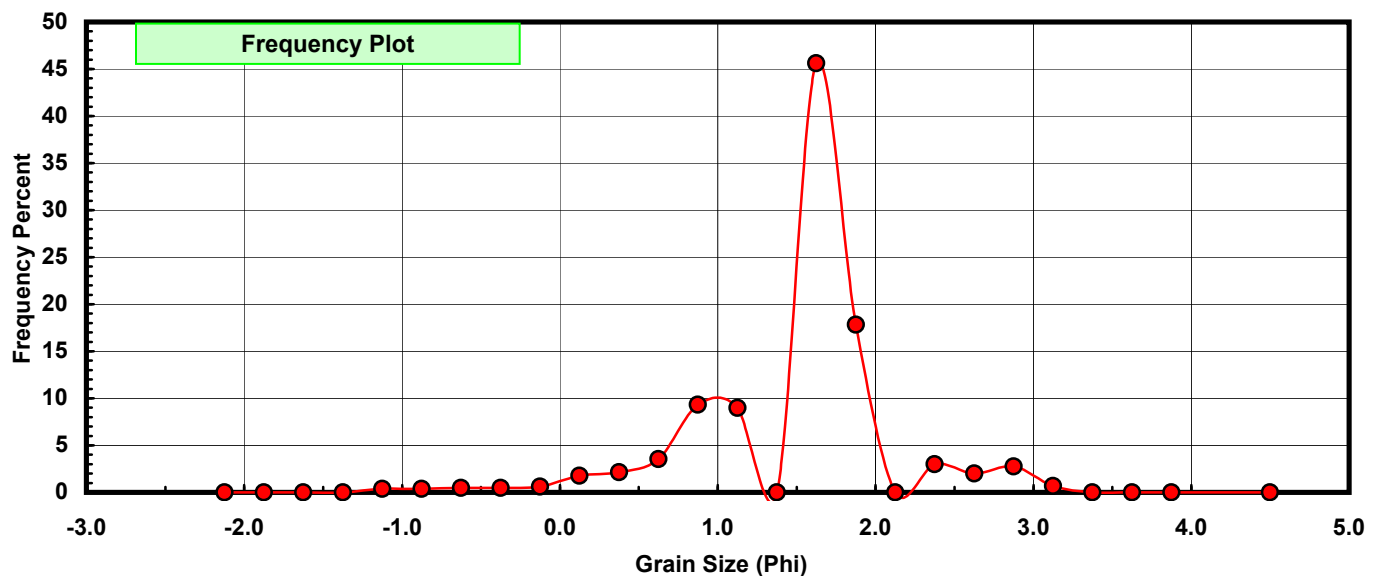
Sieve Size (phi)	Sieve Midpt (phi)	Weight (grams)	Freq Weight %	Cumulative Weight %
-2.00	-2.125	0.000	0.000	0.000
-1.75	-1.875	0.000	0.000	0.000
-1.50	-1.625	0.000	0.000	0.000
-1.25	-1.375	0.000	0.000	0.000
-1.00	-1.125	0.008	0.382	0.382
-0.75	-0.875	0.008	0.382	0.764
-0.50	-0.625	0.010	0.478	1.242
-0.25	-0.375	0.010	0.478	1.720
0.00	-0.125	0.013	0.621	2.341
0.25	0.125	0.037	1.768	4.109
0.50	0.375	0.045	2.150	6.259
0.75	0.625	0.074	3.536	9.795
1.00	0.875	0.195	9.317	19.111
1.25	1.125	0.188	8.982	28.094
1.50	1.375	0.000	0.000	28.094
1.75	1.625	0.955	45.628	73.722
2.00	1.875	0.373	17.821	91.543
2.25	2.125	0.000	0.000	91.543
2.50	2.375	0.063	3.010	94.553
2.75	2.625	0.042	2.007	96.560
3.00	2.875	0.058	2.771	99.331
3.25	3.125	0.014	0.669	100.000
3.50	3.375	0.000	0.000	100.000
3.75	3.625	0.000	0.000	100.000
4.00	3.875	0.000	0.000	100.000
5.00	4.500	0.000	0.000	100.000

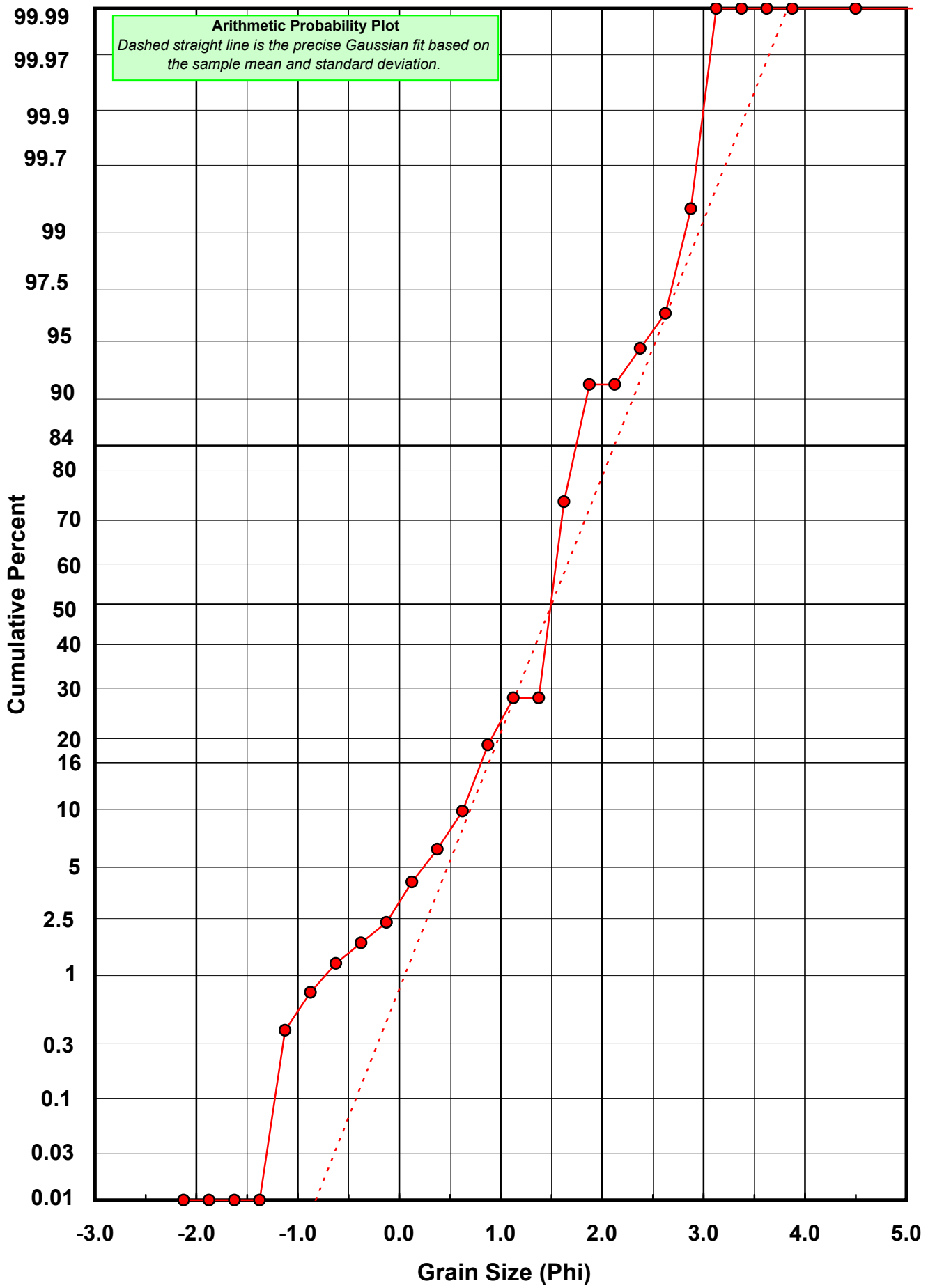
Statistical Results			
Mean:	1.5021	phi	(0.353 mm)
Standard Dev:	0.6246	phi-units	(0.6486 mm)
Skewness:	-0.7994	dimensionless	
Kurtosis:	5.5069	dimensionless	
5th Moment:	-11.0535	dimensionless	
6th Moment:	54.9451	dimensionless	
RARD *	0.4158	dimensionless	
Median	1.4950	phi	(0.3548 mm)

* RARD = reciprocal absolute relative dispersion (see below)

Statistical Explanation	
Calculations based on the Method of Moments	
Skewness: 3rd Stand. Moment; Exact Gaussian = 0.0	
Kurtosis: 4th Stand. Moment; Exact Gaussian = 3.0	
For Further Explanation, See Calculation Sheets	
Millimeter data calculated by $mm = 2^{(-phi)}$	

Reciprocal Absolute Relative Dispersion (RARD) Scale	
< 0.5	Excellent homogeneity (e.g., beaches)
0.5 to 1.0	Good homogeneity
1.0 to 1.33	Fair homogeneity
> 1.33	Poor homogeneity (e.g., glacial)





Post-Digestion Grain Size Distribution

Onshore Grab Sample

Sample: NA-05-BB

Total Digested Mass: 55.246 grams

% Silica: 97.1 %

Sieve Size (phi)	Sieve Midpt (phi)	Weight (grams)	Freq Weight %	Cumulative Weight %
-2.00	-2.125	0.000	0.000	0.000
-1.75	-1.875	0.000	0.000	0.000
-1.50	-1.625	0.000	0.000	0.000
-1.25	-1.375	0.000	0.000	0.000
-1.00	-1.125	0.000	0.000	0.000
-0.75	-0.875	0.000	0.000	0.000
-0.50	-0.625	0.000	0.000	0.000
-0.25	-0.375	0.013	0.024	0.024
0.00	-0.125	0.023	0.042	0.065
0.25	0.125	0.031	0.056	0.121
0.50	0.375	0.055	0.100	0.221
0.75	0.625	0.210	0.380	0.601
1.00	0.875	1.679	3.039	3.640
1.25	1.125	4.013	7.264	10.904
1.50	1.375	7.982	14.448	25.352
1.75	1.625	11.133	20.152	45.504
2.00	1.875	13.365	24.192	69.696
2.25	2.125	8.851	16.021	85.717
2.50	2.375	4.809	8.705	94.421
2.75	2.625	2.316	4.192	98.613
3.00	2.875	0.568	1.028	99.642
3.25	3.125	0.125	0.226	99.868
3.50	3.375	0.049	0.089	99.957
3.75	3.625	0.016	0.029	99.986
4.00	3.875	0.008	0.014	100.000
5.00	4.500	0.000	0.000	100.000

Statistical Results			
Mean:	1.7892	phi	(0.2893 mm)
Standard Dev:	0.4490	phi-units	(0.7325 mm)
Skewness:	0.0117	dimensionless	
Kurtosis:	3.2984	dimensionless	
5th Moment:	-0.2110	dimensionless	
6th Moment:	22.8050	dimensionless	
RARD *	0.2510	dimensionless	
Median	1.6715	phi	(0.3139 mm)

* RARD = reciprocal absolute relative dispersion (see below)

Statistical Explanation	
Calculations based on the Method of Moments	
Skewness: 3rd Stand. Moment; Exact Gaussian = 0.0	
Kurtosis: 4th Stand. Moment; Exact Gaussian = 3.0	
For Further Explanation, See Calculation Sheets	
Millimeter data calculated by $mm = 2^{(-phi)}$	

Reciprocal Absolute Relative Dispersion (RARD) Scale	
< 0.5	Excellent homogeneity (e.g., beaches)
0.5 to 1.0	Good homogeneity
1.0 to 1.33	Fair homogeneity
> 1.33	Poor homogeneity (e.g., glacial)

