

Onshore Grab Sample

Sample: NA-04-SS
Sample Taken By: J. Ladner
Sample Collected On: 12/4/02
Splits? N/A

County: Nassau
Latitude: 30° 40' 2.1"
Longitude: 81° 25' 50.4"
Datum: WGS 84
Surf. Elev: N/A
Datum: N/A

Fine Data Summary

Total Sample Weight 47.412 grams
Total Fines in Sample 0.115 grams
Total Percent Fines 0.24 %

Dry Sieving Summary

Total Sample Weight 47.280 grams
Total Digested Weight 41.237 grams
Total Carbonate Weight 6.043 grams
Total Silica % 87.22 %
Total Carbonate % 12.78 %
Carbonate/Silica Ratio 0.147

General Comments:

None

Description

Worked By: C. Fischler
Reviewed and Edited By: M. Ladle

Pre-Digestion Grain Size Distribution

Onshore Grab Sample

Sample: NA-04-SS

Total Sample Mass: 47.280 grams

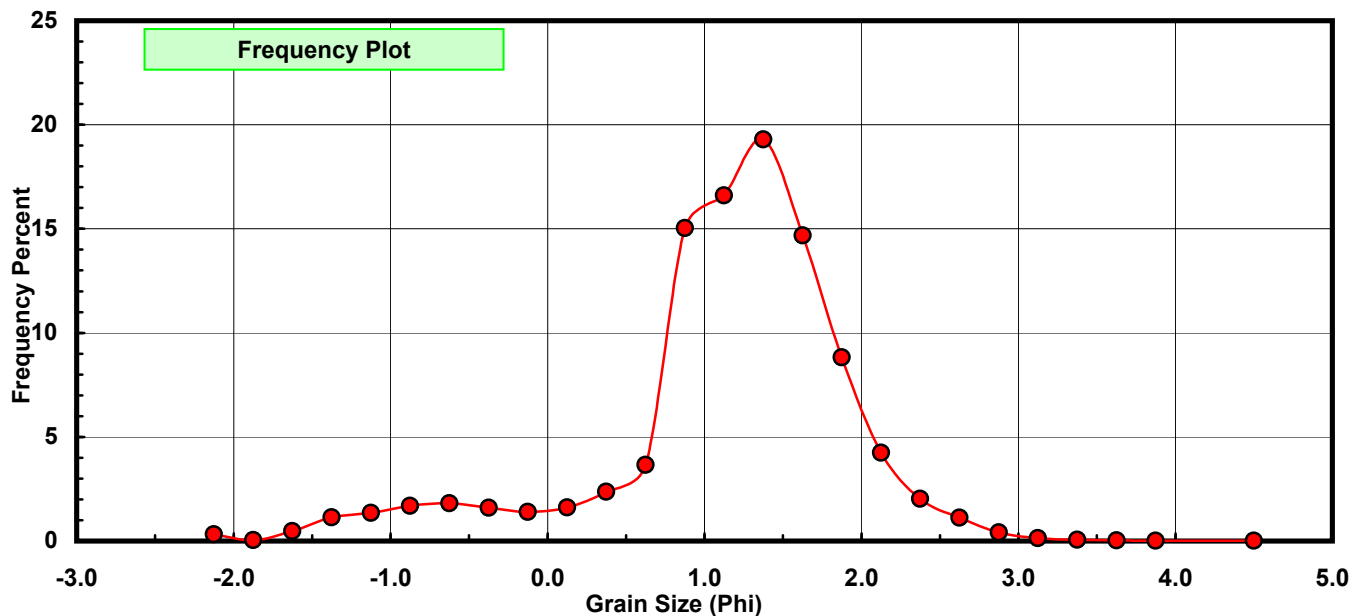
Sieve Size (phi)	Sieve Midpt (phi)	Weight (grams)	Freq Weight %	Cumulative Weight %
-2.00	-2.125	0.151	0.319	0.319
-1.75	-1.875	0.023	0.049	0.368
-1.50	-1.625	0.225	0.476	0.844
-1.25	-1.375	0.539	1.140	1.984
-1.00	-1.125	0.642	1.358	3.342
-0.75	-0.875	0.798	1.688	5.030
-0.50	-0.625	0.855	1.808	6.838
-0.25	-0.375	0.759	1.605	8.443
0.00	-0.125	0.663	1.402	9.846
0.25	0.125	0.763	1.614	11.459
0.50	0.375	1.120	2.369	13.828
0.75	0.625	1.733	3.665	17.494
1.00	0.875	7.110	15.038	32.532
1.25	1.125	7.852	16.607	49.139
1.50	1.375	9.121	19.291	68.431
1.75	1.625	6.941	14.681	83.111
2.00	1.875	4.174	8.828	91.940
2.25	2.125	2.009	4.249	96.189
2.50	2.375	0.960	2.030	98.219
2.75	2.625	0.533	1.127	99.346
3.00	2.875	0.196	0.415	99.761
3.25	3.125	0.062	0.131	99.892
3.50	3.375	0.027	0.057	99.949
3.75	3.625	0.014	0.030	99.979
4.00	3.875	0.005	0.011	99.989
5.00	4.500	0.005	0.011	100.000

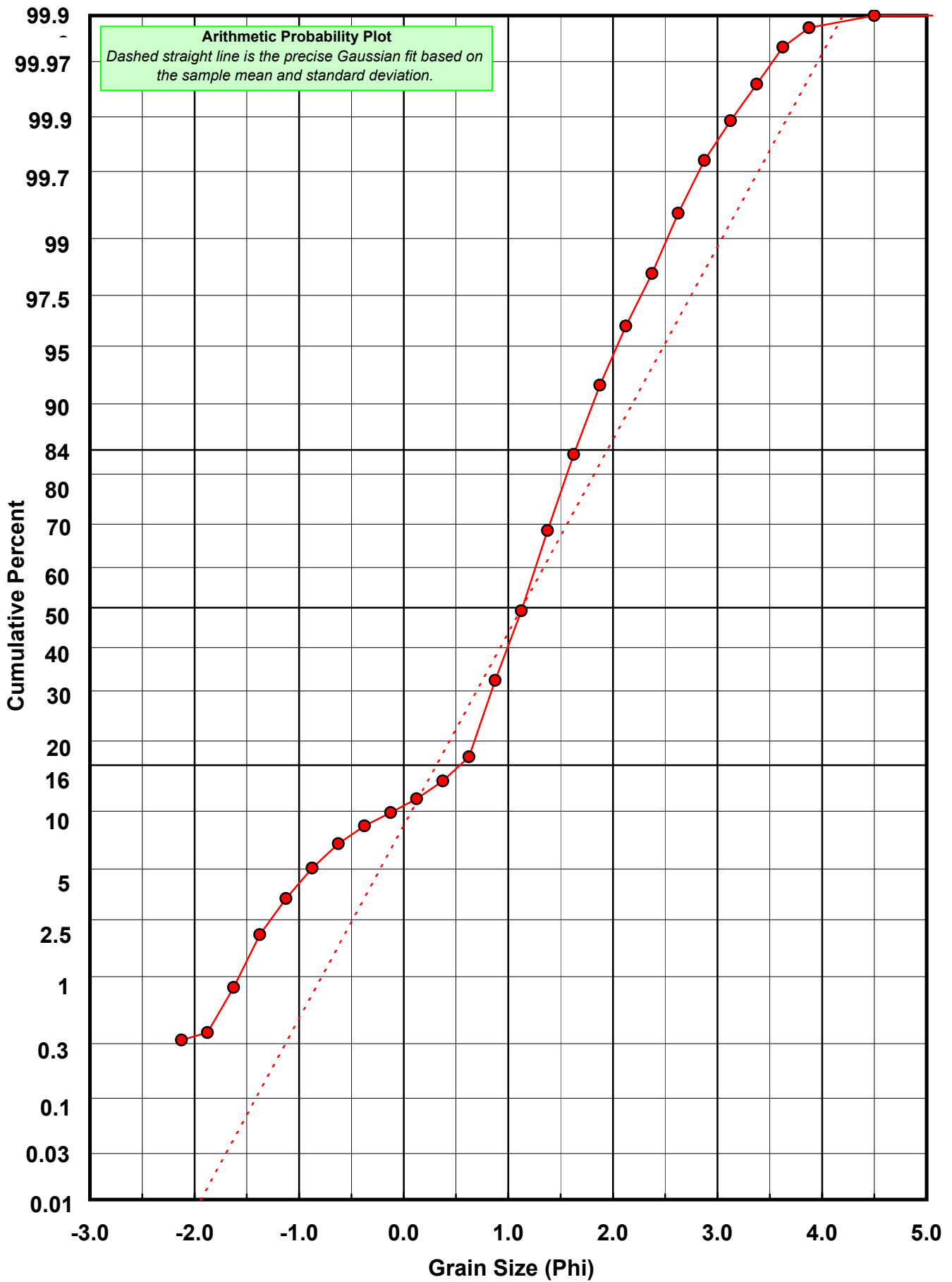
Statistical Results			
Mean:	1.1294	phi	(0.4571 mm)
Standard Dev:	0.8247	phi-units	(0.5646 mm)
Skewness:	-1.2403	dimensionless	
Kurtosis:	5.1850	dimensionless	
5th Moment:	-12.1759	dimensionless	
6th Moment:	43.8907	dimensionless	
RARD *	0.7302	dimensionless	
Median	1.1362	phi	(0.455 mm)

* RARD = reciprocal absolute relative dispersion (see below)

Statistical Explanation
Calculations based on the Method of Moments
Skewness: 3rd Stand. Moment; Exact Gaussian = 0.0
Kurtosis: 4th Stand. Moment; Exact Gaussian = 3.0
For Further Explanation, See Calculation Sheets
Millimeter data calculated by $mm = 2^{(-phi)}$

Reciprocal Absolute Relative Dispersion (RARD) Scale	
< 0.5	Excellent homogeneity (e.g., beaches)
0.5 to 1.0	Good homogeneity
1.0 to 1.33	Fair homogeneity
> 1.33	Poor homogeneity (e.g., glacial)





Carbonate Grain Size Distribution

Onshore Grab Sample

Sample: NA-04-SS

Total Carbonate Mass: 6.201 grams

% Carbonate: 12.8 %

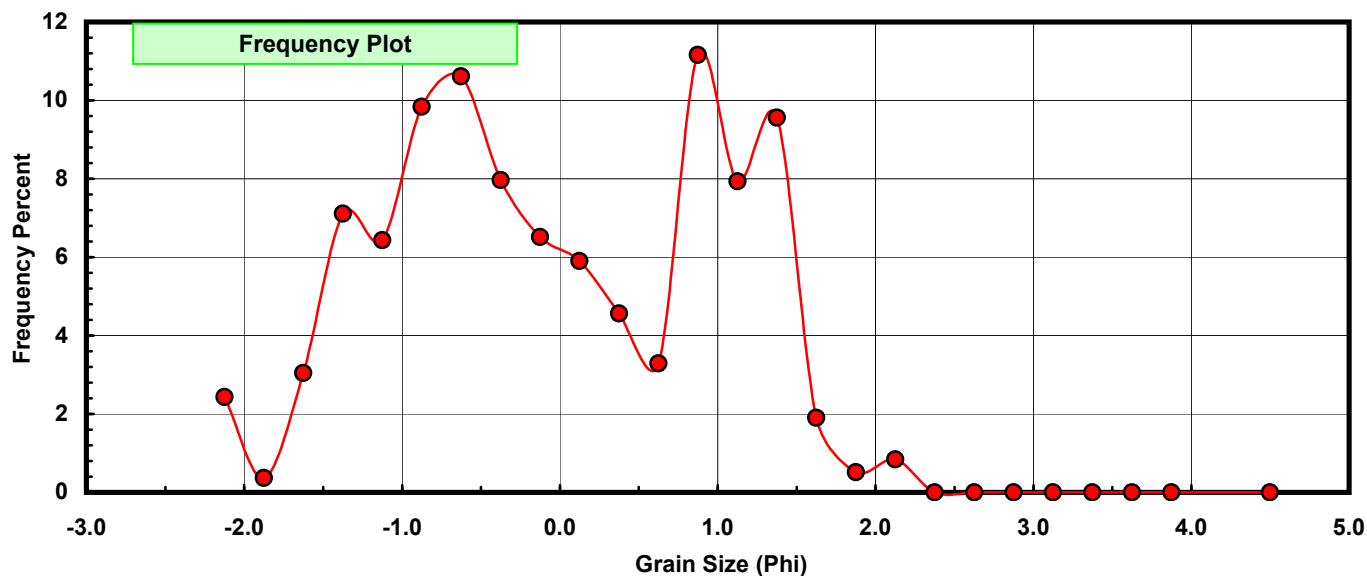
Sieve Size (phi)	Sieve Midpt (phi)	Weight (grams)	Freq Weight %	Cumulative Weight %
-2.00	-2.125	0.151	2.435	2.435
-1.75	-1.875	0.023	0.371	2.806
-1.50	-1.625	0.189	3.048	5.854
-1.25	-1.375	0.441	7.112	12.966
-1.00	-1.125	0.399	6.434	19.400
-0.75	-0.875	0.610	9.837	29.237
-0.50	-0.625	0.658	10.611	39.848
-0.25	-0.375	0.494	7.966	47.815
0.00	-0.125	0.404	6.515	54.330
0.25	0.125	0.366	5.902	60.232
0.50	0.375	0.283	4.564	64.796
0.75	0.625	0.204	3.290	68.086
1.00	0.875	0.692	11.159	79.245
1.25	1.125	0.492	7.934	87.179
1.50	1.375	0.593	9.563	96.742
1.75	1.625	0.118	1.903	98.645
2.00	1.875	0.032	0.516	99.161
2.25	2.125	0.052	0.839	100.000
2.50	2.375	0.000	0.000	100.000
2.75	2.625	0.000	0.000	100.000
3.00	2.875	0.000	0.000	100.000
3.25	3.125	0.000	0.000	100.000
3.50	3.375	0.000	0.000	100.000
3.75	3.625	0.000	0.000	100.000
4.00	3.875	0.000	0.000	100.000
5.00	4.500	0.000	0.000	100.000

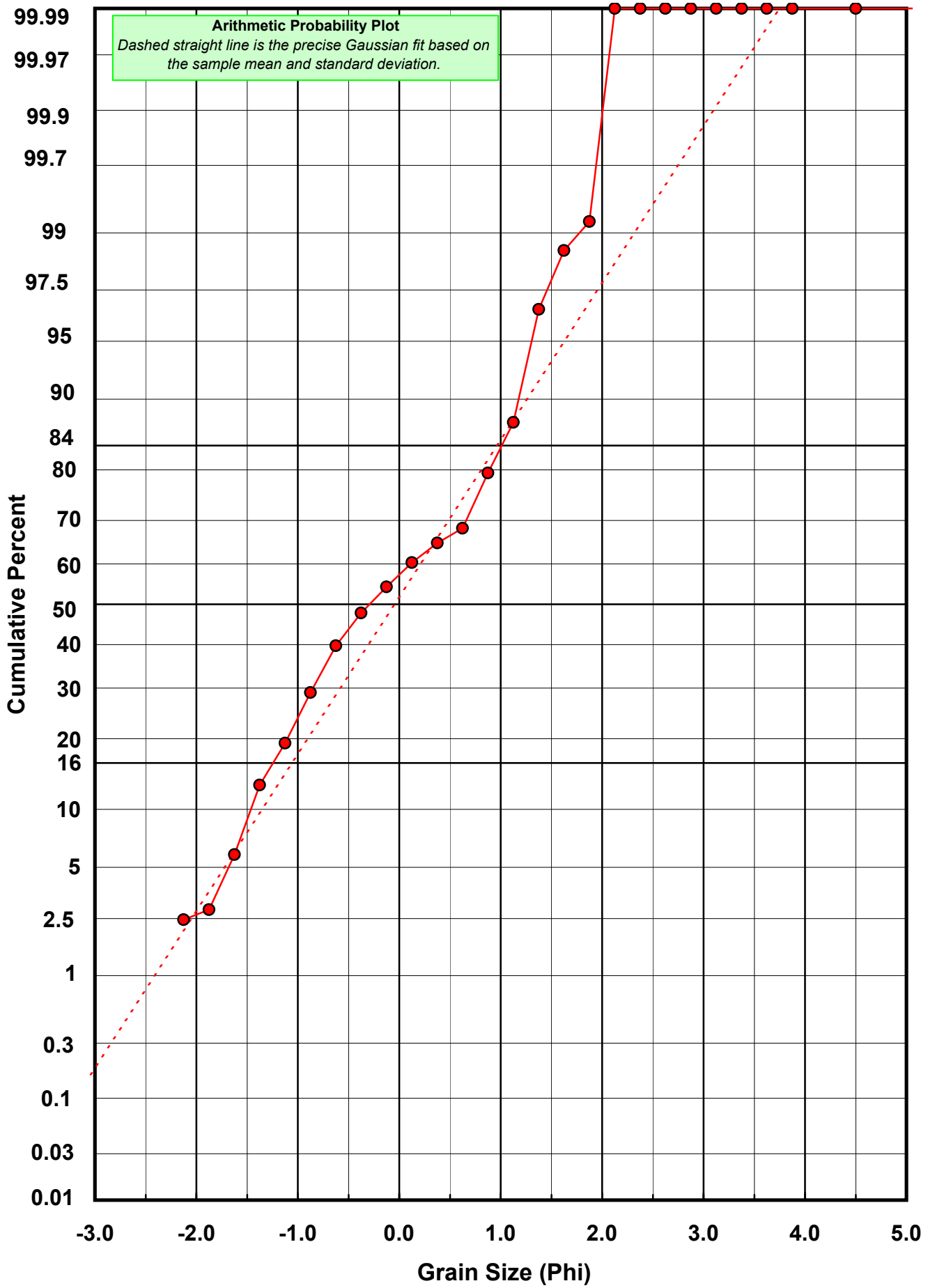
Statistical Results			
Mean:	-0.0469	phi	(1.0331 mm)
Standard Dev:	1.0194	phi-units	(0.4933 mm)
Skewness:	0.0264	dimensionless	
Kurtosis:	1.9322	dimensionless	
5th Moment:	-0.1367	dimensionless	
6th Moment:	5.0967	dimensionless	
RARD *	21.7143	dimensionless	
Median	-0.2912	phi	(1.2236 mm)

* RARD = reciprocal absolute relative dispersion (see below)

Statistical Explanation	
Calculations based on the Method of Moments	
Skewness: 3rd Stand. Moment; Exact Gaussian = 0.0	
Kurtosis: 4th Stand. Moment; Exact Gaussian = 3.0	
For Further Explanation, See Calculation Sheets	
Millimeter data calculated by $mm = 2^{(-phi)}$	

Reciprocal Absolute Relative Dispersion (RARD) Scale	
< 0.5	Excellent homogeneity (e.g., beaches)
0.5 to 1.0	Good homogeneity
1.0 to 1.33	Fair homogeneity
> 1.33	Poor homogeneity (e.g., glacial)





Post-Digestion Grain Size Distribution

Onshore Grab Sample

Sample: NA-04-SS

Total Digested Mass: 41.230 grams

% Silica: 87.2 %

Sieve Size (phi)	Sieve Midpt (phi)	Weight (grams)	Freq Weight %	Cumulative Weight %
-2.00	-2.125	0.000	0.000	0.000
-1.75	-1.875	0.000	0.000	0.000
-1.50	-1.625	0.036	0.087	0.087
-1.25	-1.375	0.098	0.238	0.325
-1.00	-1.125	0.243	0.589	0.914
-0.75	-0.875	0.188	0.456	1.370
-0.50	-0.625	0.197	0.478	1.848
-0.25	-0.375	0.265	0.643	2.491
0.00	-0.125	0.259	0.628	3.119
0.25	0.125	0.397	0.963	4.082
0.50	0.375	0.837	2.030	6.112
0.75	0.625	1.529	3.708	9.821
1.00	0.875	6.418	15.566	25.387
1.25	1.125	7.360	17.851	43.238
1.50	1.375	8.528	20.684	63.922
1.75	1.625	6.823	16.549	80.471
2.00	1.875	4.142	10.046	90.517
2.25	2.125	1.957	4.747	95.263
2.50	2.375	1.019	2.472	97.735
2.75	2.625	0.556	1.349	99.083
3.00	2.875	0.233	0.565	99.648
3.25	3.125	0.082	0.199	99.847
3.50	3.375	0.039	0.095	99.942
3.75	3.625	0.017	0.041	99.983
4.00	3.875	0.007	0.017	100.000
5.00	4.500	0.000	0.000	100.000

Statistical Results			
Mean:	1.3120	phi	(0.4028 mm)
Standard Dev:	0.6197	phi-units	(0.6508 mm)
Skewness:	-0.8010	dimensionless	
Kurtosis:	6.1974	dimensionless	
5th Moment:	-14.3383	dimensionless	
6th Moment:	75.1021	dimensionless	
RARD *	0.4723	dimensionless	
Median	1.2067	phi	(0.4332 mm)

* RARD = reciprocal absolute relative dispersion (see below)

Statistical Explanation	
Calculations based on the Method of Moments	
Skewness: 3rd Stand. Moment; Exact Gaussian = 0.0	
Kurtosis: 4th Stand. Moment; Exact Gaussian = 3.0	
For Further Explanation, See Calculation Sheets	
Millimeter data calculated by $mm = 2^{(-phi)}$	

Reciprocal Absolute Relative Dispersion (RARD) Scale	
< 0.5	Excellent homogeneity (e.g., beaches)
0.5 to 1.0	Good homogeneity
1.0 to 1.33	Fair homogeneity
> 1.33	Poor homogeneity (e.g., glacial)

