

Onshore Grab Sample

Sample: NA-02-SS
Sample Taken By: J. Ladner
Sample Collected On: 12/4/02
Splits? N/A

County: Nassau
Latitude: 30° 41' 46.2"
Longitude: 81° 25' 38.0"
Datum: WGS 84
Surf. Elev: N/A
Datum: N/A

Fine Data Summary

Total Sample Weight	39.691 grams
Total Fines in Sample	0.123 grams
Total Percent Fines	0.31 %

Dry Sieving Summary

Total Sample Weight	39.542 grams
Total Digested Weight	38.150 grams
Total Carbonate Weight	1.392 grams
Total Silica %	96.48 %
Total Carbonate %	3.52 %
Carbonate/Silica Ratio	0.036

General Comments:

None

Description

Worked By: C. Fischler
Reviewed and Edited By: M. Ladle

Pre-Digestion Grain Size Distribution

Onshore Grab Sample

Sample: NA-02-SS

Total Sample Mass: 39.542 grams

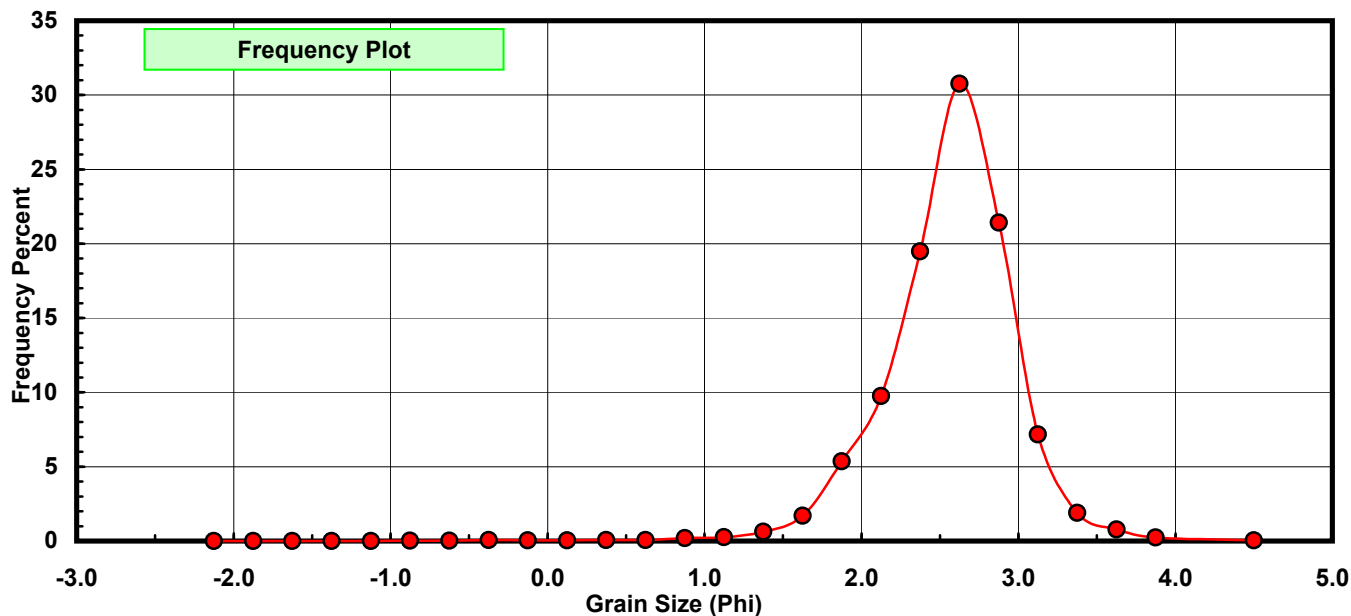
Sieve Size (phi)	Sieve Midpt (phi)	Weight (grams)	Freq Weight %	Cumulative Weight %
-2.00	-2.125	0.000	0.000	0.000
-1.75	-1.875	0.000	0.000	0.000
-1.50	-1.625	0.000	0.000	0.000
-1.25	-1.375	0.000	0.000	0.000
-1.00	-1.125	0.000	0.000	0.000
-0.75	-0.875	0.012	0.030	0.030
-0.50	-0.625	0.010	0.025	0.056
-0.25	-0.375	0.023	0.058	0.114
0.00	-0.125	0.013	0.033	0.147
0.25	0.125	0.019	0.048	0.195
0.50	0.375	0.027	0.068	0.263
0.75	0.625	0.026	0.066	0.329
1.00	0.875	0.075	0.190	0.518
1.25	1.125	0.104	0.263	0.781
1.50	1.375	0.247	0.625	1.406
1.75	1.625	0.676	1.710	3.116
2.00	1.875	2.120	5.361	8.477
2.25	2.125	3.852	9.742	18.219
2.50	2.375	7.707	19.491	37.709
2.75	2.625	12.164	30.762	68.471
3.00	2.875	8.467	21.413	89.884
3.25	3.125	2.835	7.170	97.054
3.50	3.375	0.746	1.887	98.940
3.75	3.625	0.304	0.769	99.709
4.00	3.875	0.094	0.238	99.947
5.00	4.500	0.021	0.053	100.000

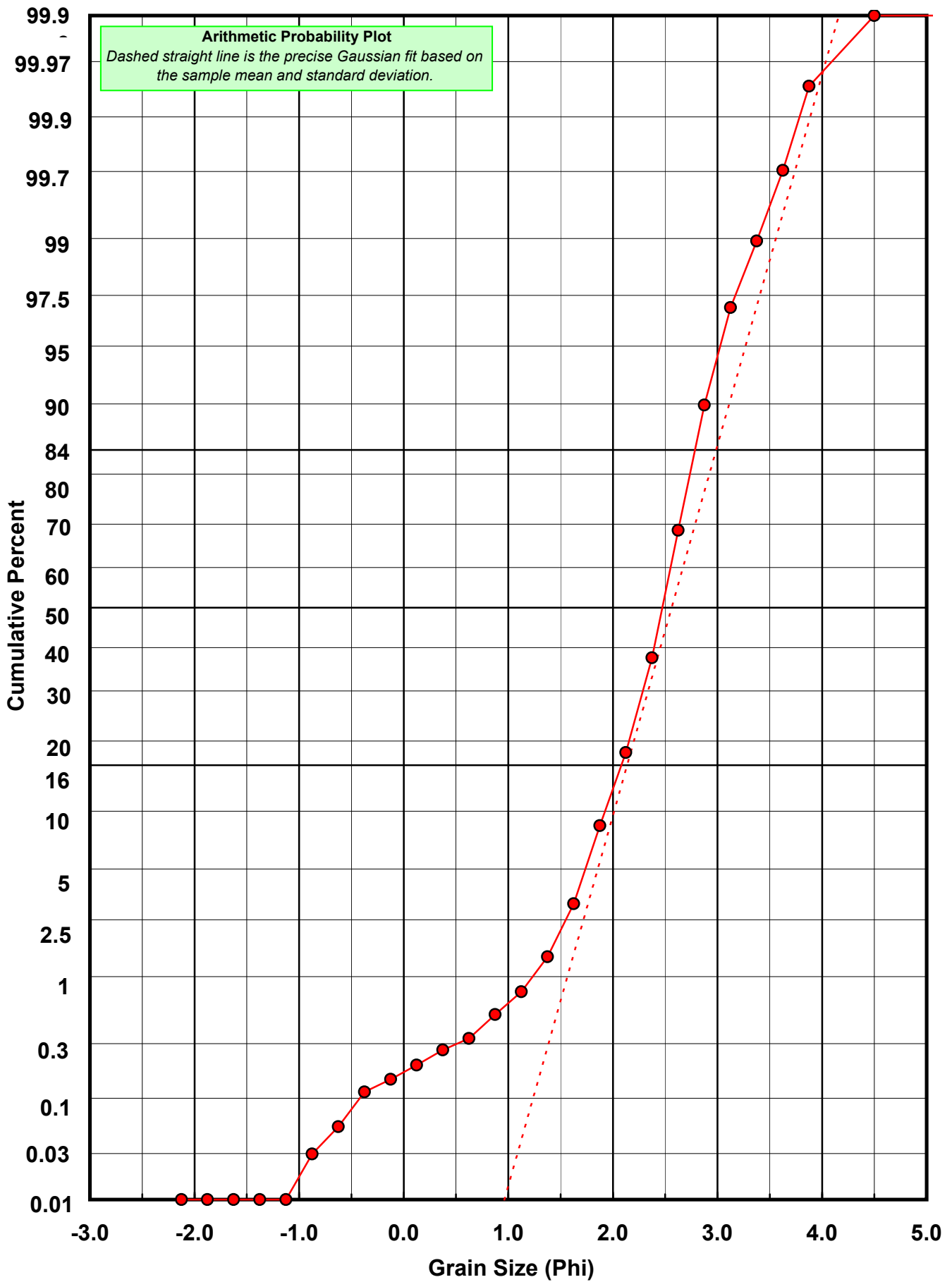
Statistical Results			
Mean:	2.5618	phi	(0.1694 mm)
Standard Dev:	0.4293	phi-units	(0.7426 mm)
Skewness:	-1.0440	dimensionless	
Kurtosis:	8.4660	dimensionless	
5th Moment:	-37.1498	dimensionless	
6th Moment:	267.5531	dimensionless	
RARD *	0.1676	dimensionless	
Median	2.4749	phi	(0.1799 mm)

* RARD = reciprocal absolute relative dispersion (see below)

Statistical Explanation	
Calculations based on the Method of Moments	
Skewness: 3rd Stand. Moment; Exact Gaussian = 0.0	
Kurtosis: 4th Stand. Moment; Exact Gaussian = 3.0	
For Further Explanation, See Calculation Sheets	
Millimeter data calculated by $mm = 2^{(-\phi)}$	

Reciprocal Absolute Relative Dispersion (RARD) Scale	
< 0.5	Excellent homogeneity (e.g., beaches)
0.5 to 1.0	Good homogeneity
1.0 to 1.33	Fair homogeneity
> 1.33	Poor homogeneity (e.g., glacial)





Carbonate Grain Size Distribution

Onshore Grab Sample

Sample: NA-02-SS

Total Carbonate Mass: 1.816 grams

% Carbonate: 3.5 %

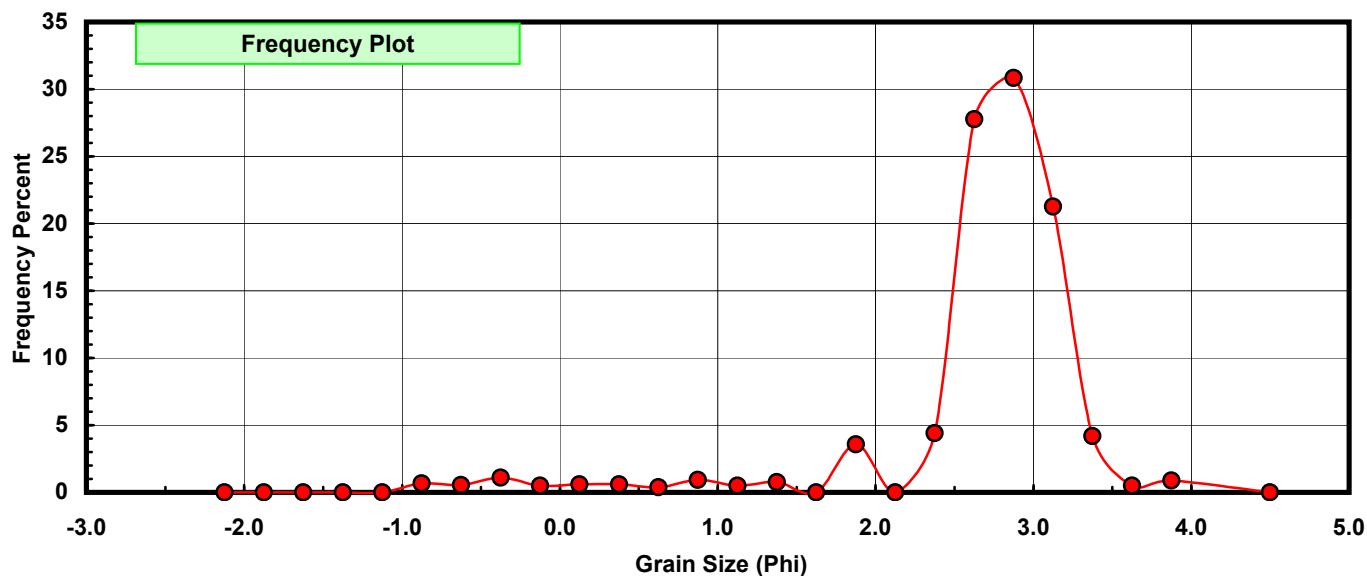
Sieve Size (phi)	Sieve Midpt (phi)	Weight (grams)	Freq Weight %	Cumulative Weight %
-2.00	-2.125	0.000	0.000	0.000
-1.75	-1.875	0.000	0.000	0.000
-1.50	-1.625	0.000	0.000	0.000
-1.25	-1.375	0.000	0.000	0.000
-1.00	-1.125	0.000	0.000	0.000
-0.75	-0.875	0.012	0.661	0.661
-0.50	-0.625	0.010	0.551	1.211
-0.25	-0.375	0.020	1.101	2.313
0.00	-0.125	0.009	0.496	2.808
0.25	0.125	0.011	0.606	3.414
0.50	0.375	0.011	0.606	4.020
0.75	0.625	0.007	0.385	4.405
1.00	0.875	0.017	0.936	5.341
1.25	1.125	0.009	0.496	5.837
1.50	1.375	0.014	0.771	6.608
1.75	1.625	0.000	0.000	6.608
2.00	1.875	0.065	3.579	10.187
2.25	2.125	0.000	0.000	10.187
2.50	2.375	0.080	4.405	14.593
2.75	2.625	0.504	27.753	42.346
3.00	2.875	0.560	30.837	73.183
3.25	3.125	0.386	21.256	94.438
3.50	3.375	0.076	4.185	98.623
3.75	3.625	0.009	0.496	99.119
4.00	3.875	0.016	0.881	100.000
5.00	4.500	0.000	0.000	100.000

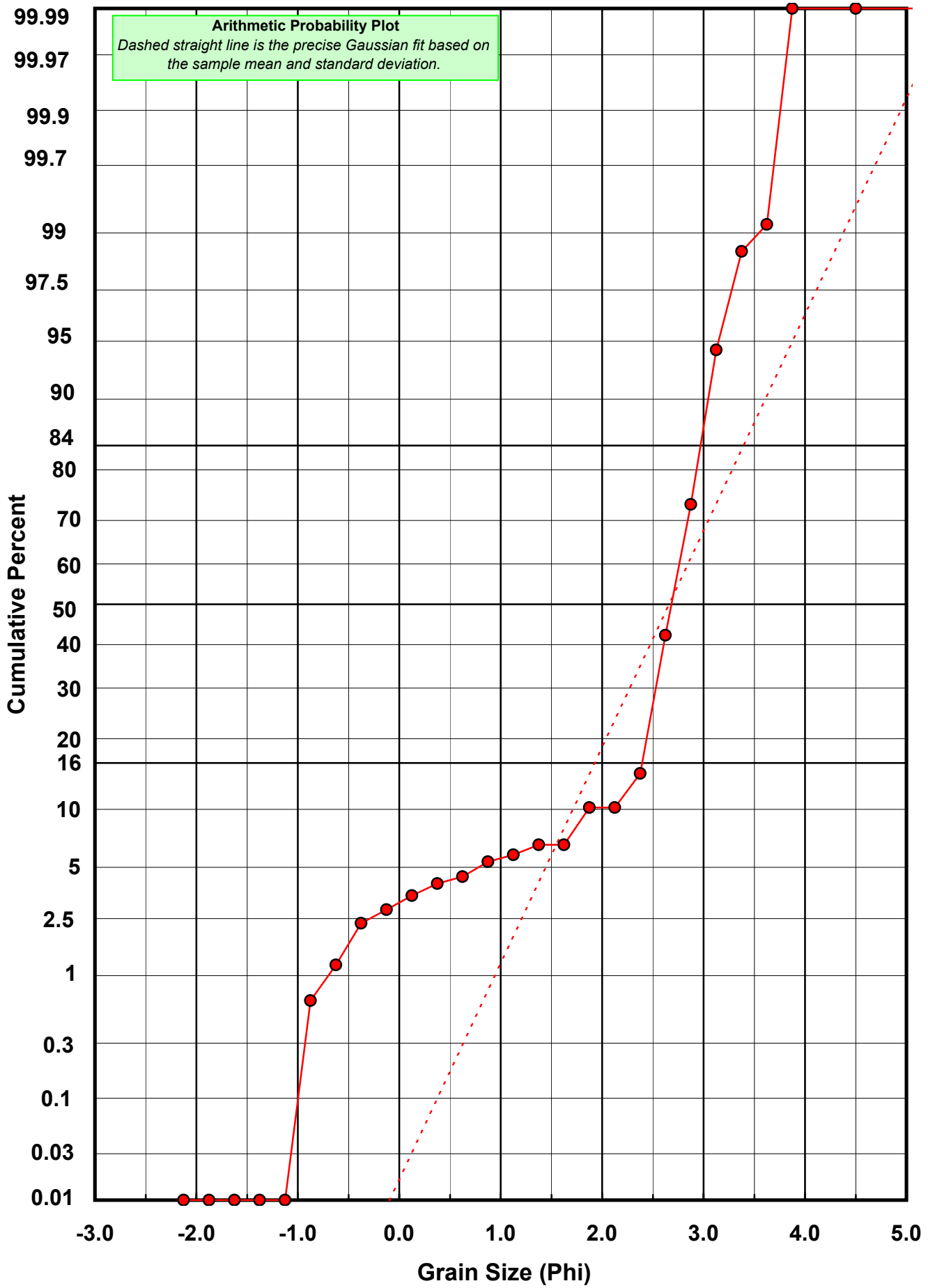
Statistical Results			
Mean:	2.6602	phi	(0.1582 mm)
Standard Dev:	0.7402	phi-units	(0.5987 mm)
Skewness:	-2.8404	dimensionless	
Kurtosis:	11.9640	dimensionless	
5th Moment:	-48.5297	dimensionless	
6th Moment:	206.4486	dimensionless	
RARD *	0.2782	dimensionless	
Median	2.6871	phi	(0.1553 mm)

* RARD = reciprocal absolute relative dispersion (see below)

Statistical Explanation	
Calculations based on the Method of Moments	
Skewness: 3rd Stand. Moment; Exact Gaussian = 0.0	
Kurtosis: 4th Stand. Moment; Exact Gaussian = 3.0	
For Further Explanation, See Calculation Sheets	
Millimeter data calculated by $mm = 2^{(-phi)}$	

Reciprocal Absolute Relative Dispersion (RARD) Scale	
< 0.5	Excellent homogeneity (e.g., beaches)
0.5 to 1.0	Good homogeneity
1.0 to 1.33	Fair homogeneity
> 1.33	Poor homogeneity (e.g., glacial)





Post-Digestion Grain Size Distribution

Onshore Grab Sample

Sample: NA-02-SS

Total Digested Mass: 38.134 grams

% Silica: 96.5 %

Sieve Size (phi)	Sieve Midpt (phi)	Weight (grams)	Freq Weight %	Cumulative Weight %
-2.00	-2.125	0.000	0.000	0.000
-1.75	-1.875	0.000	0.000	0.000
-1.50	-1.625	0.000	0.000	0.000
-1.25	-1.375	0.000	0.000	0.000
-1.00	-1.125	0.000	0.000	0.000
-0.75	-0.875	0.000	0.000	0.000
-0.50	-0.625	0.000	0.000	0.000
-0.25	-0.375	0.003	0.008	0.008
0.00	-0.125	0.004	0.010	0.018
0.25	0.125	0.008	0.021	0.039
0.50	0.375	0.016	0.042	0.081
0.75	0.625	0.019	0.050	0.131
1.00	0.875	0.058	0.152	0.283
1.25	1.125	0.095	0.249	0.532
1.50	1.375	0.233	0.611	1.143
1.75	1.625	0.712	1.867	3.010
2.00	1.875	2.055	5.389	8.399
2.25	2.125	4.245	11.132	19.531
2.50	2.375	7.627	20.001	39.532
2.75	2.625	11.660	30.576	70.108
3.00	2.875	7.907	20.735	90.843
3.25	3.125	2.449	6.422	97.265
3.50	3.375	0.670	1.757	99.022
3.75	3.625	0.295	0.774	99.795
4.00	3.875	0.078	0.205	100.000
5.00	4.500	0.000	0.000	100.000

Statistical Results			
Mean:	2.5506	phi	(0.1707 mm)
Standard Dev:	0.4058	phi-units	(0.7548 mm)
Skewness:	-0.5639	dimensionless	
Kurtosis:	4.9760	dimensionless	
5th Moment:	-11.3859	dimensionless	
6th Moment:	73.5235	dimensionless	
RARD *	0.1591	dimensionless	
Median	2.4606	phi	(0.1817 mm)

* RARD = reciprocal absolute relative dispersion (see below)

Statistical Explanation	
Calculations based on the Method of Moments	
Skewness: 3rd Stand. Moment; Exact Gaussian = 0.0	
Kurtosis: 4th Stand. Moment; Exact Gaussian = 3.0	
For Further Explanation, See Calculation Sheets	
Millimeter data calculated by $mm = 2^{(-phi)}$	

Reciprocal Absolute Relative Dispersion (RARD) Scale	
< 0.5	Excellent homogeneity (e.g., beaches)
0.5 to 1.0	Good homogeneity
1.0 to 1.33	Fair homogeneity
> 1.33	Poor homogeneity (e.g., glacial)

