

Onshore Grab Sample

Sample: NA-01-SS
Sample Taken By: J. Ladner
Sample Collected On: 12/3/02
Splits? N/A

County: Nassau
Latitude: 30° 42' 4.2"
Longitude: 81° 25' 52.6"
Datum: WGS 84
Surf. Elev: N/A
Datum: N/A

Fine Data Summary

| | |
|-----------------------|--------------|
| Total Sample Weight | 39.443 grams |
| Total Fines in Sample | 0.621 grams |
| Total Percent Fines | 1.55 % |

Dry Sieving Summary

| | |
|------------------------|--------------|
| Total Sample Weight | 38.808 grams |
| Total Digested Weight | 33.695 grams |
| Total Carbonate Weight | 5.113 grams |
| Total Silica % | 86.82 % |
| Total Carbonate % | 13.18 % |
| Carbonate/Silica Ratio | 0.152 |

General Comments:

Post-Digestion: -1.25 is Organics Only

Description

Worked By: C. Fischler
Reviewed and Edited By: M. Ladle

Pre-Digestion Grain Size Distribution

Onshore Grab Sample

Sample: NA-01-SS

Total Sample Mass: 38.808 grams

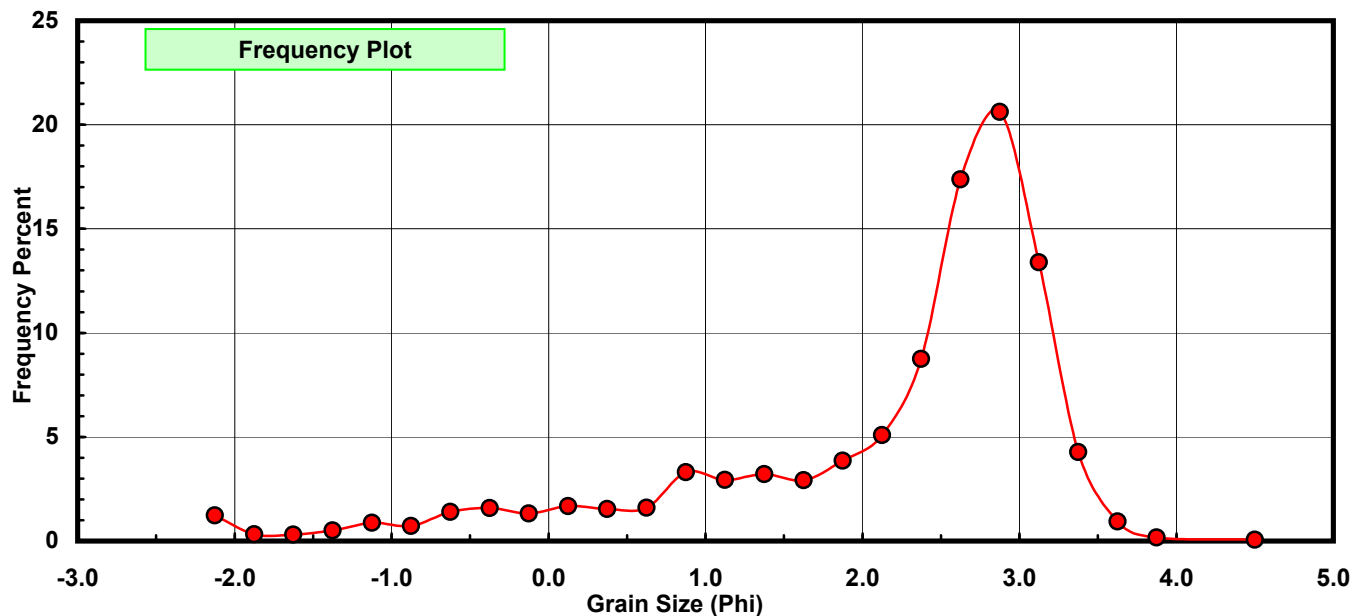
| Sieve Size (phi) | Sieve Midpt (phi) | Weight (grams) | Freq Weight % | Cumulative Weight % |
|------------------|-------------------|----------------|---------------|---------------------|
| -2.00 | -2.125 | 0.479 | 1.234 | 1.234 |
| -1.75 | -1.875 | 0.125 | 0.322 | 1.556 |
| -1.50 | -1.625 | 0.120 | 0.309 | 1.866 |
| -1.25 | -1.375 | 0.197 | 0.508 | 2.373 |
| -1.00 | -1.125 | 0.343 | 0.884 | 3.257 |
| -0.75 | -0.875 | 0.282 | 0.727 | 3.984 |
| -0.50 | -0.625 | 0.543 | 1.399 | 5.383 |
| -0.25 | -0.375 | 0.616 | 1.587 | 6.970 |
| 0.00 | -0.125 | 0.514 | 1.324 | 8.295 |
| 0.25 | 0.125 | 0.653 | 1.683 | 9.977 |
| 0.50 | 0.375 | 0.596 | 1.536 | 11.513 |
| 0.75 | 0.625 | 0.623 | 1.605 | 13.118 |
| 1.00 | 0.875 | 1.280 | 3.298 | 16.417 |
| 1.25 | 1.125 | 1.139 | 2.935 | 19.352 |
| 1.50 | 1.375 | 1.246 | 3.211 | 22.562 |
| 1.75 | 1.625 | 1.132 | 2.917 | 25.479 |
| 2.00 | 1.875 | 1.495 | 3.852 | 29.332 |
| 2.25 | 2.125 | 1.975 | 5.089 | 34.421 |
| 2.50 | 2.375 | 3.398 | 8.756 | 43.177 |
| 2.75 | 2.625 | 6.741 | 17.370 | 60.547 |
| 3.00 | 2.875 | 7.999 | 20.612 | 81.159 |
| 3.25 | 3.125 | 5.200 | 13.399 | 94.558 |
| 3.50 | 3.375 | 1.657 | 4.270 | 98.828 |
| 3.75 | 3.625 | 0.365 | 0.941 | 99.768 |
| 4.00 | 3.875 | 0.066 | 0.170 | 99.938 |
| 5.00 | 4.500 | 0.024 | 0.062 | 100.000 |

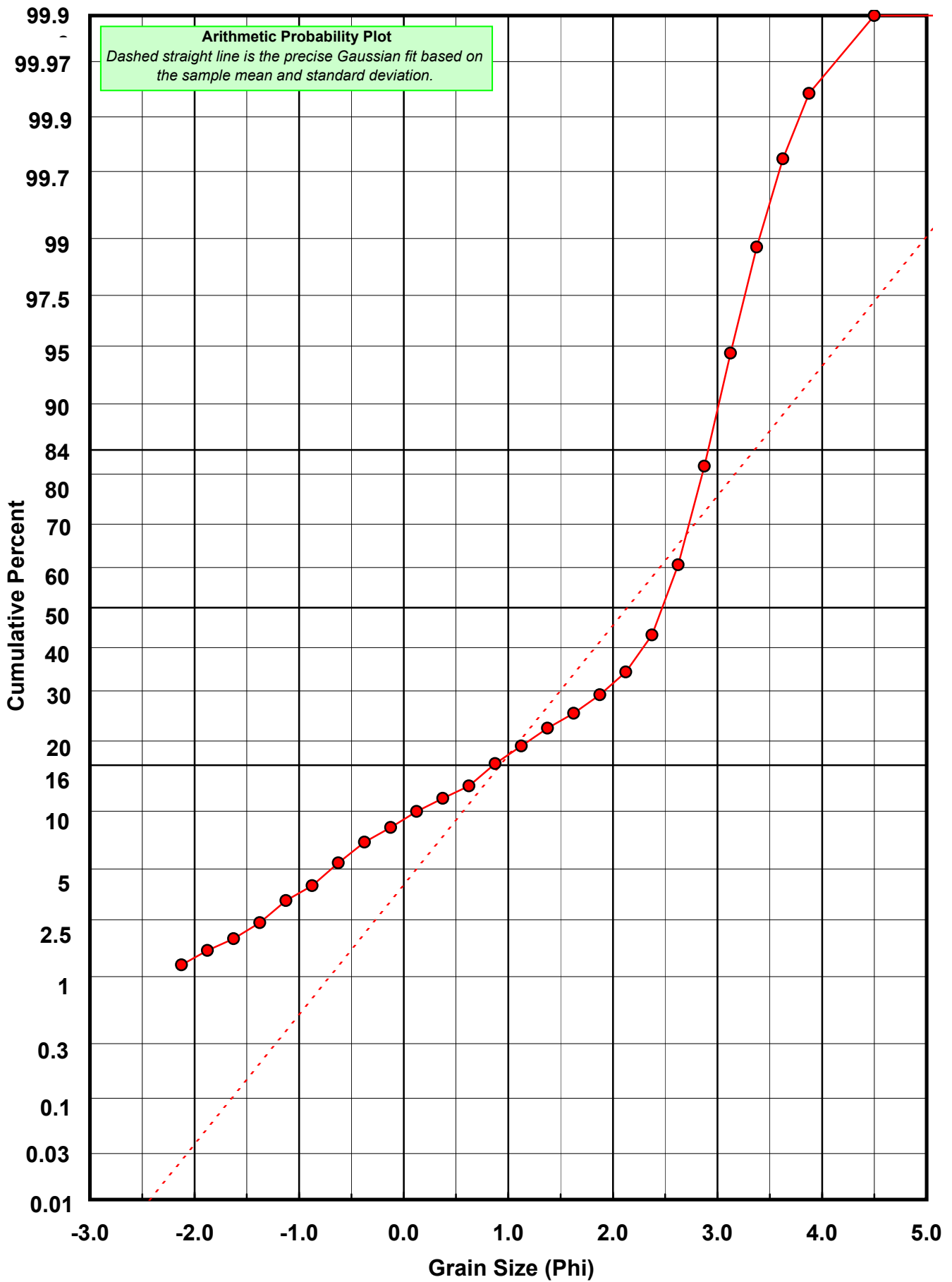
| Statistical Results | | | |
|---------------------|----------|---------------|-------------|
| Mean: | 2.1376 | phi | (0.2273 mm) |
| Standard Dev: | 1.2264 | phi-units | (0.4274 mm) |
| Skewness: | -1.5498 | dimensionless | |
| Kurtosis: | 4.8604 | dimensionless | |
| 5th Moment: | -13.3602 | dimensionless | |
| 6th Moment: | 41.1418 | dimensionless | |
| RARD * | 0.5737 | dimensionless | |
| Median | 2.4732 | phi | (0.1801 mm) |

* RARD = reciprocal absolute relative dispersion (see below)

| Statistical Explanation |
|---|
| Calculations based on the Method of Moments |
| Skewness: 3rd Stand. Moment; Exact Gaussian = 0.0 |
| Kurtosis: 4th Stand. Moment; Exact Gaussian = 3.0 |
| For Further Explanation, See Calculation Sheets |
| Millimeter data calculated by $mm = 2^{(-phi)}$ |

| Reciprocal Absolute Relative Dispersion (RARD) Scale | |
|--|---------------------------------------|
| < 0.5 | Excellent homogeneity (e.g., beaches) |
| 0.5 to 1.0 | Good homogeneity |
| 1.0 to 1.33 | Fair homogeneity |
| > 1.33 | Poor homogeneity (e.g., glacial) |





Carbonate Grain Size Distribution

Onshore Grab Sample

Sample: NA-01-SS

Total Carbonate Mass: 5.485 grams

% Carbonate: 13.2 %

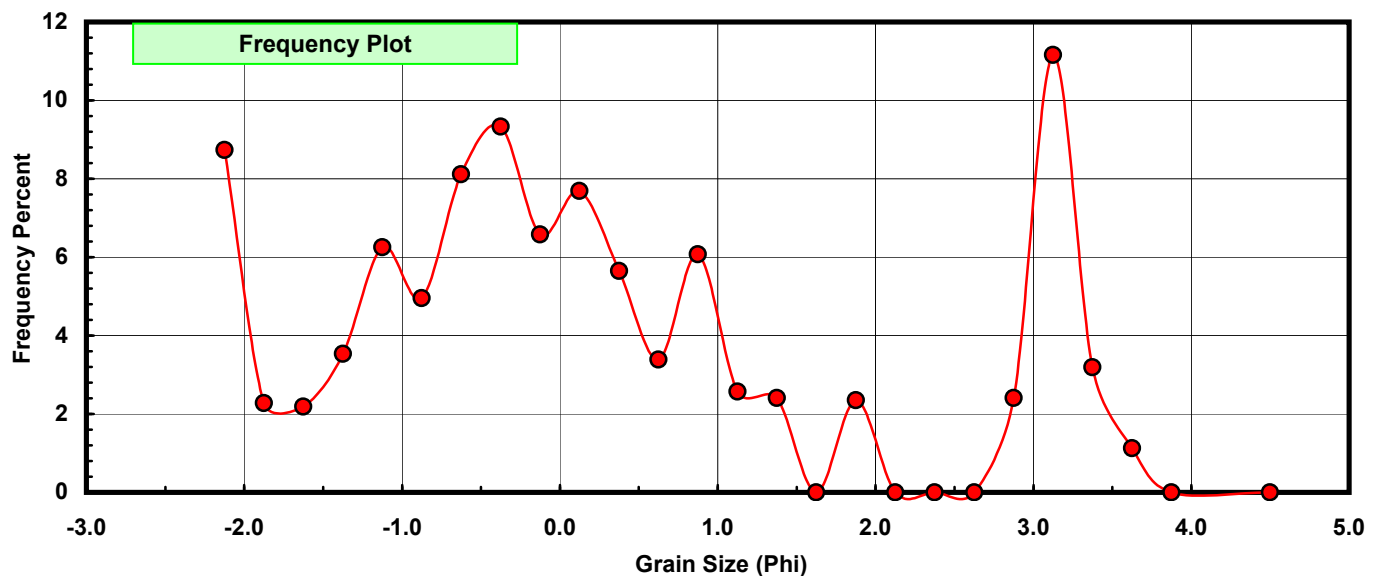
| Sieve Size (phi) | Sieve Midpt (phi) | Weight (grams) | Freq Weight % | Cumulative Weight % |
|------------------|-------------------|----------------|---------------|---------------------|
| -2.00 | -2.125 | 0.479 | 8.733 | 8.733 |
| -1.75 | -1.875 | 0.125 | 2.279 | 11.012 |
| -1.50 | -1.625 | 0.120 | 2.188 | 13.200 |
| -1.25 | -1.375 | 0.194 | 3.537 | 16.737 |
| -1.00 | -1.125 | 0.343 | 6.253 | 22.990 |
| -0.75 | -0.875 | 0.272 | 4.959 | 27.949 |
| -0.50 | -0.625 | 0.445 | 8.113 | 36.062 |
| -0.25 | -0.375 | 0.512 | 9.335 | 45.397 |
| 0.00 | -0.125 | 0.361 | 6.582 | 51.978 |
| 0.25 | 0.125 | 0.422 | 7.694 | 59.672 |
| 0.50 | 0.375 | 0.310 | 5.652 | 65.324 |
| 0.75 | 0.625 | 0.186 | 3.391 | 68.715 |
| 1.00 | 0.875 | 0.333 | 6.071 | 74.786 |
| 1.25 | 1.125 | 0.141 | 2.571 | 77.356 |
| 1.50 | 1.375 | 0.132 | 2.407 | 79.763 |
| 1.75 | 1.625 | 0.000 | 0.000 | 79.763 |
| 2.00 | 1.875 | 0.129 | 2.352 | 82.115 |
| 2.25 | 2.125 | 0.000 | 0.000 | 82.115 |
| 2.50 | 2.375 | 0.000 | 0.000 | 82.115 |
| 2.75 | 2.625 | 0.000 | 0.000 | 82.115 |
| 3.00 | 2.875 | 0.132 | 2.407 | 84.521 |
| 3.25 | 3.125 | 0.612 | 11.158 | 95.679 |
| 3.50 | 3.375 | 0.175 | 3.191 | 98.870 |
| 3.75 | 3.625 | 0.062 | 1.130 | 100.000 |
| 4.00 | 3.875 | 0.000 | 0.000 | 100.000 |
| 5.00 | 4.500 | 0.000 | 0.000 | 100.000 |

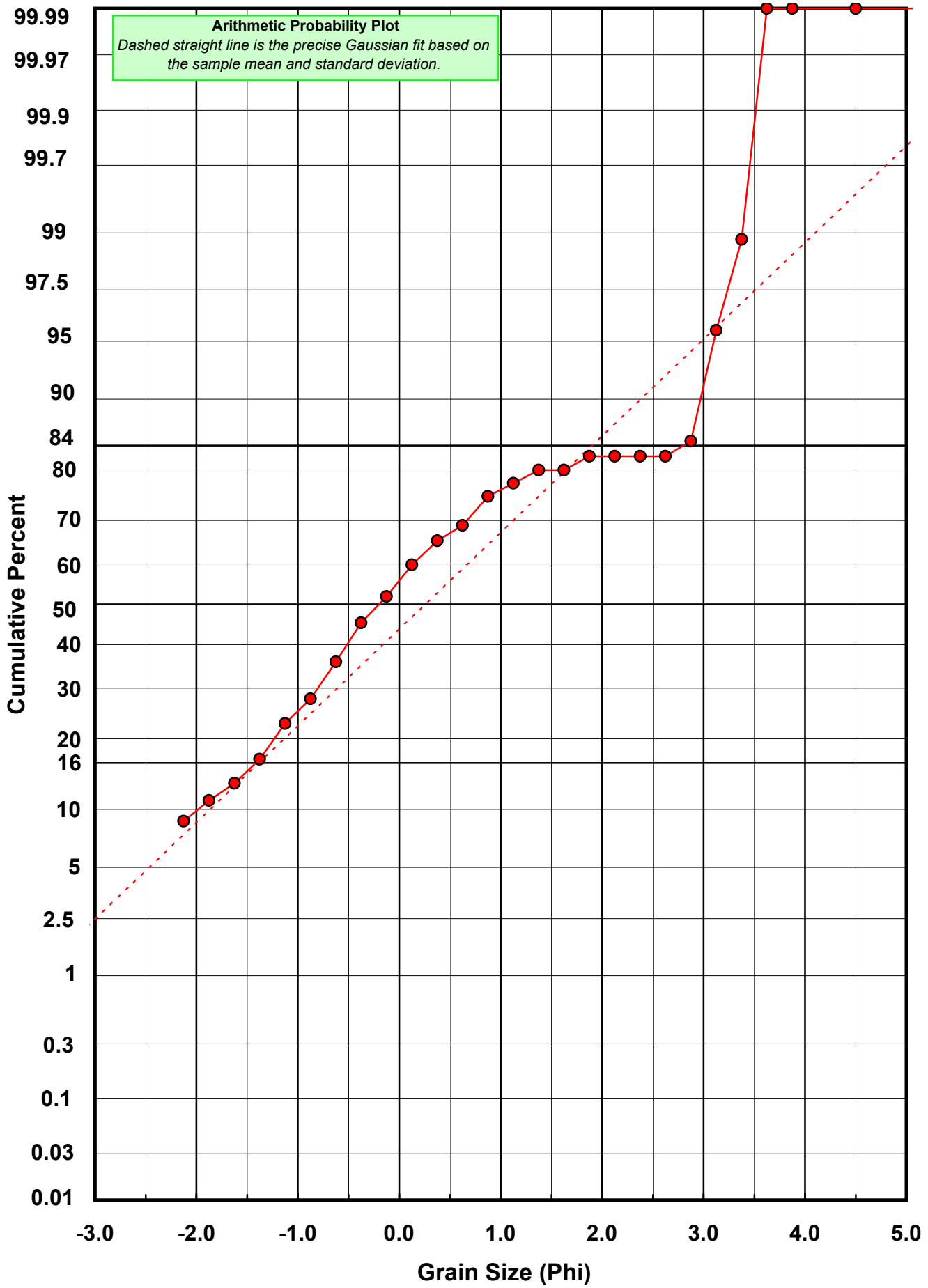
| Statistical Results | | | |
|---------------------|---------|---------------|-------------|
| Mean: | 0.2576 | phi | (0.8365 mm) |
| Standard Dev: | 1.6510 | phi-units | (0.3184 mm) |
| Skewness: | 0.5785 | dimensionless | |
| Kurtosis: | 2.3619 | dimensionless | |
| 5th Moment: | 2.4532 | dimensionless | |
| 6th Moment: | 6.7325 | dimensionless | |
| RARD * | 6.4094 | dimensionless | |
| Median | -0.2001 | phi | (1.1488 mm) |

* RARD = reciprocal absolute relative dispersion (see below)

| Statistical Explanation | |
|---|--|
| Calculations based on the Method of Moments | |
| Skewness: 3rd Stand. Moment; Exact Gaussian = 0.0 | |
| Kurtosis: 4th Stand. Moment; Exact Gaussian = 3.0 | |
| For Further Explanation, See Calculation Sheets | |
| Millimeter data calculated by $mm = 2^{(-\phi)}$ | |

| Reciprocal Absolute Relative Dispersion (RARD) Scale | |
|--|---------------------------------------|
| < 0.5 | Excellent homogeneity (e.g., beaches) |
| 0.5 to 1.0 | Good homogeneity |
| 1.0 to 1.33 | Fair homogeneity |
| > 1.33 | Poor homogeneity (e.g., glacial) |





Post-Digestion Grain Size Distribution

Onshore Grab Sample

Sample: NA-01-SS

Total Digested Mass: 33.666 grams

% Silica: 86.8 %

| Sieve Size (phi) | Sieve Midpt (phi) | Weight (grams) | Freq Weight % | Cumulative Weight % |
|------------------|-------------------|----------------|---------------|---------------------|
| -2.00 | -2.125 | 0.000 | 0.000 | 0.000 |
| -1.75 | -1.875 | 0.000 | 0.000 | 0.000 |
| -1.50 | -1.625 | 0.000 | 0.000 | 0.000 |
| -1.25 | -1.375 | 0.003 | 0.009 | 0.009 |
| -1.00 | -1.125 | 0.000 | 0.000 | 0.009 |
| -0.75 | -0.875 | 0.010 | 0.030 | 0.039 |
| -0.50 | -0.625 | 0.098 | 0.291 | 0.330 |
| -0.25 | -0.375 | 0.104 | 0.309 | 0.639 |
| 0.00 | -0.125 | 0.153 | 0.454 | 1.093 |
| 0.25 | 0.125 | 0.231 | 0.686 | 1.779 |
| 0.50 | 0.375 | 0.286 | 0.850 | 2.629 |
| 0.75 | 0.625 | 0.437 | 1.298 | 3.927 |
| 1.00 | 0.875 | 0.947 | 2.813 | 6.740 |
| 1.25 | 1.125 | 0.998 | 2.964 | 9.704 |
| 1.50 | 1.375 | 1.114 | 3.309 | 13.013 |
| 1.75 | 1.625 | 1.155 | 3.431 | 16.444 |
| 2.00 | 1.875 | 1.366 | 4.058 | 20.501 |
| 2.25 | 2.125 | 1.981 | 5.884 | 26.386 |
| 2.50 | 2.375 | 3.694 | 10.972 | 37.358 |
| 2.75 | 2.625 | 6.780 | 20.139 | 57.497 |
| 3.00 | 2.875 | 7.867 | 23.368 | 80.865 |
| 3.25 | 3.125 | 4.588 | 13.628 | 94.493 |
| 3.50 | 3.375 | 1.482 | 4.402 | 98.895 |
| 3.75 | 3.625 | 0.303 | 0.900 | 99.795 |
| 4.00 | 3.875 | 0.069 | 0.205 | 100.000 |
| 5.00 | 4.500 | 0.000 | 0.000 | 100.000 |

| Statistical Results | | | |
|---------------------|----------|---------------|-------------|
| Mean: | 2.4446 | phi | (0.1837 mm) |
| Standard Dev: | 0.7679 | phi-units | (0.5873 mm) |
| Skewness: | -1.3937 | dimensionless | |
| Kurtosis: | 4.8151 | dimensionless | |
| 5th Moment: | -13.3129 | dimensionless | |
| 6th Moment: | 44.7477 | dimensionless | |
| RARD * | 0.3141 | dimensionless | |
| Median | 2.5319 | phi | (0.1729 mm) |

* RARD = reciprocal absolute relative dispersion (see below)

| Statistical Explanation | |
|---|--|
| Calculations based on the Method of Moments | |
| Skewness: 3rd Stand. Moment; Exact Gaussian = 0.0 | |
| Kurtosis: 4th Stand. Moment; Exact Gaussian = 3.0 | |
| For Further Explanation, See Calculation Sheets | |
| Millimeter data calculated by $mm = 2^{(-phi)}$ | |

| Reciprocal Absolute Relative Dispersion (RARD) Scale | |
|--|---------------------------------------|
| < 0.5 | Excellent homogeneity (e.g., beaches) |
| 0.5 to 1.0 | Good homogeneity |
| 1.0 to 1.33 | Fair homogeneity |
| > 1.33 | Poor homogeneity (e.g., glacial) |

