

Onshore Grab Sample

Sample: GA-01-MB
Sample Taken By: J. Ladner
Sample Collected On: 1/28/03
Splits? N/A

County: Camden
Latitude: 30° 42' 56.7"
Longitude: 81° 26' 54.1"
Datum: WGS 84
Surf. Elev: N/A
Datum: N/A

Fine Data Summary

Total Sample Weight 57.085 grams
Total Fines in Sample 0.176 grams
Total Percent Fines 0.31 %

Dry Sieving Summary

Total Sample Weight 56.914 grams
Total Digested Weight 55.682 grams
Total Carbonate Weight 1.232 grams
Total Silica % 97.84 %
Total Carbonate % 2.16 %
Carbonate/Silica Ratio 0.022

General Comments:

None

Description

Worked By: C. Fischler
Reviewed and Edited By: M. Ladle

Pre-Digestion Grain Size Distribution

Onshore Grab Sample

Sample: GA-01-MB

Total Sample Mass: 56.914 grams

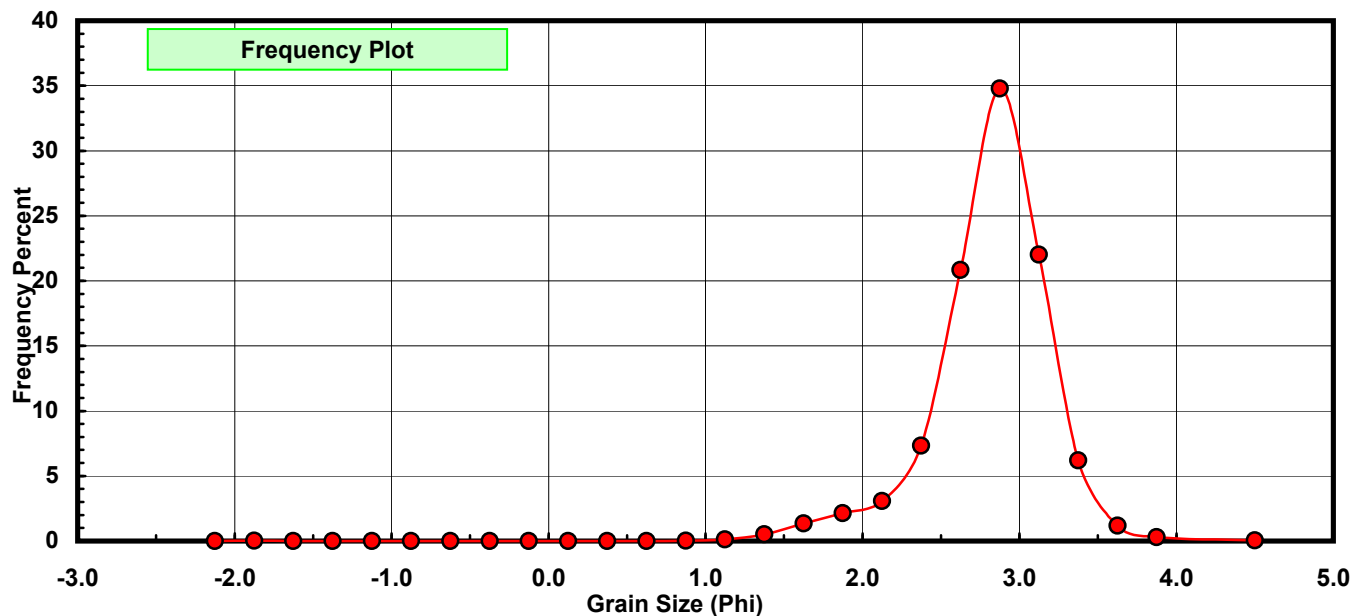
Sieve Size (phi)	Sieve Midpt (phi)	Weight (grams)	Freq Weight %	Cumulative Weight %
-2.00	-2.125	0.000	0.000	0.000
-1.75	-1.875	0.012	0.021	0.021
-1.50	-1.625	0.000	0.000	0.021
-1.25	-1.375	0.000	0.000	0.021
-1.00	-1.125	0.000	0.000	0.021
-0.75	-0.875	0.000	0.000	0.021
-0.50	-0.625	0.000	0.000	0.021
-0.25	-0.375	0.000	0.000	0.021
0.00	-0.125	0.002	0.004	0.025
0.25	0.125	0.003	0.005	0.030
0.50	0.375	0.006	0.011	0.040
0.75	0.625	0.007	0.012	0.053
1.00	0.875	0.021	0.037	0.090
1.25	1.125	0.066	0.116	0.206
1.50	1.375	0.294	0.517	0.722
1.75	1.625	0.770	1.353	2.075
2.00	1.875	1.216	2.137	4.212
2.25	2.125	1.747	3.070	7.281
2.50	2.375	4.170	7.327	14.608
2.75	2.625	11.864	20.845	35.453
3.00	2.875	19.801	34.791	70.245
3.25	3.125	12.534	22.023	92.267
3.50	3.375	3.528	6.199	98.466
3.75	3.625	0.677	1.190	99.656
4.00	3.875	0.165	0.290	99.946
5.00	4.500	0.031	0.054	100.000

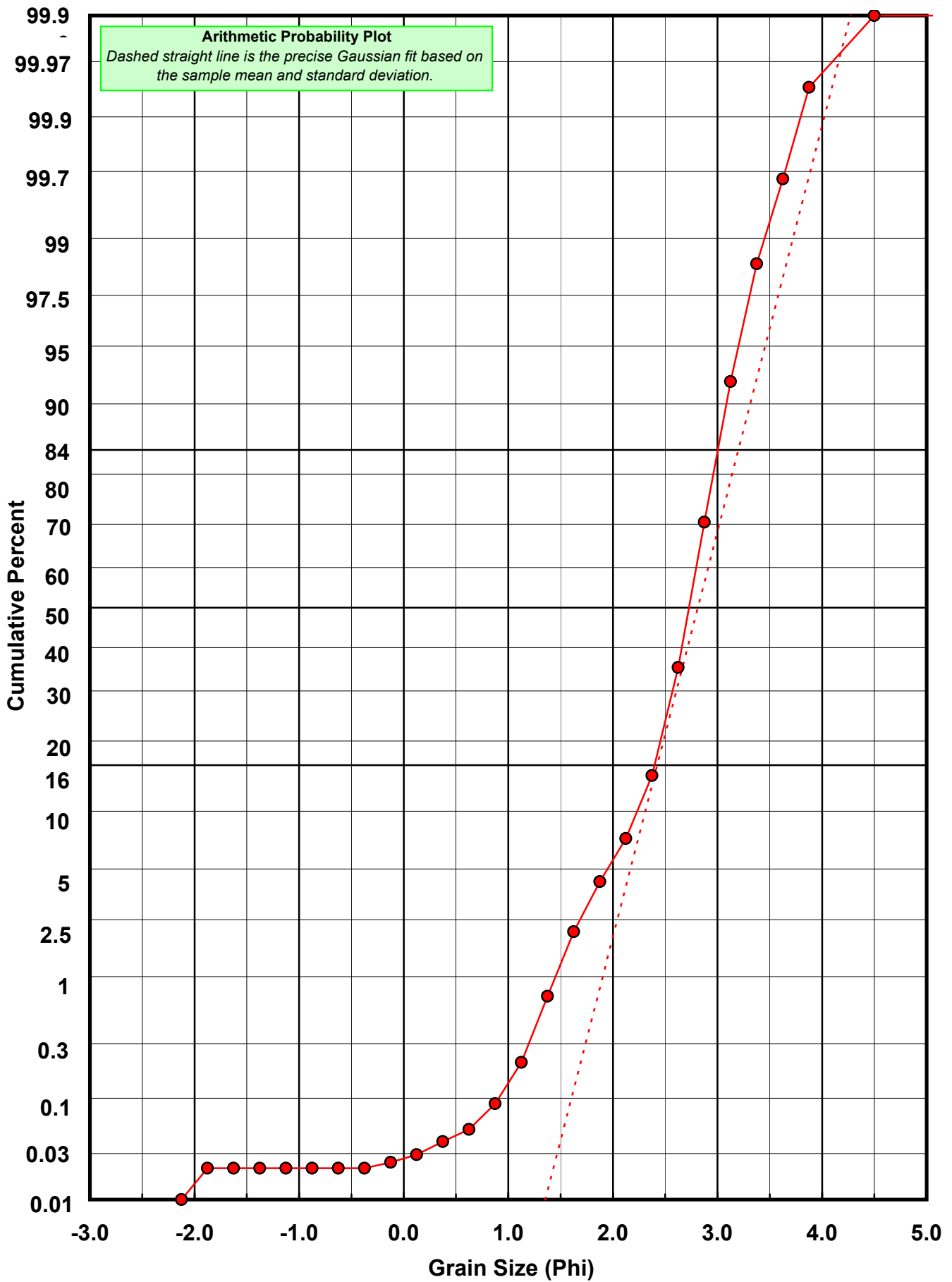
Statistical Results			
Mean:	2.8114	phi	(0.1425 mm)
Standard Dev:	0.3917	phi-units	(0.7622 mm)
Skewness:	-1.3034	dimensionless	
Kurtosis:	9.7177	dimensionless	
5th Moment:	-65.9237	dimensionless	
6th Moment:	698.8173	dimensionless	
RARD *	0.1393	dimensionless	
Median	2.7295	phi	(0.1508 mm)

* RARD = reciprocal absolute relative dispersion (see below)

Statistical Explanation	
Calculations based on the Method of Moments	
Skewness: 3rd Stand. Moment; Exact Gaussian = 0.0	
Kurtosis: 4th Stand. Moment; Exact Gaussian = 3.0	
For Further Explanation, See Calculation Sheets	
Millimeter data calculated by $mm = 2^{(-\phi)}$	

Reciprocal Absolute Relative Dispersion (RARD) Scale	
< 0.5	Excellent homogeneity (e.g., beaches)
0.5 to 1.0	Good homogeneity
1.0 to 1.33	Fair homogeneity
> 1.33	Poor homogeneity (e.g., glacial)





Carbonate Grain Size Distribution

Onshore Grab Sample

Sample: GA-01-MB

Total Carbonate Mass: 2.605 grams

% Carbonate: 2.2 %

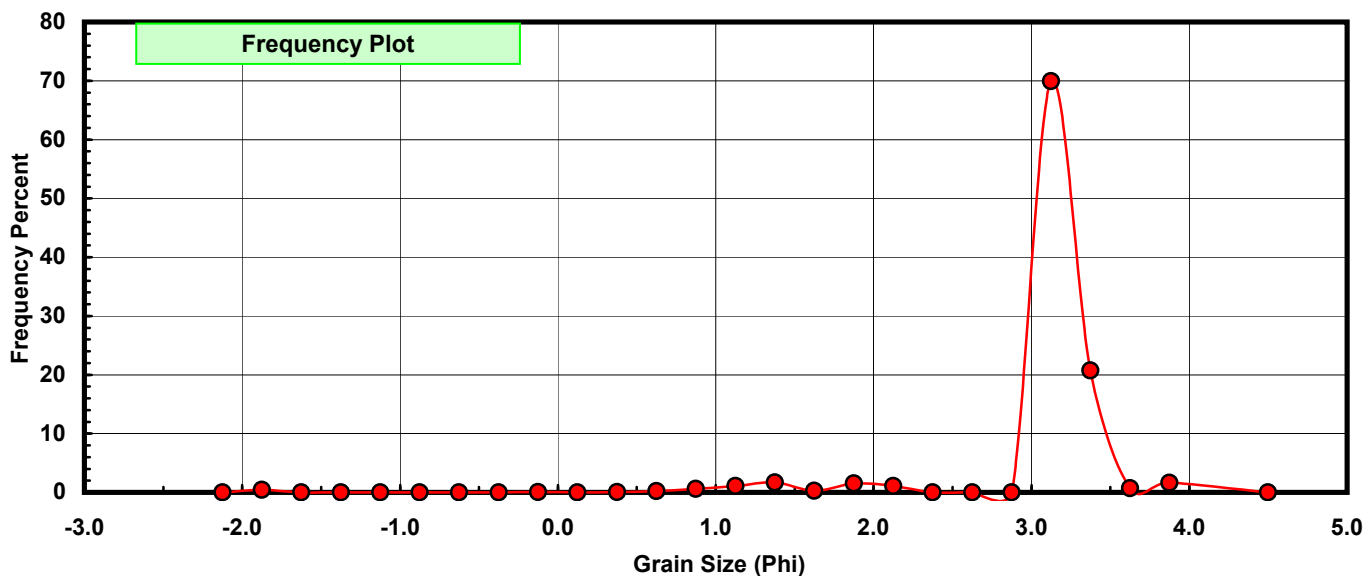
Sieve Size (phi)	Sieve Midpt (phi)	Weight (grams)	Freq Weight %	Cumulative Weight %
-2.00	-2.125	0.000	0.000	0.000
-1.75	-1.875	0.012	0.461	0.461
-1.50	-1.625	0.000	0.000	0.461
-1.25	-1.375	0.000	0.000	0.461
-1.00	-1.125	0.000	0.000	0.461
-0.75	-0.875	0.000	0.000	0.461
-0.50	-0.625	0.000	0.000	0.461
-0.25	-0.375	0.000	0.000	0.461
0.00	-0.125	0.002	0.077	0.537
0.25	0.125	0.000	0.000	0.537
0.50	0.375	0.002	0.077	0.614
0.75	0.625	0.005	0.192	0.806
1.00	0.875	0.015	0.576	1.382
1.25	1.125	0.028	1.075	2.457
1.50	1.375	0.044	1.689	4.146
1.75	1.625	0.007	0.269	4.415
2.00	1.875	0.039	1.497	5.912
2.25	2.125	0.029	1.113	7.025
2.50	2.375	0.000	0.000	7.025
2.75	2.625	0.000	0.000	7.025
3.00	2.875	0.000	0.000	7.025
3.25	3.125	1.822	69.942	76.967
3.50	3.375	0.540	20.729	97.697
3.75	3.625	0.018	0.691	98.388
4.00	3.875	0.042	1.612	100.000
5.00	4.500	0.000	0.000	100.000

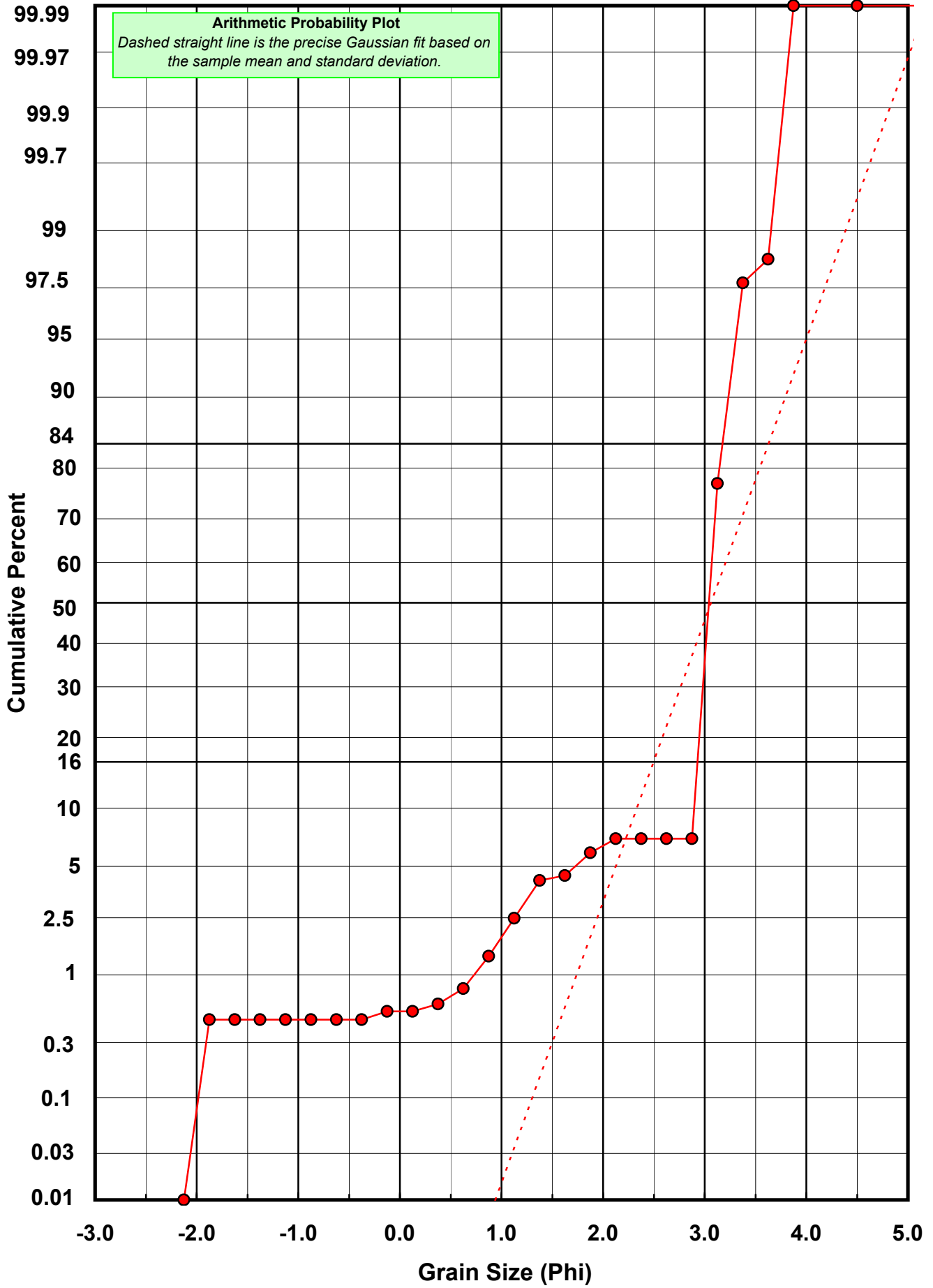
Statistical Results			
Mean:	3.0620	phi	(0.1197 mm)
Standard Dev:	0.5704	phi-units	(0.6735 mm)
Skewness:	-4.6732	dimensionless	
Kurtosis:	32.1580	dimensionless	
5th Moment:	-246.8900	dimensionless	
6th Moment:	2029.5605	dimensionless	
RARD *	0.1863	dimensionless	
Median	3.0286	phi	(0.1225 mm)

* RARD = reciprocal absolute relative dispersion (see below)

Statistical Explanation	
Calculations based on the Method of Moments	
Skewness: 3rd Stand. Moment; Exact Gaussian = 0.0	
Kurtosis: 4th Stand. Moment; Exact Gaussian = 3.0	
For Further Explanation, See Calculation Sheets	
Millimeter data calculated by $mm = 2^{(-phi)}$	

Reciprocal Absolute Relative Dispersion (RARD) Scale	
< 0.5	Excellent homogeneity (e.g., beaches)
0.5 to 1.0	Good homogeneity
1.0 to 1.33	Fair homogeneity
> 1.33	Poor homogeneity (e.g., glacial)





Post-Digestion Grain Size Distribution

Onshore Grab Sample

Sample: GA-01-MB

Total Digested Mass: 55.649 grams

% Silica: 97.8 %

Sieve Size (phi)	Sieve Midpt (phi)	Weight (grams)	Freq Weight %	Cumulative Weight %
-2.00	-2.125	0.000	0.000	0.000
-1.75	-1.875	0.000	0.000	0.000
-1.50	-1.625	0.000	0.000	0.000
-1.25	-1.375	0.000	0.000	0.000
-1.00	-1.125	0.000	0.000	0.000
-0.75	-0.875	0.000	0.000	0.000
-0.50	-0.625	0.000	0.000	0.000
-0.25	-0.375	0.000	0.000	0.000
0.00	-0.125	0.000	0.000	0.000
0.25	0.125	0.005	0.009	0.009
0.50	0.375	0.004	0.007	0.016
0.75	0.625	0.002	0.004	0.020
1.00	0.875	0.006	0.011	0.031
1.25	1.125	0.038	0.068	0.099
1.50	1.375	0.250	0.449	0.548
1.75	1.625	0.763	1.371	1.919
2.00	1.875	1.177	2.115	4.034
2.25	2.125	1.718	3.087	7.121
2.50	2.375	4.295	7.718	14.839
2.75	2.625	12.598	22.638	37.478
3.00	2.875	20.311	36.498	73.976
3.25	3.125	10.712	19.249	93.225
3.50	3.375	2.988	5.369	98.595
3.75	3.625	0.659	1.184	99.779
4.00	3.875	0.123	0.221	100.000
5.00	4.500	0.000	0.000	100.000

Statistical Results			
Mean:	2.7958	phi	(0.144 mm)
Standard Dev:	0.3713	phi-units	(0.7731 mm)
Skewness:	-0.9476	dimensionless	
Kurtosis:	5.3413	dimensionless	
5th Moment:	-13.6985	dimensionless	
6th Moment:	65.7407	dimensionless	
RARD *	0.1328	dimensionless	
Median	2.7108	phi	(0.1527 mm)

* RARD = reciprocal absolute relative dispersion (see below)

Statistical Explanation	
Calculations based on the Method of Moments	
Skewness: 3rd Stand. Moment; Exact Gaussian = 0.0	
Kurtosis: 4th Stand. Moment; Exact Gaussian = 3.0	
For Further Explanation, See Calculation Sheets	
Millimeter data calculated by $mm = 2^{(-phi)}$	

Reciprocal Absolute Relative Dispersion (RARD) Scale	
< 0.5	Excellent homogeneity (e.g., beaches)
0.5 to 1.0	Good homogeneity
1.0 to 1.33	Fair homogeneity
> 1.33	Poor homogeneity (e.g., glacial)

