

Onshore Grab Sample

Sample: FG-20-BB
Sample Taken By: J. Ladner
Sample Collected On: 12/3/03
Splits? N/A

County: Flagler
Latitude: 29° 25' 47.1"
Longitude: 81° 06' 12.7"
Datum: NAD 83
Surf. Elev: N/A
Datum: N/A

Fine Data Summary

Total Sample Weight 80.47 grams
Total Fines in Sample 0.058 grams
Total Percent Fines 0.07 %

Dry Sieving Summary

Total Sample Weight 80.284 grams
Total Digested Weight 76.620 grams
Total Carbonate Weight 3.664 grams
Total Silica % 95.44 %
Total Carbonate % 4.56 %
Carbonate/Silica Ratio 0.048

General Comments:

None

Description

Worked By: M. Lachance

Pre-Digestion Grain Size Distribution

Onshore Grab Sample

Sample: FG-20-BB

Total Sample Mass: 80.284 grams

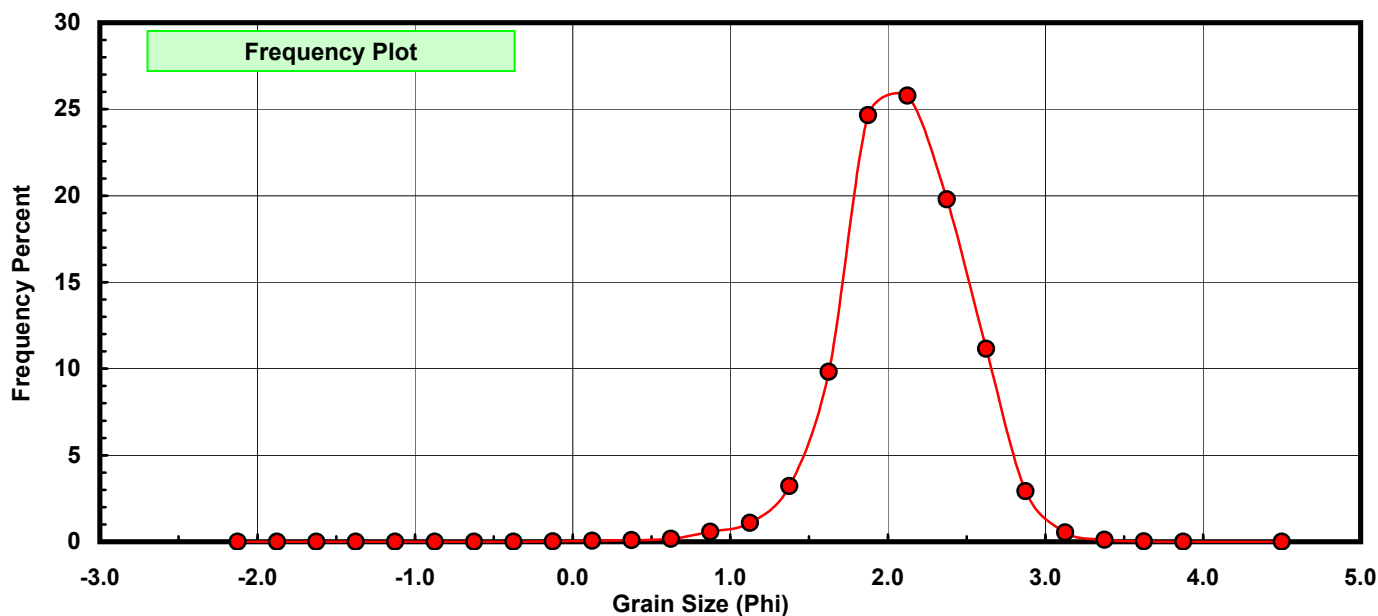
Sieve Size (phi)	Sieve Midpt (phi)	Weight (grams)	Freq Weight %	Cumulative Weight %
-2.00	-2.125	0.000	0.000	0.000
-1.75	-1.875	0.000	0.000	0.000
-1.50	-1.625	0.000	0.000	0.000
-1.25	-1.375	0.000	0.000	0.000
-1.00	-1.125	0.000	0.000	0.000
-0.75	-0.875	0.000	0.000	0.000
-0.50	-0.625	0.000	0.000	0.000
-0.25	-0.375	0.003	0.004	0.004
0.00	-0.125	0.015	0.019	0.022
0.25	0.125	0.047	0.059	0.081
0.50	0.375	0.071	0.088	0.169
0.75	0.625	0.131	0.163	0.333
1.00	0.875	0.453	0.564	0.897
1.25	1.125	0.880	1.096	1.993
1.50	1.375	2.581	3.215	5.208
1.75	1.625	7.881	9.816	15.024
2.00	1.875	19.789	24.649	39.673
2.25	2.125	20.706	25.791	65.464
2.50	2.375	15.895	19.798	85.262
2.75	2.625	8.950	11.148	96.410
3.00	2.875	2.344	2.920	99.330
3.25	3.125	0.430	0.536	99.865
3.50	3.375	0.090	0.112	99.978
3.75	3.625	0.018	0.022	100.000
4.00	3.875	0.000	0.000	100.000
5.00	4.500	0.000	0.000	100.000

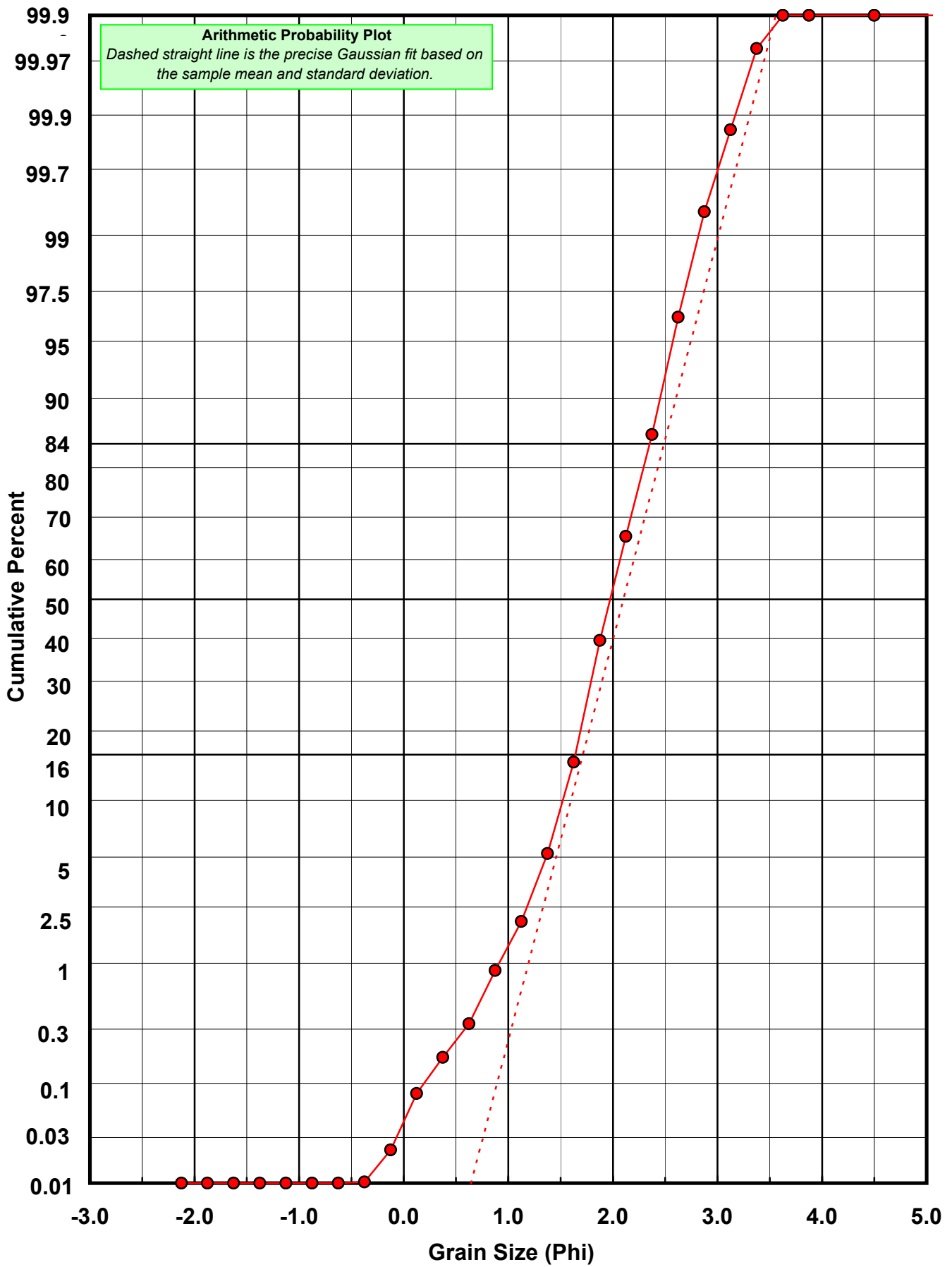
Statistical Results			
Mean:	2.1007	phi	(0.2331 mm)
Standard Dev:	0.3915	phi-units	(0.7623 mm)
Skewness:	-0.3478	dimensionless	
Kurtosis:	4.2156	dimensionless	
5th Moment:	-7.2704	dimensionless	
6th Moment:	45.8911	dimensionless	
RARD *	0.1864	dimensionless	
Median	1.9751	phi	(0.2544 mm)

* RARD = reciprocal absolute relative dispersion (see below)

Statistical Explanation
Calculations based on the Method of Moments
Skewness: 3rd Stand. Moment; Exact Gaussian = 0.0
Kurtosis: 4th Stand. Moment; Exact Gaussian = 3.0
For Further Explanation, See Calculation Sheets
Millimeter data calculated by $mm = 2^{(-phi)}$

Reciprocal Absolute Relative Dispersion (RARD) Scale	
< 0.5	Excellent homogeneity (e.g., beaches)
0.5 to 1.0	Good homogeneity
1.0 to 1.33	Fair homogeneity
> 1.33	Poor homogeneity (e.g., glacial)





Carbonate Grain Size Distribution

Onshore Grab Sample

Sample: FG-20-BB

Total Carbonate Mass: 3.905 grams

% Carbonate: 4.6 %

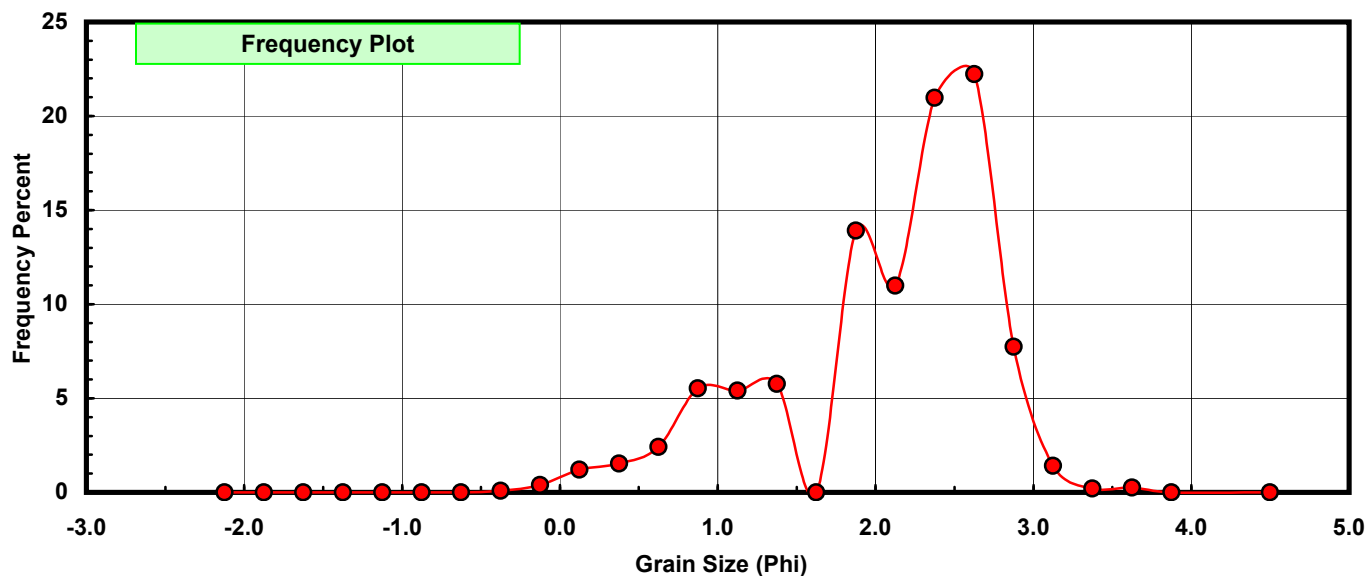
Sieve Size (phi)	Sieve Midpt (phi)	Weight (grams)	Freq Weight %	Cumulative Weight %
-2.00	-2.125	0.000	0.000	0.000
-1.75	-1.875	0.000	0.000	0.000
-1.50	-1.625	0.000	0.000	0.000
-1.25	-1.375	0.000	0.000	0.000
-1.00	-1.125	0.000	0.000	0.000
-0.75	-0.875	0.000	0.000	0.000
-0.50	-0.625	0.000	0.000	0.000
-0.25	-0.375	0.003	0.077	0.077
0.00	-0.125	0.015	0.384	0.461
0.25	0.125	0.047	1.204	1.665
0.50	0.375	0.060	1.536	3.201
0.75	0.625	0.094	2.407	5.608
1.00	0.875	0.216	5.531	11.140
1.25	1.125	0.211	5.403	16.543
1.50	1.375	0.225	5.762	22.305
1.75	1.625	0.000	0.000	22.305
2.00	1.875	0.543	13.905	36.210
2.25	2.125	0.429	10.986	47.196
2.50	2.375	0.819	20.973	68.169
2.75	2.625	0.868	22.228	90.397
3.00	2.875	0.302	7.734	98.131
3.25	3.125	0.055	1.408	99.539
3.50	3.375	0.008	0.205	99.744
3.75	3.625	0.010	0.256	100.000
4.00	3.875	0.000	0.000	100.000
5.00	4.500	0.000	0.000	100.000

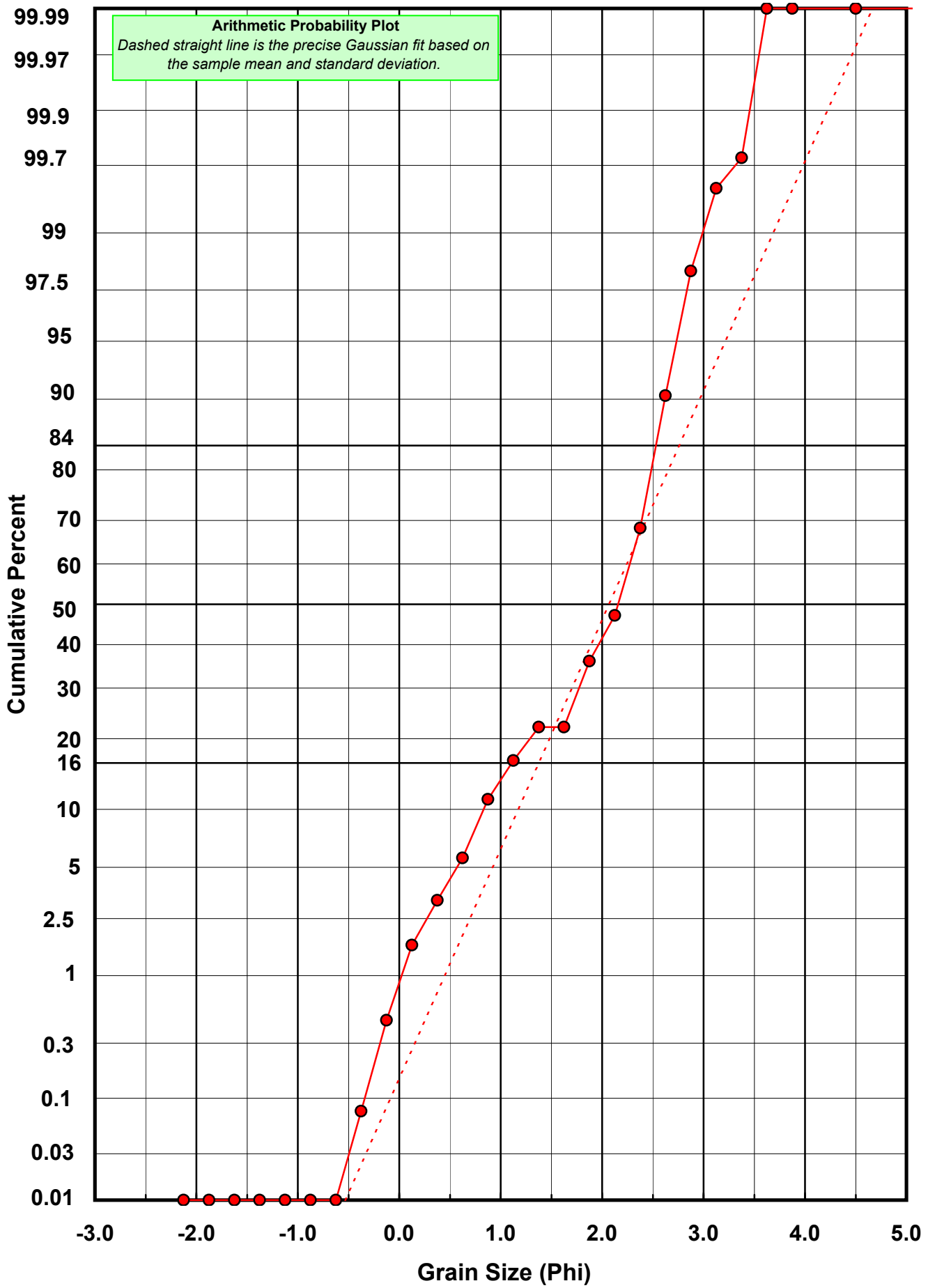
Statistical Results			
Mean:	2.0683	phi	(0.2384 mm)
Standard Dev:	0.6980	phi-units	(0.6164 mm)
Skewness:	-0.9725	dimensionless	
Kurtosis:	3.2933	dimensionless	
5th Moment:	-6.3672	dimensionless	
6th Moment:	18.3124	dimensionless	
RARD *	0.3375	dimensionless	
Median	2.1584	phi	(0.224 mm)

* RARD = reciprocal absolute relative dispersion (see below)

Statistical Explanation	
Calculations based on the Method of Moments	
Skewness: 3rd Stand. Moment; Exact Gaussian = 0.0	
Kurtosis: 4th Stand. Moment; Exact Gaussian = 3.0	
For Further Explanation, See Calculation Sheets	
Millimeter data calculated by $mm = 2^{(-phi)}$	

Reciprocal Absolute Relative Dispersion (RARD) Scale	
< 0.5	Excellent homogeneity (e.g., beaches)
0.5 to 1.0	Good homogeneity
1.0 to 1.33	Fair homogeneity
> 1.33	Poor homogeneity (e.g., glacial)





Post-Digestion Grain Size Distribution

Onshore Grab Sample

Sample: FG-20-BB

Total Digested Mass: 76.620 grams

% Silica: 95.4 %

Sieve Size (phi)	Sieve Midpt (phi)	Weight (grams)	Freq Weight %	Cumulative Weight %
-2.00	-2.125	0.000	0.000	0.000
-1.75	-1.875	0.000	0.000	0.000
-1.50	-1.625	0.000	0.000	0.000
-1.25	-1.375	0.000	0.000	0.000
-1.00	-1.125	0.000	0.000	0.000
-0.75	-0.875	0.000	0.000	0.000
-0.50	-0.625	0.000	0.000	0.000
-0.25	-0.375	0.000	0.000	0.000
0.00	-0.125	0.000	0.000	0.000
0.25	0.125	0.000	0.000	0.000
0.50	0.375	0.011	0.014	0.014
0.75	0.625	0.037	0.048	0.063
1.00	0.875	0.237	0.309	0.372
1.25	1.125	0.669	0.873	1.245
1.50	1.375	2.356	3.075	4.320
1.75	1.625	8.122	10.600	14.920
2.00	1.875	19.246	25.119	40.039
2.25	2.125	20.277	26.464	66.504
2.50	2.375	15.076	19.676	86.180
2.75	2.625	8.082	10.548	96.728
3.00	2.875	2.042	2.665	99.393
3.25	3.125	0.375	0.489	99.883
3.50	3.375	0.082	0.107	99.990
3.75	3.625	0.008	0.010	100.000
4.00	3.875	0.000	0.000	100.000
5.00	4.500	0.000	0.000	100.000

Statistical Results			
Mean:	2.1009	phi	(0.2331 mm)
Standard Dev:	0.3691	phi-units	(0.7743 mm)
Skewness:	-0.0551	dimensionless	
Kurtosis:	3.3027	dimensionless	
5th Moment:	-1.3235	dimensionless	
6th Moment:	20.8836	dimensionless	
RARD *	0.1757	dimensionless	
Median	1.9691	phi	(0.2554 mm)

* RARD = reciprocal absolute relative dispersion (see below)

Statistical Explanation	
Calculations based on the Method of Moments	
Skewness: 3rd Stand. Moment; Exact Gaussian = 0.0	
Kurtosis: 4th Stand. Moment; Exact Gaussian = 3.0	
For Further Explanation, See Calculation Sheets	
Millimeter data calculated by $mm = 2^{(-phi)}$	

Reciprocal Absolute Relative Dispersion (RARD) Scale	
< 0.5	Excellent homogeneity (e.g., beaches)
0.5 to 1.0	Good homogeneity
1.0 to 1.33	Fair homogeneity
> 1.33	Poor homogeneity (e.g., glacial)

