

Onshore Grab Sample

Sample: FG-19-SS
Sample Taken By: J. Ladner
Sample Collected On: 12/3/03
Splits? N/A

County: Flagler
Latitude: 29° 26' 30.1"
Longitude: 81° 06' 31.5"
Datum: NAD 83
Surf. Elev: N/A
Datum: N/A

Fine Data Summary

Total Sample Weight 95.461 grams
Total Fines in Sample 0.915 grams
Total Percent Fines 0.95 %

Dry Sieving Summary

Total Sample Weight 94.380 grams
Total Digested Weight 77.059 grams
Total Carbonate Weight 17.321 grams
Total Silica % 81.65 %
Total Carbonate % 18.35 %
Carbonate/Silica Ratio 0.225

General Comments:

None

Description

Worked By: M. Lachance

Pre-Digestion Grain Size Distribution

Onshore Grab Sample

Sample: FG-19-SS

Total Sample Mass: 94.380 grams

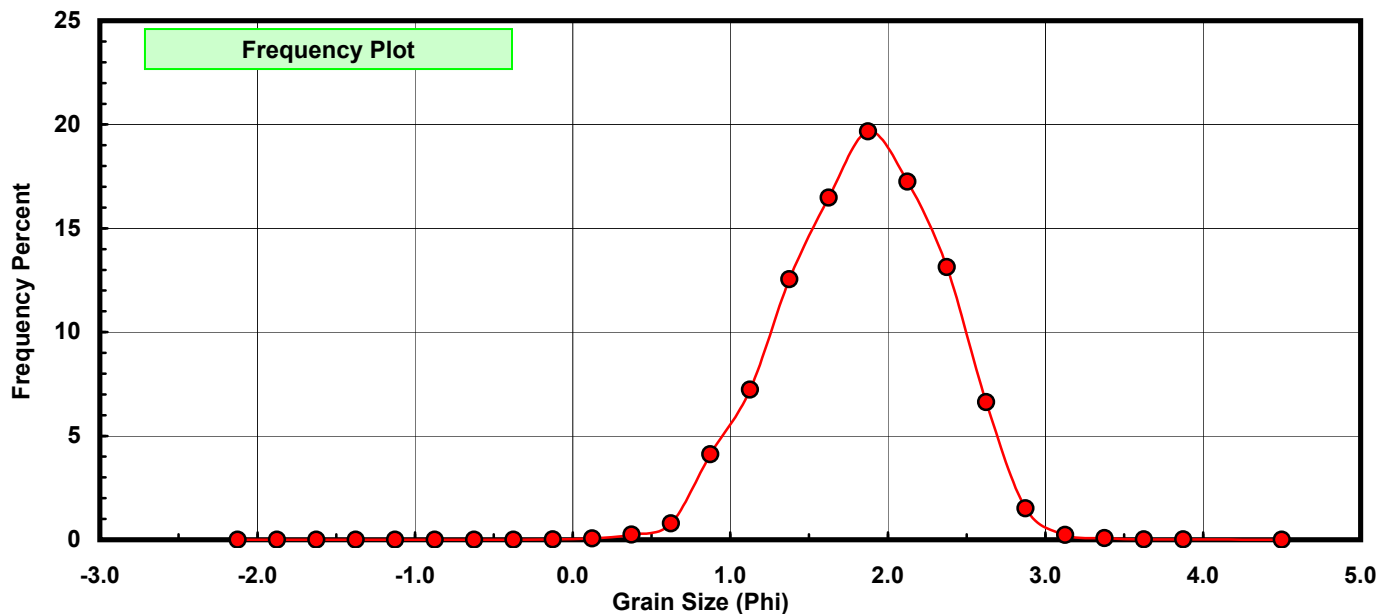
Sieve Size (phi)	Sieve Midpt (phi)	Weight (grams)	Freq Weight %	Cumulative Weight %
-2.00	-2.125	0.000	0.000	0.000
-1.75	-1.875	0.000	0.000	0.000
-1.50	-1.625	0.000	0.000	0.000
-1.25	-1.375	0.000	0.000	0.000
-1.00	-1.125	0.000	0.000	0.000
-0.75	-0.875	0.000	0.000	0.000
-0.50	-0.625	0.000	0.000	0.000
-0.25	-0.375	0.001	0.001	0.001
0.00	-0.125	0.010	0.011	0.012
0.25	0.125	0.052	0.055	0.067
0.50	0.375	0.227	0.241	0.307
0.75	0.625	0.746	0.790	1.098
1.00	0.875	3.882	4.113	5.211
1.25	1.125	6.820	7.226	12.437
1.50	1.375	11.844	12.549	24.986
1.75	1.625	15.555	16.481	41.467
2.00	1.875	18.569	19.675	61.142
2.25	2.125	16.275	17.244	78.386
2.50	2.375	12.393	13.131	91.517
2.75	2.625	6.262	6.635	98.152
3.00	2.875	1.422	1.507	99.659
3.25	3.125	0.220	0.233	99.892
3.50	3.375	0.074	0.078	99.970
3.75	3.625	0.019	0.020	99.990
4.00	3.875	0.009	0.010	100.000
5.00	4.500	0.000	0.000	100.000

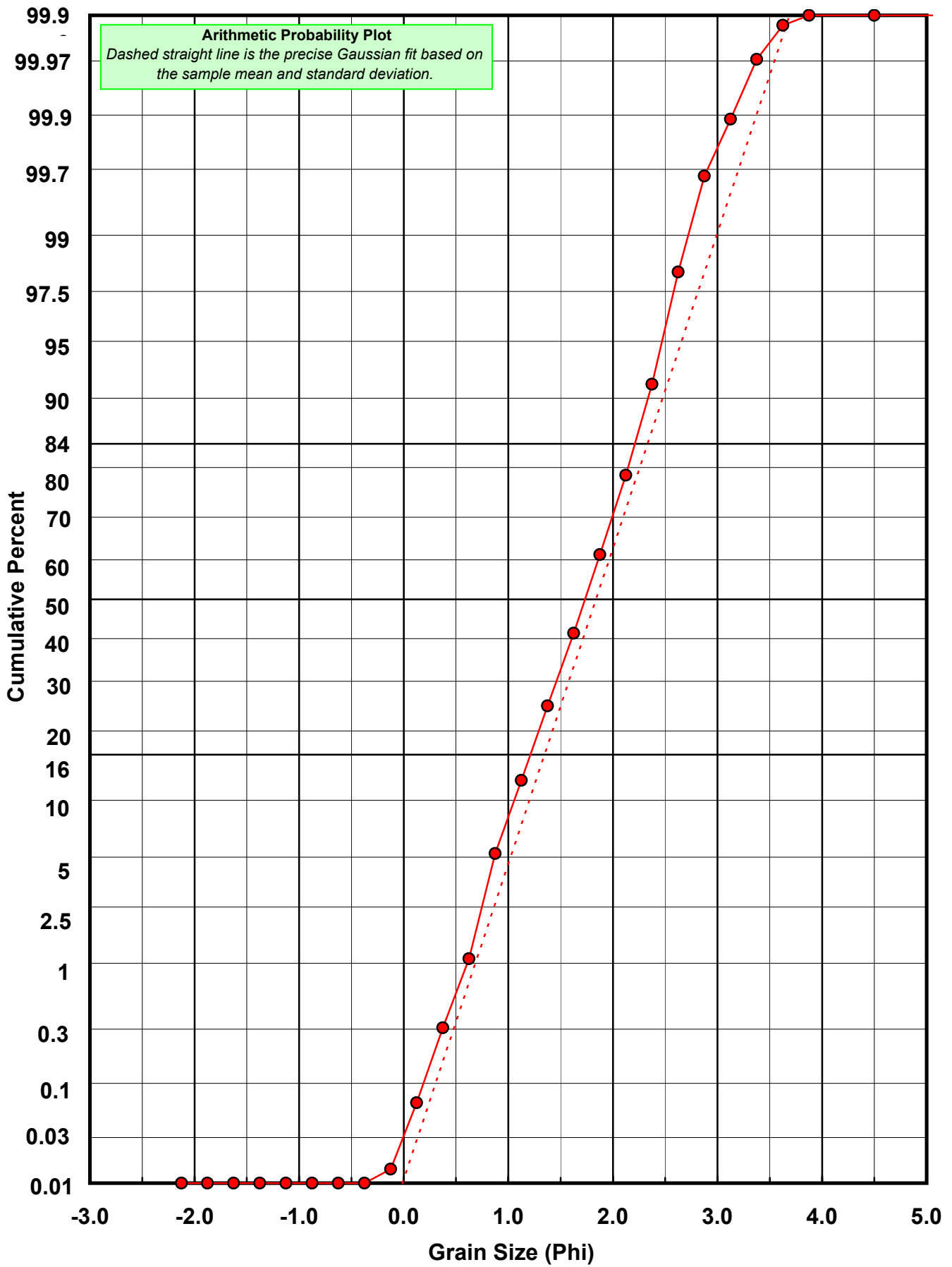
Statistical Results			
Mean:	1.8393	phi	(0.2795 mm)
Standard Dev:	0.4971	phi-units	(0.7085 mm)
Skewness:	-0.1636	dimensionless	
Kurtosis:	2.7207	dimensionless	
5th Moment:	-1.1169	dimensionless	
6th Moment:	12.4463	dimensionless	
RARD *	0.2703	dimensionless	
Median	1.7334	phi	(0.3007 mm)

* RARD = reciprocal absolute relative dispersion (see below)

Statistical Explanation	
Calculations based on the Method of Moments	
Skewness: 3rd Stand. Moment; Exact Gaussian = 0.0	
Kurtosis: 4th Stand. Moment; Exact Gaussian = 3.0	
For Further Explanation, See Calculation Sheets	
Millimeter data calculated by $mm = 2^{(-phi)}$	

Reciprocal Absolute Relative Dispersion (RARD) Scale	
< 0.5	Excellent homogeneity (e.g., beaches)
0.5 to 1.0	Good homogeneity
1.0 to 1.33	Fair homogeneity
> 1.33	Poor homogeneity (e.g., glacial)





Carbonate Grain Size Distribution

Onshore Grab Sample

Sample: FG-19-SS

Total Carbonate Mass: 17.540 grams

% Carbonate: 18.4 %

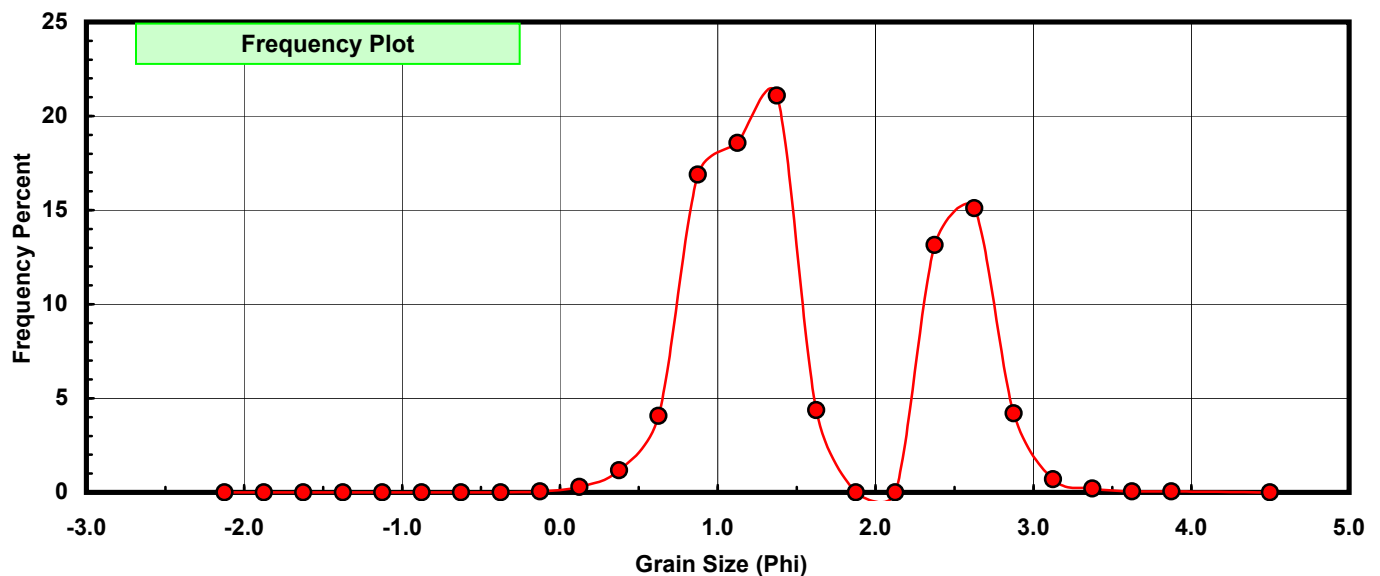
Sieve Size (phi)	Sieve Midpt (phi)	Weight (grams)	Freq Weight %	Cumulative Weight %
-2.00	-2.125	0.000	0.000	0.000
-1.75	-1.875	0.000	0.000	0.000
-1.50	-1.625	0.000	0.000	0.000
-1.25	-1.375	0.000	0.000	0.000
-1.00	-1.125	0.000	0.000	0.000
-0.75	-0.875	0.000	0.000	0.000
-0.50	-0.625	0.000	0.000	0.000
-0.25	-0.375	0.001	0.006	0.006
0.00	-0.125	0.010	0.057	0.063
0.25	0.125	0.052	0.296	0.359
0.50	0.375	0.206	1.174	1.534
0.75	0.625	0.713	4.065	5.599
1.00	0.875	2.963	16.893	22.491
1.25	1.125	3.258	18.575	41.066
1.50	1.375	3.700	21.095	62.161
1.75	1.625	0.767	4.373	66.534
2.00	1.875	0.000	0.000	66.534
2.25	2.125	0.000	0.000	66.534
2.50	2.375	2.305	13.141	79.675
2.75	2.625	2.649	15.103	94.778
3.00	2.875	0.738	4.208	98.985
3.25	3.125	0.122	0.696	99.681
3.50	3.375	0.037	0.211	99.892
3.75	3.625	0.010	0.057	99.949
4.00	3.875	0.009	0.051	100.000
5.00	4.500	0.000	0.000	100.000

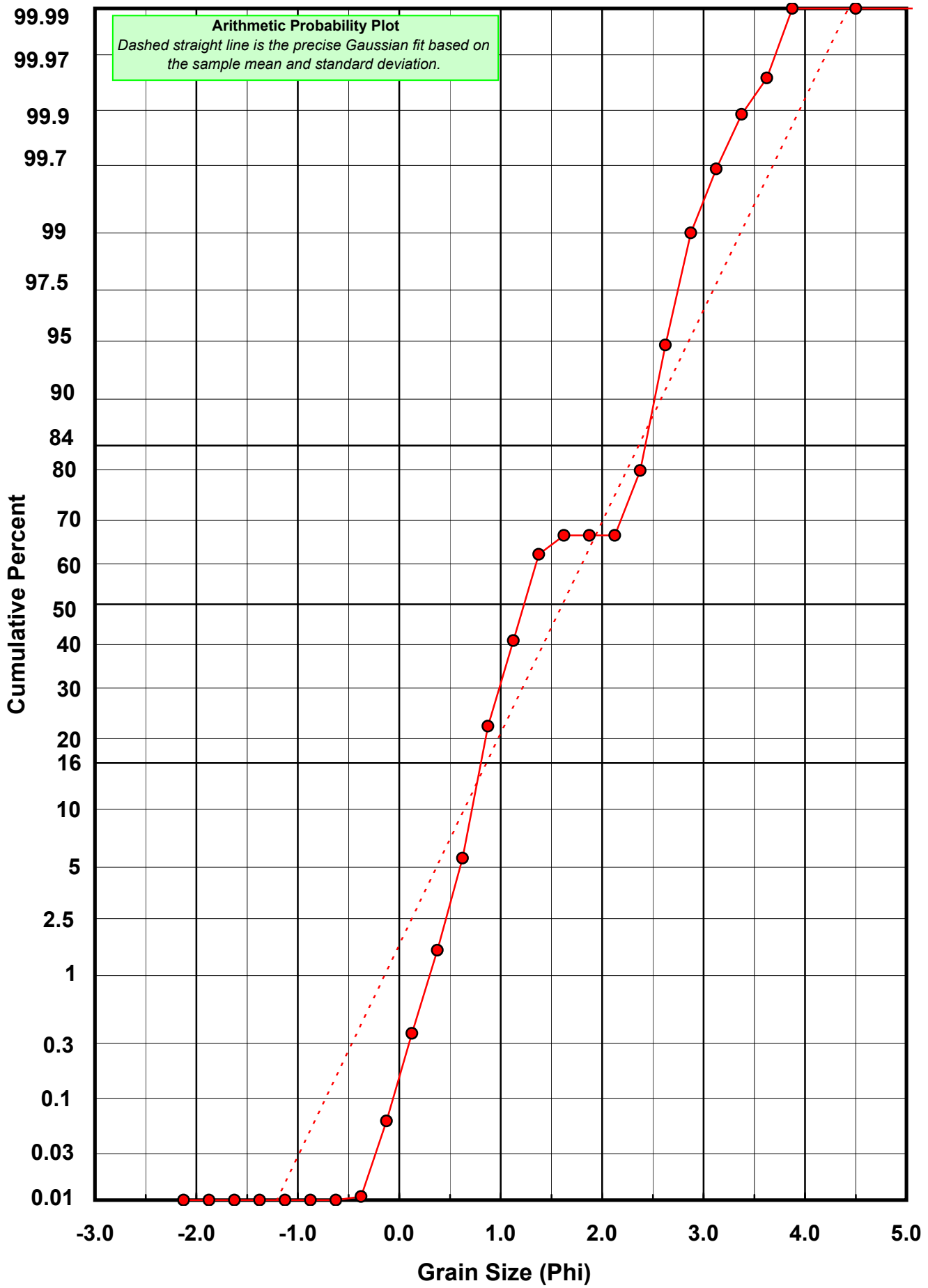
Statistical Results			
Mean:	1.6104	phi	(0.3275 mm)
Standard Dev:	0.7566	phi-units	(0.5919 mm)
Skewness:	0.4471	dimensionless	
Kurtosis:	1.7448	dimensionless	
5th Moment:	1.4057	dimensionless	
6th Moment:	4.3946	dimensionless	
RARD *	0.4698	dimensionless	
Median	1.2309	phi	(0.4261 mm)

* RARD = reciprocal absolute relative dispersion (see below)

Statistical Explanation	
Calculations based on the Method of Moments	
Skewness: 3rd Stand. Moment; Exact Gaussian = 0.0	
Kurtosis: 4th Stand. Moment; Exact Gaussian = 3.0	
For Further Explanation, See Calculation Sheets	
Millimeter data calculated by $mm = 2^{(-phi)}$	

Reciprocal Absolute Relative Dispersion (RARD) Scale	
< 0.5	Excellent homogeneity (e.g., beaches)
0.5 to 1.0	Good homogeneity
1.0 to 1.33	Fair homogeneity
> 1.33	Poor homogeneity (e.g., glacial)





Post-Digestion Grain Size Distribution

Onshore Grab Sample

Sample: FG-19-SS

Total Digested Mass: 77.059 grams

% Silica: 81.6 %

Sieve Size (phi)	Sieve Midpt (phi)	Weight (grams)	Freq Weight %	Cumulative Weight %
-2.00	-2.125	0.000	0.000	0.000
-1.75	-1.875	0.000	0.000	0.000
-1.50	-1.625	0.000	0.000	0.000
-1.25	-1.375	0.000	0.000	0.000
-1.00	-1.125	0.000	0.000	0.000
-0.75	-0.875	0.000	0.000	0.000
-0.50	-0.625	0.000	0.000	0.000
-0.25	-0.375	0.000	0.000	0.000
0.00	-0.125	0.000	0.000	0.000
0.25	0.125	0.000	0.000	0.000
0.50	0.375	0.021	0.027	0.027
0.75	0.625	0.033	0.043	0.070
1.00	0.875	0.919	1.193	1.263
1.25	1.125	3.562	4.622	5.885
1.50	1.375	8.144	10.569	16.454
1.75	1.625	14.788	19.190	35.644
2.00	1.875	18.616	24.158	59.802
2.25	2.125	16.447	21.343	81.146
2.50	2.375	10.088	13.091	94.237
2.75	2.625	3.613	4.689	98.925
3.00	2.875	0.684	0.888	99.813
3.25	3.125	0.098	0.127	99.940
3.50	3.375	0.037	0.048	99.988
3.75	3.625	0.009	0.012	100.000
4.00	3.875	0.000	0.000	100.000
5.00	4.500	0.000	0.000	100.000

Statistical Results			
Mean:	1.8920	phi	(0.2694 mm)
Standard Dev:	0.4052	phi-units	(0.7551 mm)
Skewness:	-0.0698	dimensionless	
Kurtosis:	2.8451	dimensionless	
5th Moment:	-0.2273	dimensionless	
6th Moment:	13.6154	dimensionless	
RARD *	0.2142	dimensionless	
Median	1.7736	phi	(0.2925 mm)

* RARD = reciprocal absolute relative dispersion (see below)

Statistical Explanation	
Calculations based on the Method of Moments	
Skewness: 3rd Stand. Moment; Exact Gaussian = 0.0	
Kurtosis: 4th Stand. Moment; Exact Gaussian = 3.0	
For Further Explanation, See Calculation Sheets	
Millimeter data calculated by $mm = 2^{(-phi)}$	

Reciprocal Absolute Relative Dispersion (RARD) Scale	
< 0.5	Excellent homogeneity (e.g., beaches)
0.5 to 1.0	Good homogeneity
1.0 to 1.33	Fair homogeneity
> 1.33	Poor homogeneity (e.g., glacial)

