

Onshore Grab Sample

Sample: FG-18-SS
Sample Taken By: J. Ladner
Sample Collected On: 12/3/03
Splits? N/A

County: Flagler
Latitude: 29° 27' 12.9"
Longitude: 81° 07' 50.9"
Datum: NAD 83
Surf. Elev: N/A
Datum: N/A

Fine Data Summary

Total Sample Weight 86.947 grams
Total Fines in Sample 0.319 grams
Total Percent Fines 0.37 %

Dry Sieving Summary

Total Sample Weight 86.647 grams
Total Digested Weight 38.620 grams
Total Carbonate Weight 48.027 grams
Total Silica % 44.57 %
Total Carbonate % 55.43 %
Carbonate/Silica Ratio 1.244

General Comments:

None

Description

Worked By: M. Lachance

Pre-Digestion Grain Size Distribution

Onshore Grab Sample

Sample: FG-18-SS

Total Sample Mass: 86.647 grams

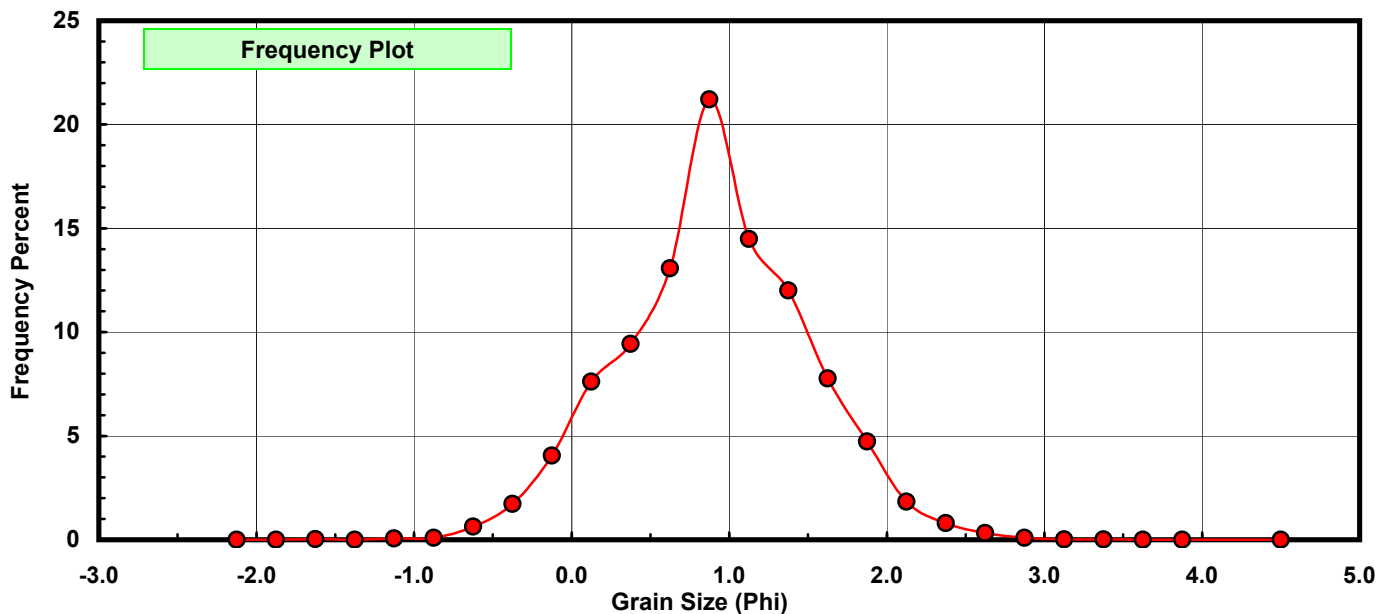
Sieve Size (phi)	Sieve Midpt (phi)	Weight (grams)	Freq Weight %	Cumulative Weight %
-2.00	-2.125	0.000	0.000	0.000
-1.75	-1.875	0.000	0.000	0.000
-1.50	-1.625	0.022	0.025	0.025
-1.25	-1.375	0.000	0.000	0.025
-1.00	-1.125	0.054	0.062	0.088
-0.75	-0.875	0.080	0.092	0.180
-0.50	-0.625	0.545	0.629	0.809
-0.25	-0.375	1.499	1.730	2.539
0.00	-0.125	3.519	4.061	6.600
0.25	0.125	6.595	7.611	14.212
0.50	0.375	8.174	9.434	23.645
0.75	0.625	11.329	13.075	36.720
1.00	0.875	18.378	21.210	57.930
1.25	1.125	12.552	14.486	72.417
1.50	1.375	10.399	12.002	84.418
1.75	1.625	6.727	7.764	92.182
2.00	1.875	4.098	4.730	96.912
2.25	2.125	1.592	1.837	98.749
2.50	2.375	0.696	0.803	99.552
2.75	2.625	0.276	0.319	99.871
3.00	2.875	0.082	0.095	99.965
3.25	3.125	0.018	0.021	99.986
3.50	3.375	0.008	0.009	99.995
3.75	3.625	0.003	0.003	99.999
4.00	3.875	0.001	0.001	100.000
5.00	4.500	0.000	0.000	100.000

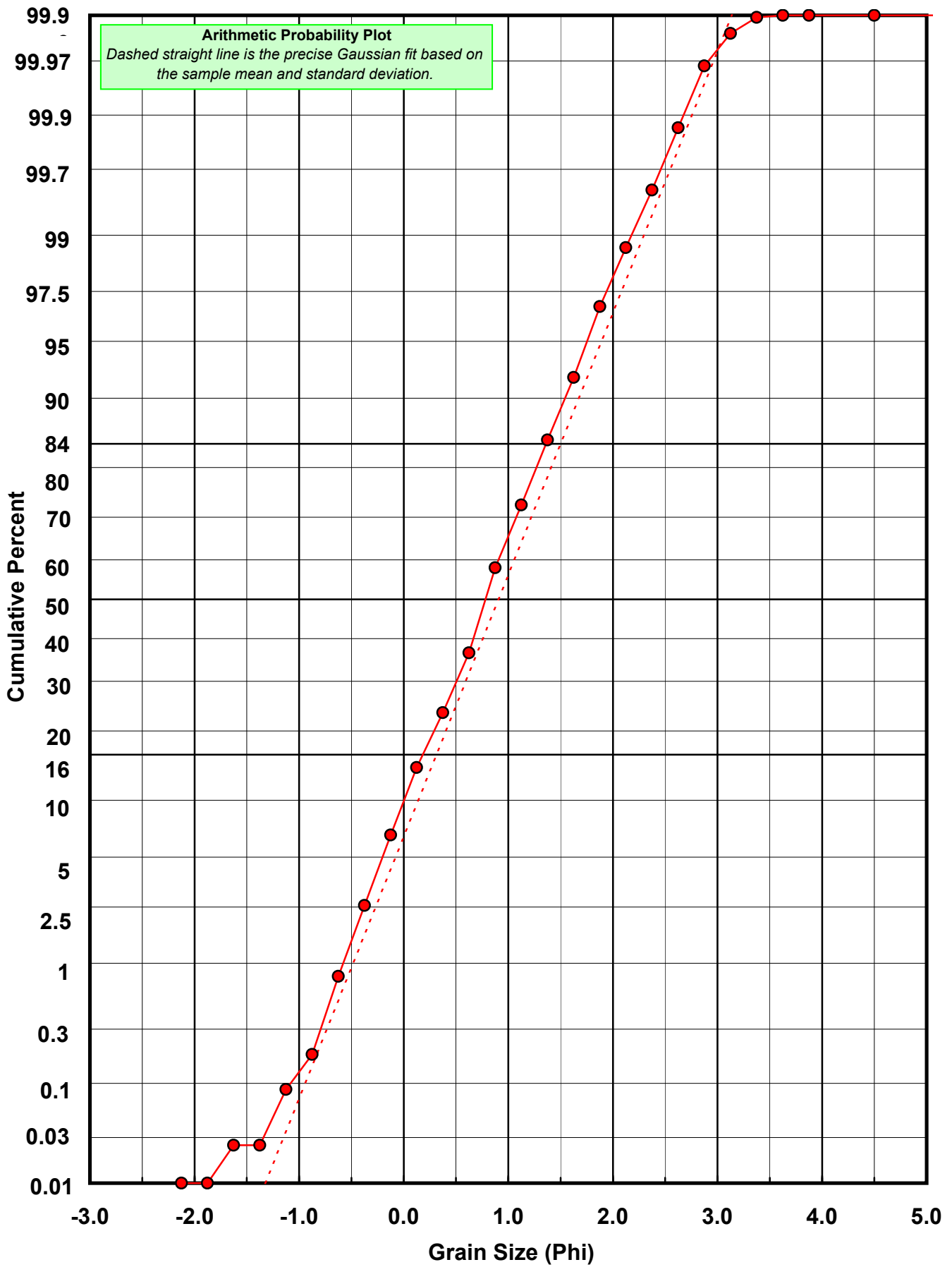
Statistical Results			
Mean:	0.9079	phi	(0.5329 mm)
Standard Dev:	0.5989	phi-units	(0.6603 mm)
Skewness:	-0.0036	dimensionless	
Kurtosis:	3.0972	dimensionless	
5th Moment:	0.1483	dimensionless	
6th Moment:	16.7209	dimensionless	
RARD *	0.6596	dimensionless	
Median	0.7815	phi	(0.5818 mm)

* RARD = reciprocal absolute relative dispersion (see below)

Statistical Explanation	
Calculations based on the Method of Moments	
Skewness: 3rd Stand. Moment; Exact Gaussian = 0.0	
Kurtosis: 4th Stand. Moment; Exact Gaussian = 3.0	
For Further Explanation, See Calculation Sheets	
Millimeter data calculated by $mm = 2^{(-phi)}$	

Reciprocal Absolute Relative Dispersion (RARD) Scale	
< 0.5	Excellent homogeneity (e.g., beaches)
0.5 to 1.0	Good homogeneity
1.0 to 1.33	Fair homogeneity
> 1.33	Poor homogeneity (e.g., glacial)





Carbonate Grain Size Distribution

Onshore Grab Sample

Sample: FG-18-SS

Total Carbonate Mass: 48.028 grams

% Carbonate: 55.4 %

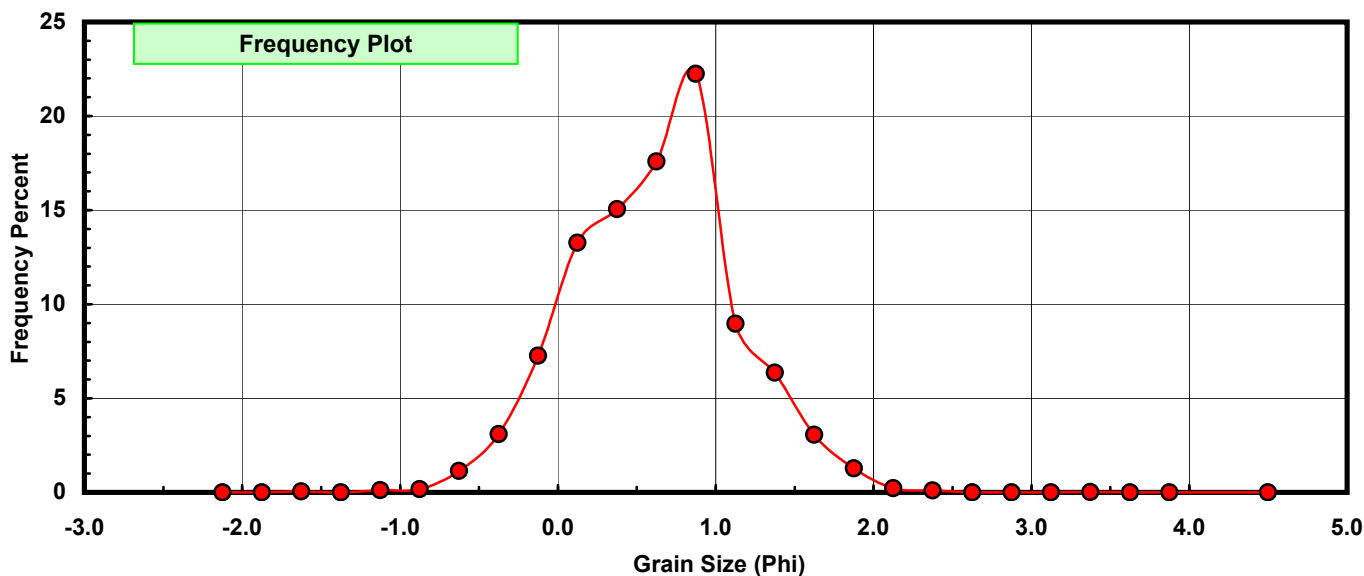
Sieve Size (phi)	Sieve Midpt (phi)	Weight (grams)	Freq Weight %	Cumulative Weight %
-2.00	-2.125	0.000	0.000	0.000
-1.75	-1.875	0.000	0.000	0.000
-1.50	-1.625	0.022	0.046	0.046
-1.25	-1.375	0.000	0.000	0.046
-1.00	-1.125	0.054	0.112	0.158
-0.75	-0.875	0.080	0.167	0.325
-0.50	-0.625	0.545	1.135	1.460
-0.25	-0.375	1.489	3.100	4.560
0.00	-0.125	3.491	7.269	11.829
0.25	0.125	6.375	13.274	25.102
0.50	0.375	7.231	15.056	40.158
0.75	0.625	8.446	17.586	57.743
1.00	0.875	10.682	22.241	79.985
1.25	1.125	4.303	8.959	88.944
1.50	1.375	3.056	6.363	95.307
1.75	1.625	1.468	3.057	98.363
2.00	1.875	0.611	1.272	99.636
2.25	2.125	0.109	0.227	99.863
2.50	2.375	0.052	0.108	99.971
2.75	2.625	0.000	0.000	99.971
3.00	2.875	0.002	0.004	99.975
3.25	3.125	0.000	0.000	99.975
3.50	3.375	0.008	0.017	99.992
3.75	3.625	0.003	0.006	99.998
4.00	3.875	0.001	0.002	100.000
5.00	4.500	0.000	0.000	100.000

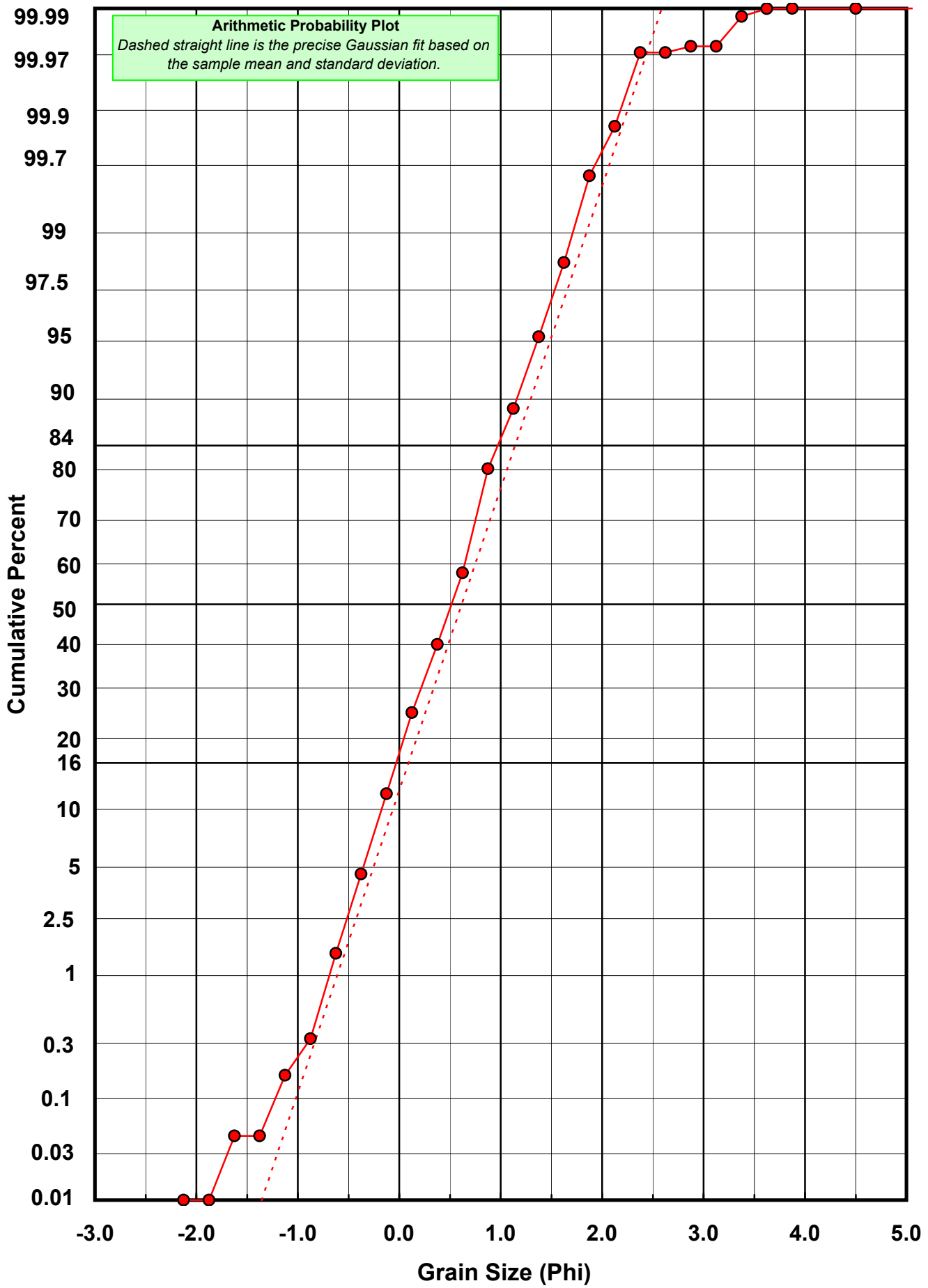
Statistical Results			
Mean:	0.6165	phi	(0.6523 mm)
Standard Dev:	0.5298	phi-units	(0.6926 mm)
Skewness:	0.0282	dimensionless	
Kurtosis:	3.2295	dimensionless	
5th Moment:	0.9723	dimensionless	
6th Moment:	23.0007	dimensionless	
RARD *	0.8594	dimensionless	
Median	0.5149	phi	(0.6998 mm)

* RARD = reciprocal absolute relative dispersion (see below)

Statistical Explanation	
Calculations based on the Method of Moments	
Skewness: 3rd Stand. Moment; Exact Gaussian = 0.0	
Kurtosis: 4th Stand. Moment; Exact Gaussian = 3.0	
For Further Explanation, See Calculation Sheets	
Millimeter data calculated by $mm = 2^{(-phi)}$	

Reciprocal Absolute Relative Dispersion (RARD) Scale	
< 0.5	Excellent homogeneity (e.g., beaches)
0.5 to 1.0	Good homogeneity
1.0 to 1.33	Fair homogeneity
> 1.33	Poor homogeneity (e.g., glacial)





Post-Digestion Grain Size Distribution

Onshore Grab Sample

Sample: FG-18-SS

Total Digested Mass: 38.620 grams

% Silica: 44.6 %

Sieve Size (phi)	Sieve Midpt (phi)	Weight (grams)	Freq Weight %	Cumulative Weight %
-2.00	-2.125	0.000	0.000	0.000
-1.75	-1.875	0.000	0.000	0.000
-1.50	-1.625	0.000	0.000	0.000
-1.25	-1.375	0.000	0.000	0.000
-1.00	-1.125	0.000	0.000	0.000
-0.75	-0.875	0.000	0.000	0.000
-0.50	-0.625	0.000	0.000	0.000
-0.25	-0.375	0.010	0.026	0.026
0.00	-0.125	0.028	0.073	0.098
0.25	0.125	0.220	0.570	0.668
0.50	0.375	0.943	2.442	3.110
0.75	0.625	2.883	7.465	10.575
1.00	0.875	7.696	19.927	30.502
1.25	1.125	8.249	21.359	51.862
1.50	1.375	7.343	19.013	70.875
1.75	1.625	5.259	13.617	84.492
2.00	1.875	3.487	9.029	93.521
2.25	2.125	1.483	3.840	97.361
2.50	2.375	0.644	1.668	99.029
2.75	2.625	0.277	0.717	99.746
3.00	2.875	0.080	0.207	99.953
3.25	3.125	0.018	0.047	100.000
3.50	3.375	0.000	0.000	100.000
3.75	3.625	0.000	0.000	100.000
4.00	3.875	0.000	0.000	100.000
5.00	4.500	0.000	0.000	100.000

Statistical Results			
Mean:	1.2704	phi	(0.4145 mm)
Standard Dev:	0.4716	phi-units	(0.7212 mm)
Skewness:	0.3892	dimensionless	
Kurtosis:	3.1345	dimensionless	
5th Moment:	3.3182	dimensionless	
6th Moment:	17.7953	dimensionless	
RARD *	0.3712	dimensionless	
Median	1.1032	phi	(0.4655 mm)

* RARD = reciprocal absolute relative dispersion (see below)

Statistical Explanation	
Calculations based on the Method of Moments	
Skewness: 3rd Stand. Moment; Exact Gaussian = 0.0	
Kurtosis: 4th Stand. Moment; Exact Gaussian = 3.0	
For Further Explanation, See Calculation Sheets	
Millimeter data calculated by $mm = 2^{(-phi)}$	

Reciprocal Absolute Relative Dispersion (RARD) Scale	
< 0.5	Excellent homogeneity (e.g., beaches)
0.5 to 1.0	Good homogeneity
1.0 to 1.33	Fair homogeneity
> 1.33	Poor homogeneity (e.g., glacial)

