

Onshore Grab Sample

Sample: FG-15-BB
Sample Taken By: J. Ladner
Sample Collected On: 12/3/03
Splits? N/A

County: Flagler
Latitude: 29° 29' 21.9"
Longitude: 81° 07' 52.4"
Datum: NAD 83
Surf. Elev: N/A
Datum: N/A

Fine Data Summary

Total Sample Weight 84.902 grams
Total Fines in Sample 0.022 grams
Total Percent Fines 0.03 %

Dry Sieving Summary

Total Sample Weight 84.733 grams
Total Digested Weight 54.029 grams
Total Carbonate Weight 30.704 grams
Total Silica % 63.76 %
Total Carbonate % 36.24 %
Carbonate/Silica Ratio 0.568

General Comments:

None

Description

Worked By: M. Lachance

Pre-Digestion Grain Size Distribution

Onshore Grab Sample

Sample: FG-15-BB

Total Sample Mass: 84.733 grams

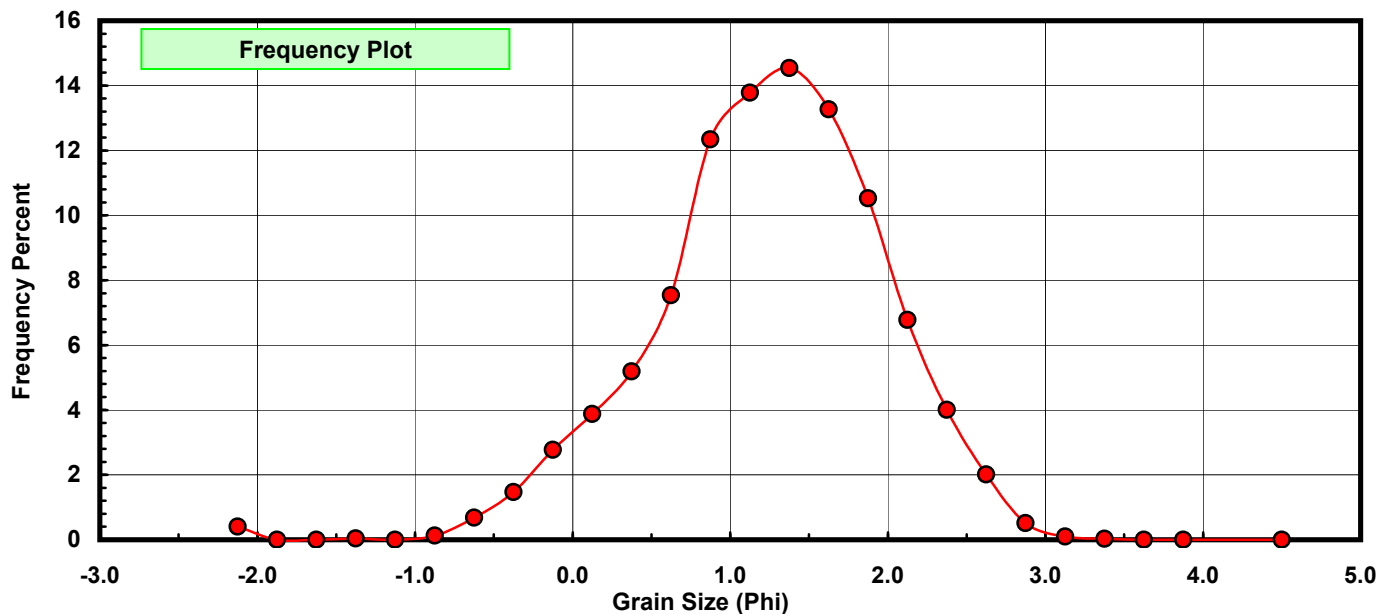
Sieve Size (phi)	Sieve Midpt (phi)	Weight (grams)	Freq Weight %	Cumulative Weight %
-2.00	-2.125	0.341	0.402	0.402
-1.75	-1.875	0.000	0.000	0.402
-1.50	-1.625	0.000	0.000	0.402
-1.25	-1.375	0.037	0.044	0.446
-1.00	-1.125	0.000	0.000	0.446
-0.75	-0.875	0.112	0.132	0.578
-0.50	-0.625	0.576	0.680	1.258
-0.25	-0.375	1.246	1.471	2.729
0.00	-0.125	2.348	2.771	5.500
0.25	0.125	3.281	3.872	9.372
0.50	0.375	4.397	5.189	14.561
0.75	0.625	6.382	7.532	22.093
1.00	0.875	10.456	12.340	34.433
1.25	1.125	11.677	13.781	48.214
1.50	1.375	12.317	14.536	62.750
1.75	1.625	11.243	13.269	76.019
2.00	1.875	8.922	10.530	86.548
2.25	2.125	5.741	6.775	93.324
2.50	2.375	3.397	4.009	97.333
2.75	2.625	1.708	2.016	99.349
3.00	2.875	0.437	0.516	99.864
3.25	3.125	0.087	0.103	99.967
3.50	3.375	0.023	0.027	99.994
3.75	3.625	0.004	0.005	99.999
4.00	3.875	0.001	0.001	100.000
5.00	4.500	0.000	0.000	100.000

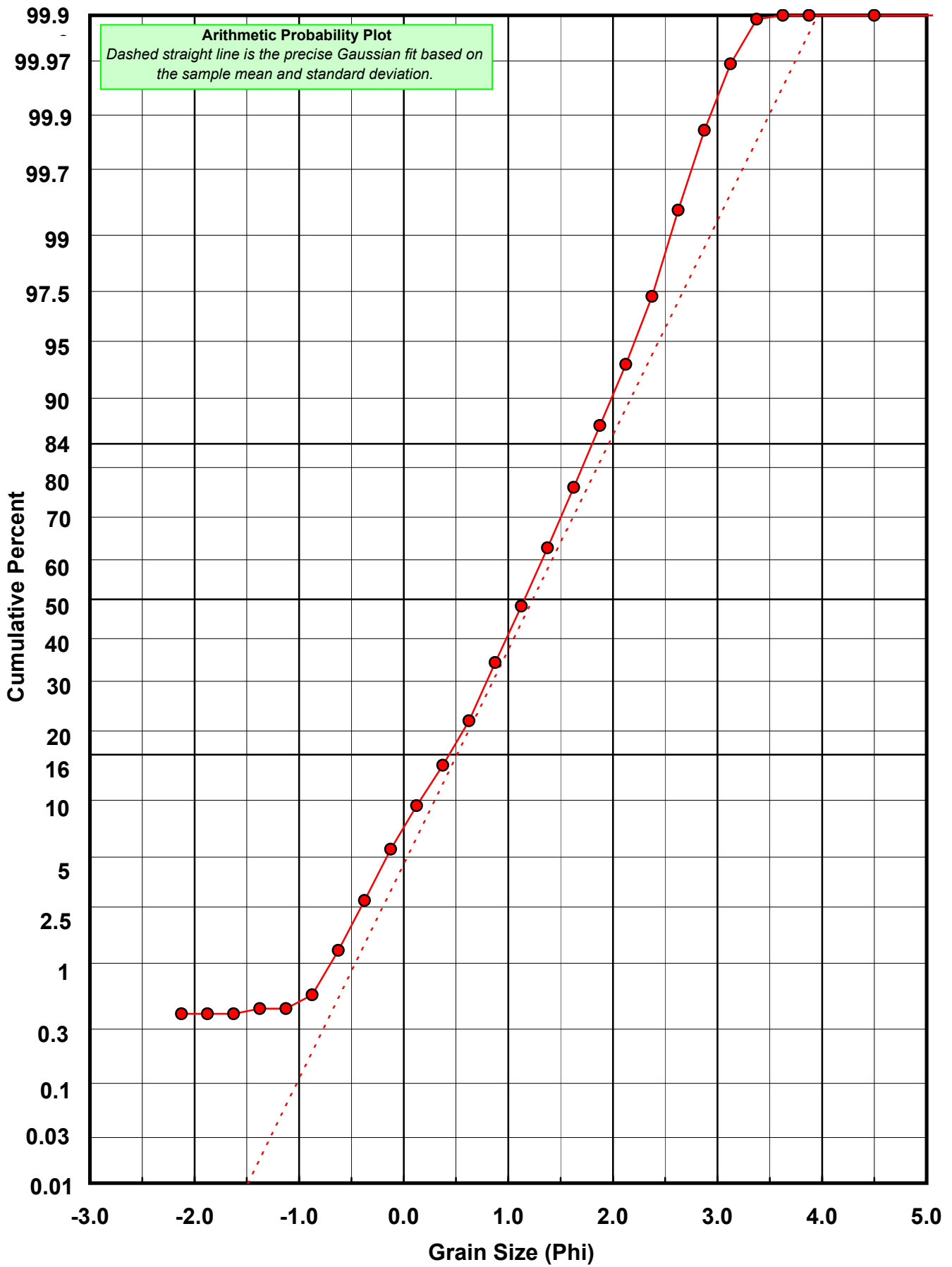
Statistical Results			
Mean:	1.2350	phi	(0.4248 mm)
Standard Dev:	0.7316	phi-units	(0.6022 mm)
Skewness:	-0.5849	dimensionless	
Kurtosis:	4.2330	dimensionless	
5th Moment:	-9.8114	dimensionless	
6th Moment:	48.2784	dimensionless	
RARD *	0.5924	dimensionless	
Median	1.1557	phi	(0.4488 mm)

* RARD = reciprocal absolute relative dispersion (see below)

Statistical Explanation	
Calculations based on the Method of Moments	
Skewness: 3rd Stand. Moment; Exact Gaussian = 0.0	
Kurtosis: 4th Stand. Moment; Exact Gaussian = 3.0	
For Further Explanation, See Calculation Sheets	
Millimeter data calculated by $mm = 2^{(-\phi)}$	

Reciprocal Absolute Relative Dispersion (RARD) Scale	
< 0.5	Excellent homogeneity (e.g., beaches)
0.5 to 1.0	Good homogeneity
1.0 to 1.33	Fair homogeneity
> 1.33	Poor homogeneity (e.g., glacial)





Carbonate Grain Size Distribution

Onshore Grab Sample

Sample: FG-15-BB

Total Carbonate Mass: 30.759 grams

% Carbonate: 36.2 %

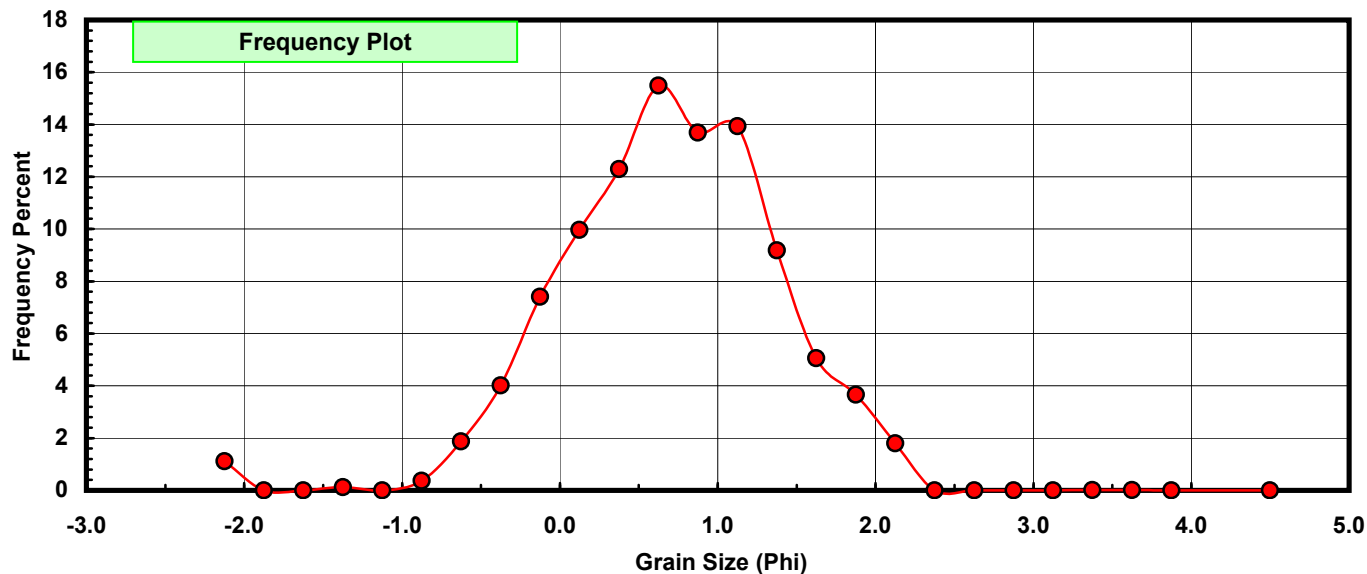
Sieve Size (phi)	Sieve Midpt (phi)	Weight (grams)	Freq Weight %	Cumulative Weight %
-2.00	-2.125	0.341	1.109	1.109
-1.75	-1.875	0.000	0.000	1.109
-1.50	-1.625	0.000	0.000	1.109
-1.25	-1.375	0.037	0.120	1.229
-1.00	-1.125	0.000	0.000	1.229
-0.75	-0.875	0.112	0.364	1.593
-0.50	-0.625	0.576	1.873	3.466
-0.25	-0.375	1.237	4.022	7.487
0.00	-0.125	2.277	7.403	14.890
0.25	0.125	3.066	9.968	24.858
0.50	0.375	3.783	12.299	37.157
0.75	0.625	4.763	15.485	52.642
1.00	0.875	4.209	13.684	66.325
1.25	1.125	4.287	13.937	80.263
1.50	1.375	2.825	9.184	89.447
1.75	1.625	1.557	5.062	94.509
2.00	1.875	1.127	3.664	98.173
2.25	2.125	0.555	1.804	99.977
2.50	2.375	0.000	0.000	99.977
2.75	2.625	0.000	0.000	99.977
3.00	2.875	0.001	0.003	99.980
3.25	3.125	0.000	0.000	99.980
3.50	3.375	0.003	0.010	99.990
3.75	3.625	0.002	0.007	99.997
4.00	3.875	0.001	0.003	100.000
5.00	4.500	0.000	0.000	100.000

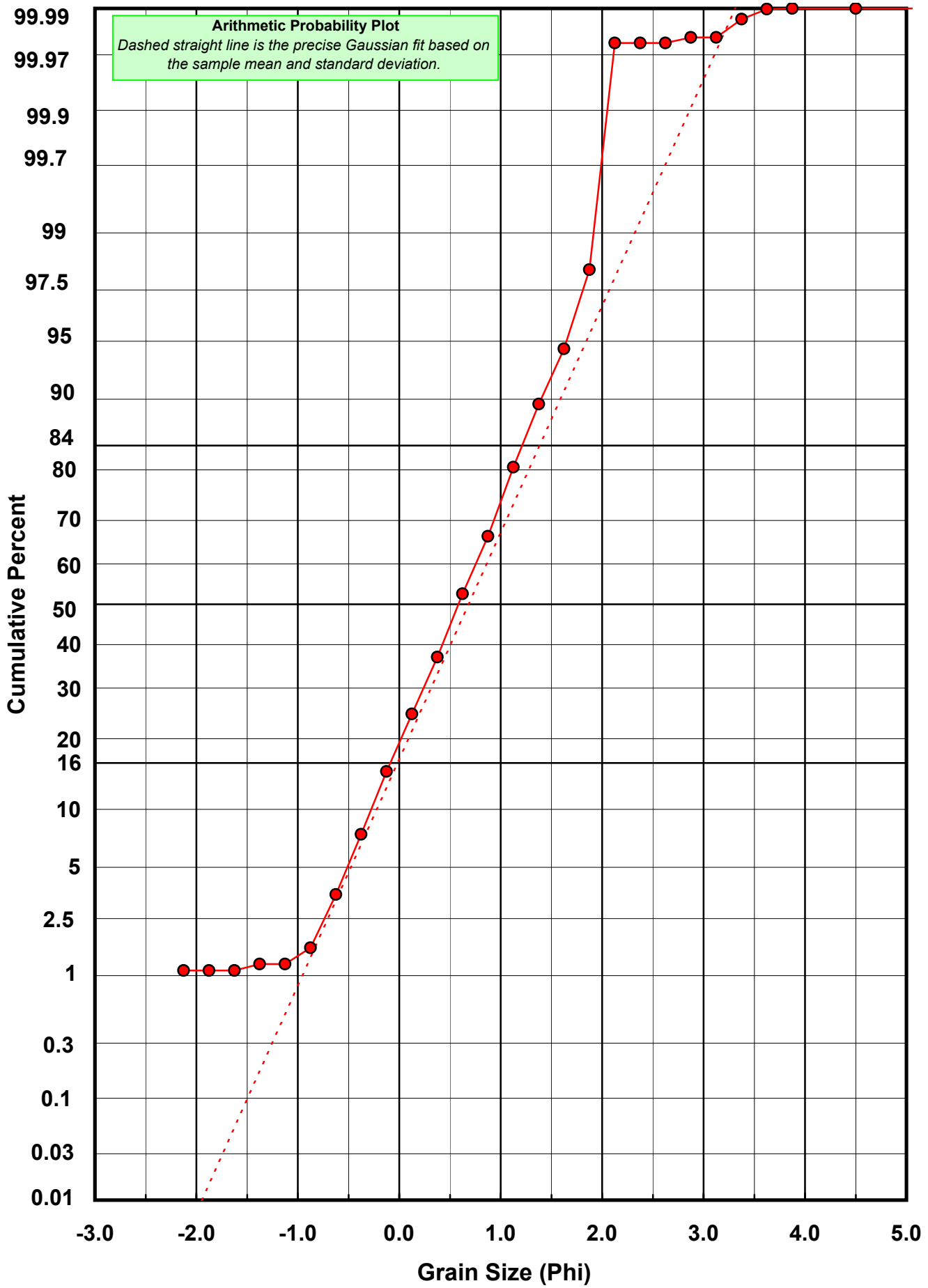
Statistical Results			
Mean:	0.6838	phi	(0.6225 mm)
Standard Dev:	0.7062	phi-units	(0.6129 mm)
Skewness:	-0.6268	dimensionless	
Kurtosis:	4.6262	dimensionless	
5th Moment:	-11.0555	dimensionless	
6th Moment:	51.6125	dimensionless	
RARD *	1.0327	dimensionless	
Median	0.5824	phi	(0.6679 mm)

* RARD = reciprocal absolute relative dispersion (see below)

Statistical Explanation	
Calculations based on the Method of Moments	
Skewness: 3rd Stand. Moment; Exact Gaussian = 0.0	
Kurtosis: 4th Stand. Moment; Exact Gaussian = 3.0	
For Further Explanation, See Calculation Sheets	
Millimeter data calculated by $mm = 2^{(-phi)}$	

Reciprocal Absolute Relative Dispersion (RARD) Scale	
< 0.5	Excellent homogeneity (e.g., beaches)
0.5 to 1.0	Good homogeneity
1.0 to 1.33	Fair homogeneity
> 1.33	Poor homogeneity (e.g., glacial)





Post-Digestion Grain Size Distribution

Onshore Grab Sample

Sample: FG-15-BB

Total Digested Mass: 54.029 grams

% Silica: 63.8 %

Sieve Size (phi)	Sieve Midpt (phi)	Weight (grams)	Freq Weight %	Cumulative Weight %
-2.00	-2.125	0.000	0.000	0.000
-1.75	-1.875	0.000	0.000	0.000
-1.50	-1.625	0.000	0.000	0.000
-1.25	-1.375	0.000	0.000	0.000
-1.00	-1.125	0.000	0.000	0.000
-0.75	-0.875	0.000	0.000	0.000
-0.50	-0.625	0.000	0.000	0.000
-0.25	-0.375	0.009	0.017	0.017
0.00	-0.125	0.071	0.131	0.148
0.25	0.125	0.215	0.398	0.546
0.50	0.375	0.614	1.136	1.682
0.75	0.625	1.619	2.997	4.679
1.00	0.875	6.247	11.562	16.241
1.25	1.125	7.390	13.678	29.919
1.50	1.375	9.492	17.568	47.487
1.75	1.625	9.686	17.927	65.415
2.00	1.875	7.795	14.427	79.842
2.25	2.125	5.186	9.599	89.441
2.50	2.375	3.418	6.326	95.767
2.75	2.625	1.736	3.213	98.980
3.00	2.875	0.436	0.807	99.787
3.25	3.125	0.093	0.172	99.959
3.50	3.375	0.020	0.037	99.996
3.75	3.625	0.002	0.004	100.000
4.00	3.875	0.000	0.000	100.000
5.00	4.500	0.000	0.000	100.000

Statistical Results			
Mean:	1.5502	phi	(0.3415 mm)
Standard Dev:	0.5384	phi-units	(0.6885 mm)
Skewness:	0.1212	dimensionless	
Kurtosis:	2.7388	dimensionless	
5th Moment:	0.5897	dimensionless	
6th Moment:	12.1739	dimensionless	
RARD *	0.3473	dimensionless	
Median	1.4100	phi	(0.3763 mm)

* RARD = reciprocal absolute relative dispersion (see below)

Statistical Explanation	
Calculations based on the Method of Moments	
Skewness: 3rd Stand. Moment; Exact Gaussian = 0.0	
Kurtosis: 4th Stand. Moment; Exact Gaussian = 3.0	
For Further Explanation, See Calculation Sheets	
Millimeter data calculated by $mm = 2^{(-phi)}$	

Reciprocal Absolute Relative Dispersion (RARD) Scale	
< 0.5	Excellent homogeneity (e.g., beaches)
0.5 to 1.0	Good homogeneity
1.0 to 1.33	Fair homogeneity
> 1.33	Poor homogeneity (e.g., glacial)

