

Onshore Grab Sample

Sample: FG-09-SS
Sample Taken By: J. Ladner
Sample Collected On: 12/3/03
Splits? N/A

County: Flagler
Latitude: 29° 34' 35.6"
Longitude: 81° 10' 56.8"
Datum: NAD 83
Surf. Elev: N/A
Datum: N/A

Fine Data Summary

Total Sample Weight 79.857 grams
Total Fines in Sample 0.749 grams
Total Percent Fines 0.93 %

Dry Sieving Summary

Total Sample Weight 79.113 grams
Total Digested Weight 20.568 grams
Total Carbonate Weight 58.545 grams
Total Silica % 26.00 %
Total Carbonate % 74.00 %
Carbonate/Silica Ratio 2.846

General Comments:

None

Description

Worked By: M. Lachance

Pre-Digestion Grain Size Distribution

Onshore Grab Sample

Sample: FG-09-SS

Total Sample Mass: 79.113 grams

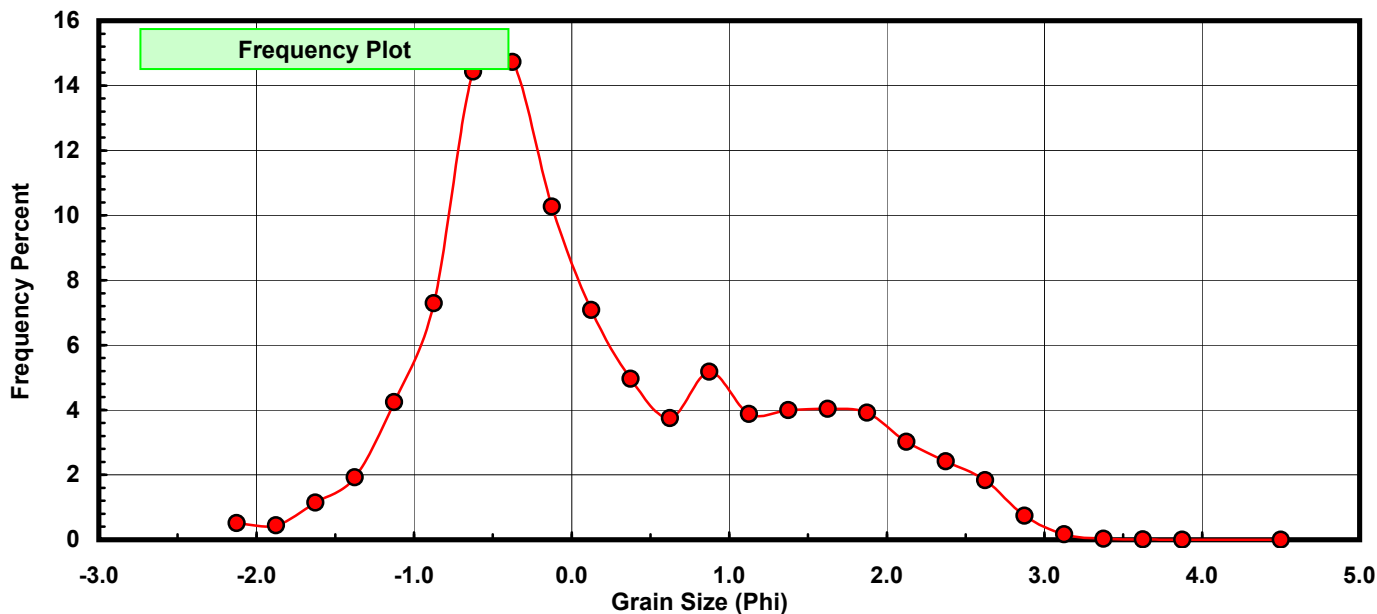
Sieve Size (phi)	Sieve Midpt (phi)	Weight (grams)	Freq Weight %	Cumulative Weight %
-2.00	-2.125	0.408	0.516	0.516
-1.75	-1.875	0.351	0.444	0.959
-1.50	-1.625	0.905	1.144	2.103
-1.25	-1.375	1.522	1.924	4.027
-1.00	-1.125	3.358	4.245	8.272
-0.75	-0.875	5.768	7.291	15.563
-0.50	-0.625	11.416	14.430	29.993
-0.25	-0.375	11.654	14.731	44.723
0.00	-0.125	8.125	10.270	54.993
0.25	0.125	5.600	7.078	62.072
0.50	0.375	3.922	4.957	67.029
0.75	0.625	2.966	3.749	70.779
1.00	0.875	4.099	5.181	75.960
1.25	1.125	3.070	3.881	79.840
1.50	1.375	3.164	3.999	83.840
1.75	1.625	3.191	4.033	87.873
2.00	1.875	3.095	3.912	91.785
2.25	2.125	2.388	3.018	94.804
2.50	2.375	1.914	2.419	97.223
2.75	2.625	1.450	1.833	99.056
3.00	2.875	0.583	0.737	99.793
3.25	3.125	0.133	0.168	99.961
3.50	3.375	0.025	0.032	99.992
3.75	3.625	0.004	0.005	99.997
4.00	3.875	0.000	0.000	99.997
5.00	4.500	0.002	0.003	100.000

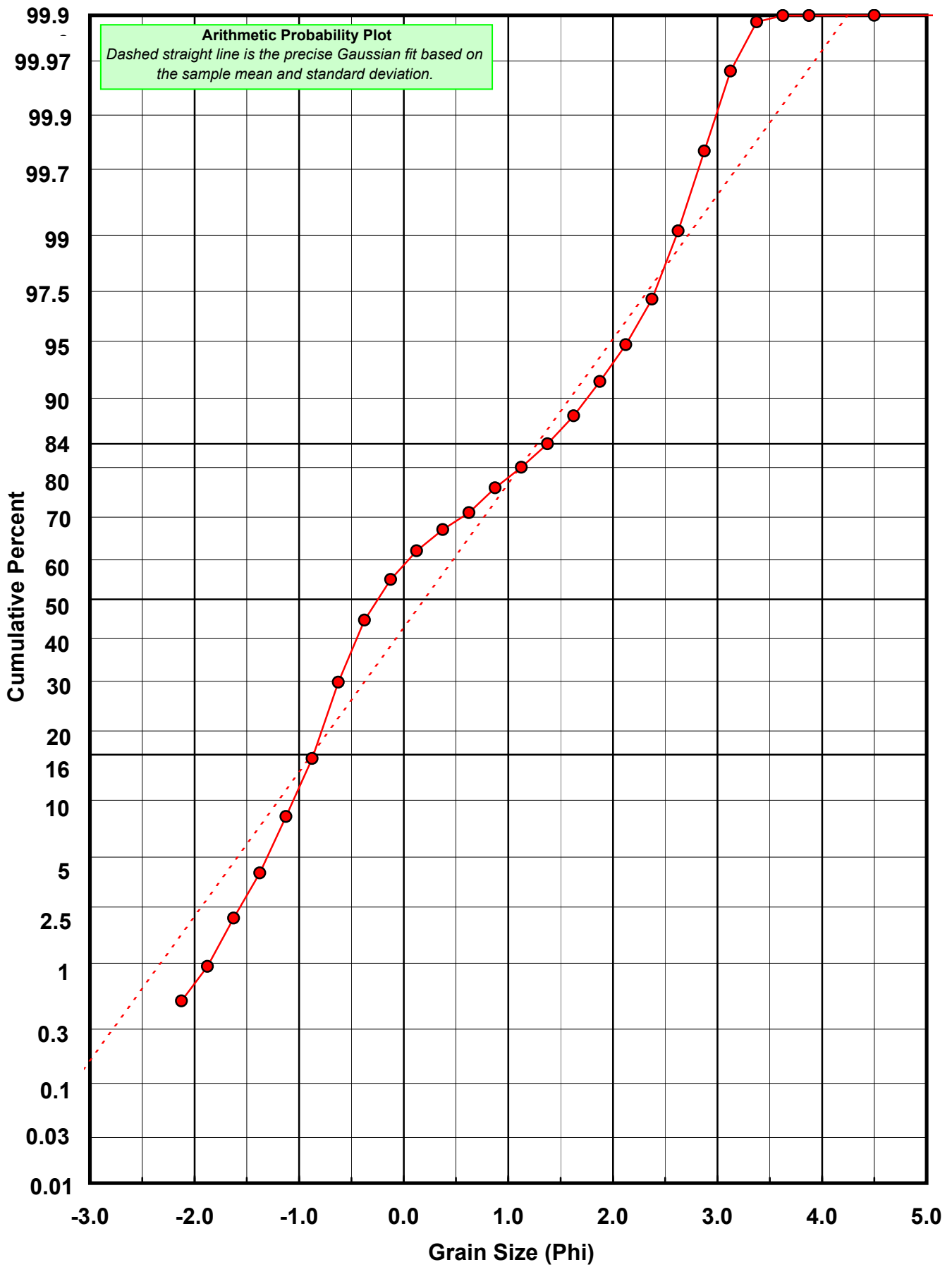
Statistical Results			
Mean:	0.1971	phi	(0.8723 mm)
Standard Dev:	1.0872	phi-units	(0.4707 mm)
Skewness:	0.6282	dimensionless	
Kurtosis:	2.5573	dimensionless	
5th Moment:	3.1264	dimensionless	
6th Moment:	9.7105	dimensionless	
RARD *	5.5152	dimensionless	
Median	-0.2466	phi	(1.1864 mm)

* RARD = reciprocal absolute relative dispersion (see below)

Statistical Explanation	
Calculations based on the Method of Moments	
Skewness: 3rd Stand. Moment; Exact Gaussian = 0.0	
Kurtosis: 4th Stand. Moment; Exact Gaussian = 3.0	
For Further Explanation, See Calculation Sheets	
Millimeter data calculated by $mm = 2^{(-phi)}$	

Reciprocal Absolute Relative Dispersion (RARD) Scale	
< 0.5	Excellent homogeneity (e.g., beaches)
0.5 to 1.0	Good homogeneity
1.0 to 1.33	Fair homogeneity
> 1.33	Poor homogeneity (e.g., glacial)





Carbonate Grain Size Distribution

Onshore Grab Sample

Sample: FG-09-SS

Total Carbonate Mass: 58.555 grams

% Carbonate: 74.0 %

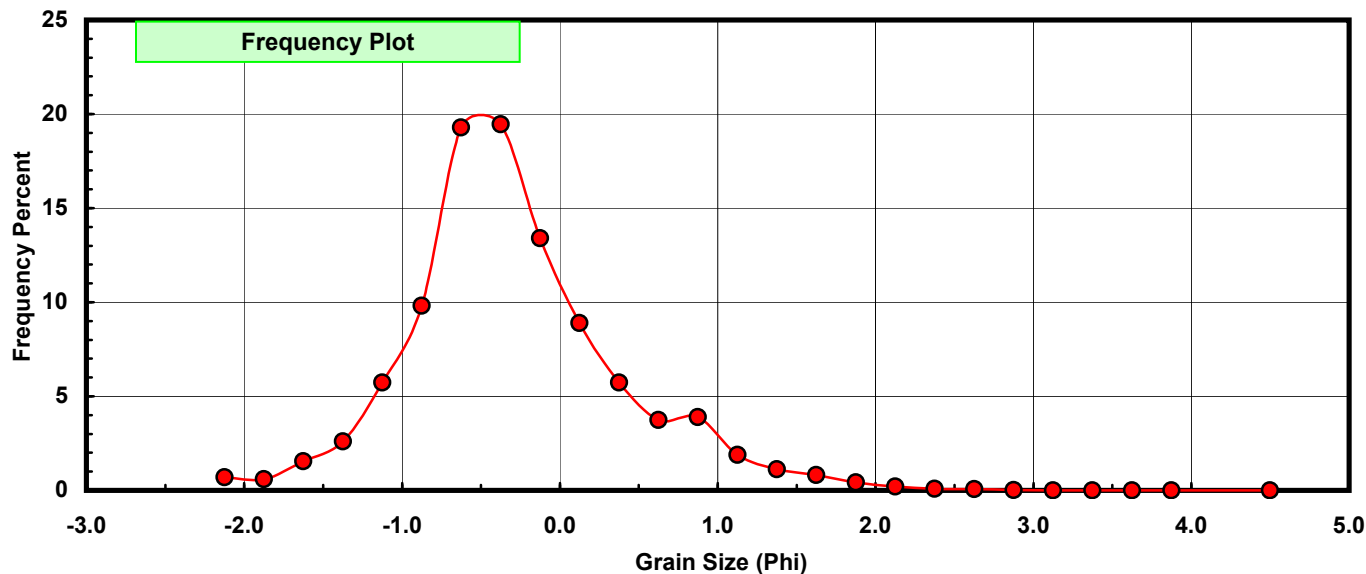
Sieve Size (phi)	Sieve Midpt (phi)	Weight (grams)	Freq Weight %	Cumulative Weight %
-2.00	-2.125	0.408	0.697	0.697
-1.75	-1.875	0.351	0.599	1.296
-1.50	-1.625	0.905	1.546	2.842
-1.25	-1.375	1.522	2.599	5.441
-1.00	-1.125	3.358	5.735	11.176
-0.75	-0.875	5.742	9.806	20.982
-0.50	-0.625	11.288	19.278	40.260
-0.25	-0.375	11.397	19.464	59.723
0.00	-0.125	7.845	13.398	73.121
0.25	0.125	5.210	8.898	82.019
0.50	0.375	3.358	5.735	87.753
0.75	0.625	2.192	3.743	91.497
1.00	0.875	2.279	3.892	95.389
1.25	1.125	1.104	1.885	97.274
1.50	1.375	0.656	1.120	98.395
1.75	1.625	0.475	0.811	99.206
2.00	1.875	0.251	0.429	99.635
2.25	2.125	0.123	0.210	99.845
2.50	2.375	0.047	0.080	99.925
2.75	2.625	0.037	0.063	99.988
3.00	2.875	0.007	0.012	100.000
3.25	3.125	0.000	0.000	100.000
3.50	3.375	0.000	0.000	100.000
3.75	3.625	0.000	0.000	100.000
4.00	3.875	0.000	0.000	100.000
5.00	4.500	0.000	0.000	100.000

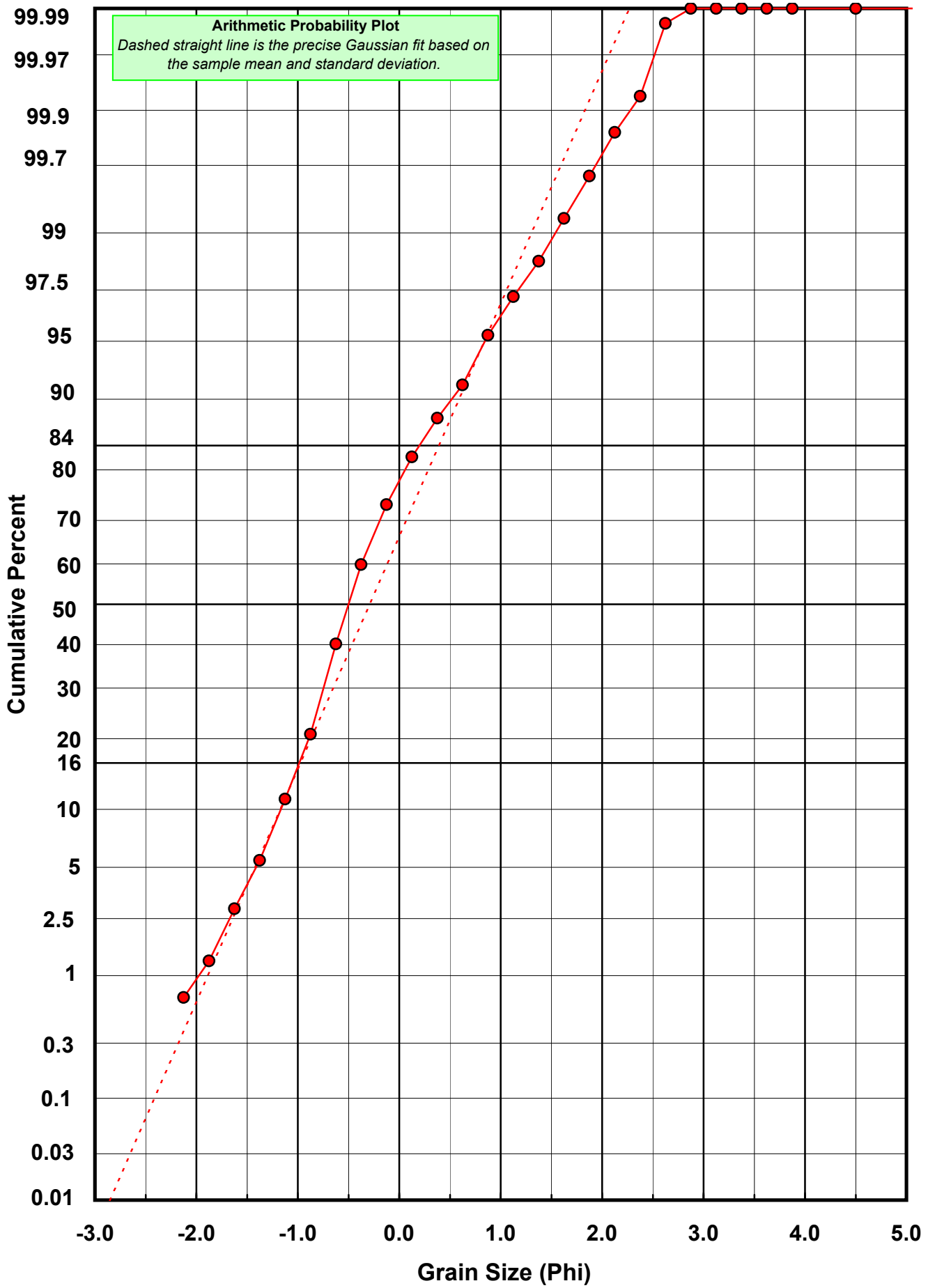
Statistical Results			
Mean:	-0.2912	phi	(1.2236 mm)
Standard Dev:	0.6877	phi-units	(0.6208 mm)
Skewness:	0.5886	dimensionless	
Kurtosis:	4.0519	dimensionless	
5th Moment:	5.9207	dimensionless	
6th Moment:	29.7000	dimensionless	
RARD *	2.3621	dimensionless	
Median	-0.4999	phi	(1.4141 mm)

* RARD = reciprocal absolute relative dispersion (see below)

Statistical Explanation	
Calculations based on the Method of Moments	
Skewness: 3rd Stand. Moment; Exact Gaussian = 0.0	
Kurtosis: 4th Stand. Moment; Exact Gaussian = 3.0	
For Further Explanation, See Calculation Sheets	
Millimeter data calculated by $mm = 2^{(-phi)}$	

Reciprocal Absolute Relative Dispersion (RARD) Scale	
< 0.5	Excellent homogeneity (e.g., beaches)
0.5 to 1.0	Good homogeneity
1.0 to 1.33	Fair homogeneity
> 1.33	Poor homogeneity (e.g., glacial)





Post-Digestion Grain Size Distribution

Onshore Grab Sample

Sample: FG-09-SS

Total Digested Mass: 20.568 grams

% Silica: 26.0 %

Sieve Size (phi)	Sieve Midpt (phi)	Weight (grams)	Freq Weight %	Cumulative Weight %
-2.00	-2.125	0.000	0.000	0.000
-1.75	-1.875	0.000	0.000	0.000
-1.50	-1.625	0.000	0.000	0.000
-1.25	-1.375	0.000	0.000	0.000
-1.00	-1.125	0.000	0.000	0.000
-0.75	-0.875	0.026	0.126	0.126
-0.50	-0.625	0.128	0.622	0.749
-0.25	-0.375	0.257	1.250	1.998
0.00	-0.125	0.280	1.361	3.360
0.25	0.125	0.390	1.896	5.256
0.50	0.375	0.564	2.742	7.998
0.75	0.625	0.774	3.763	11.761
1.00	0.875	1.820	8.849	20.610
1.25	1.125	1.966	9.559	30.168
1.50	1.375	2.508	12.194	42.362
1.75	1.625	2.716	13.205	55.567
2.00	1.875	2.844	13.827	69.394
2.25	2.125	2.265	11.012	80.406
2.50	2.375	1.867	9.077	89.484
2.75	2.625	1.413	6.870	96.354
3.00	2.875	0.576	2.800	99.154
3.25	3.125	0.138	0.671	99.825
3.50	3.375	0.028	0.136	99.961
3.75	3.625	0.008	0.039	100.000
4.00	3.875	0.000	0.000	100.000
5.00	4.500	0.000	0.000	100.000

Statistical Results			
Mean:	1.5887	phi	(0.3325 mm)
Standard Dev:	0.7636	phi-units	(0.589 mm)
Skewness:	-0.4692	dimensionless	
Kurtosis:	2.9819	dimensionless	
5th Moment:	-3.8546	dimensionless	
6th Moment:	14.7923	dimensionless	
RARD *	0.4806	dimensionless	
Median	1.5196	phi	(0.3488 mm)

* RARD = reciprocal absolute relative dispersion (see below)

Statistical Explanation	
Calculations based on the Method of Moments	
Skewness: 3rd Stand. Moment; Exact Gaussian = 0.0	
Kurtosis: 4th Stand. Moment; Exact Gaussian = 3.0	
For Further Explanation, See Calculation Sheets	
Millimeter data calculated by $mm = 2^{(-phi)}$	

Reciprocal Absolute Relative Dispersion (RARD) Scale	
< 0.5	Excellent homogeneity (e.g., beaches)
0.5 to 1.0	Good homogeneity
1.0 to 1.33	Fair homogeneity
> 1.33	Poor homogeneity (e.g., glacial)

