

Onshore Grab Sample

Sample: FG-08-SS
Sample Taken By: J. Ladner
Sample Collected On: 12/3/03
Splits? N/A

County: Flagler
Latitude: 29° 34' 21.4"
Longitude: 81° 10' 17.4"
Datum: NAD 83
Surf. Elev: N/A
Datum: N/A

Fine Data Summary

Total Sample Weight 78.808 grams
Total Fines in Sample 0.325 grams
Total Percent Fines 0.41 %

Dry Sieving Summary

Total Sample Weight 78.617 grams
Total Digested Weight 57.320 grams
Total Carbonate Weight 21.297 grams
Total Silica % 72.91 %
Total Carbonate % 27.09 %
Carbonate/Silica Ratio 0.372

General Comments:

None

Description

Worked By: M. Lachance

Pre-Digestion Grain Size Distribution

Onshore Grab Sample

Sample: FG-08-SS

Total Sample Mass: 78.617 grams

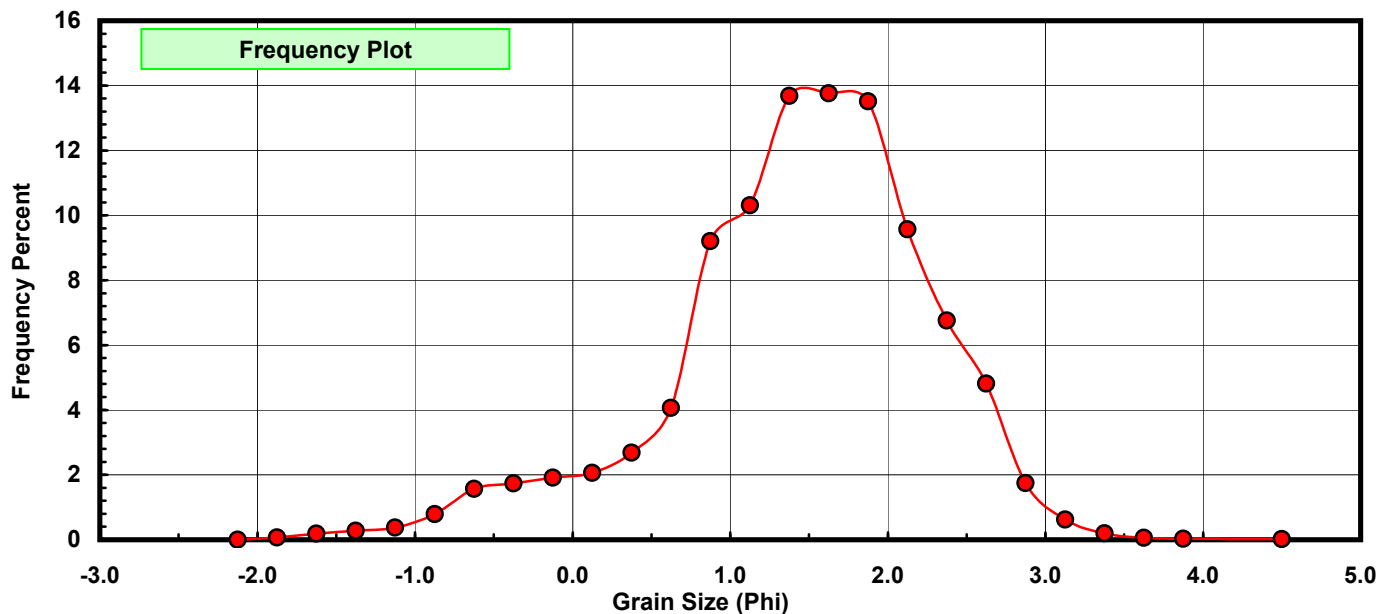
Sieve Size (phi)	Sieve Midpt (phi)	Weight (grams)	Freq Weight %	Cumulative Weight %
-2.00	-2.125	0.000	0.000	0.000
-1.75	-1.875	0.052	0.066	0.066
-1.50	-1.625	0.149	0.190	0.256
-1.25	-1.375	0.220	0.280	0.536
-1.00	-1.125	0.298	0.379	0.915
-0.75	-0.875	0.617	0.785	1.699
-0.50	-0.625	1.231	1.566	3.265
-0.25	-0.375	1.366	1.738	5.003
0.00	-0.125	1.502	1.911	6.913
0.25	0.125	1.619	2.059	8.973
0.50	0.375	2.106	2.679	11.651
0.75	0.625	3.196	4.065	15.717
1.00	0.875	7.237	9.205	24.922
1.25	1.125	8.101	10.304	35.226
1.50	1.375	10.757	13.683	48.909
1.75	1.625	10.818	13.760	62.670
2.00	1.875	10.626	13.516	76.186
2.25	2.125	7.523	9.569	85.755
2.50	2.375	5.313	6.758	92.513
2.75	2.625	3.781	4.809	97.322
3.00	2.875	1.376	1.750	99.073
3.25	3.125	0.486	0.618	99.691
3.50	3.375	0.153	0.195	99.886
3.75	3.625	0.047	0.060	99.945
4.00	3.875	0.027	0.034	99.980
5.00	4.500	0.016	0.020	100.000

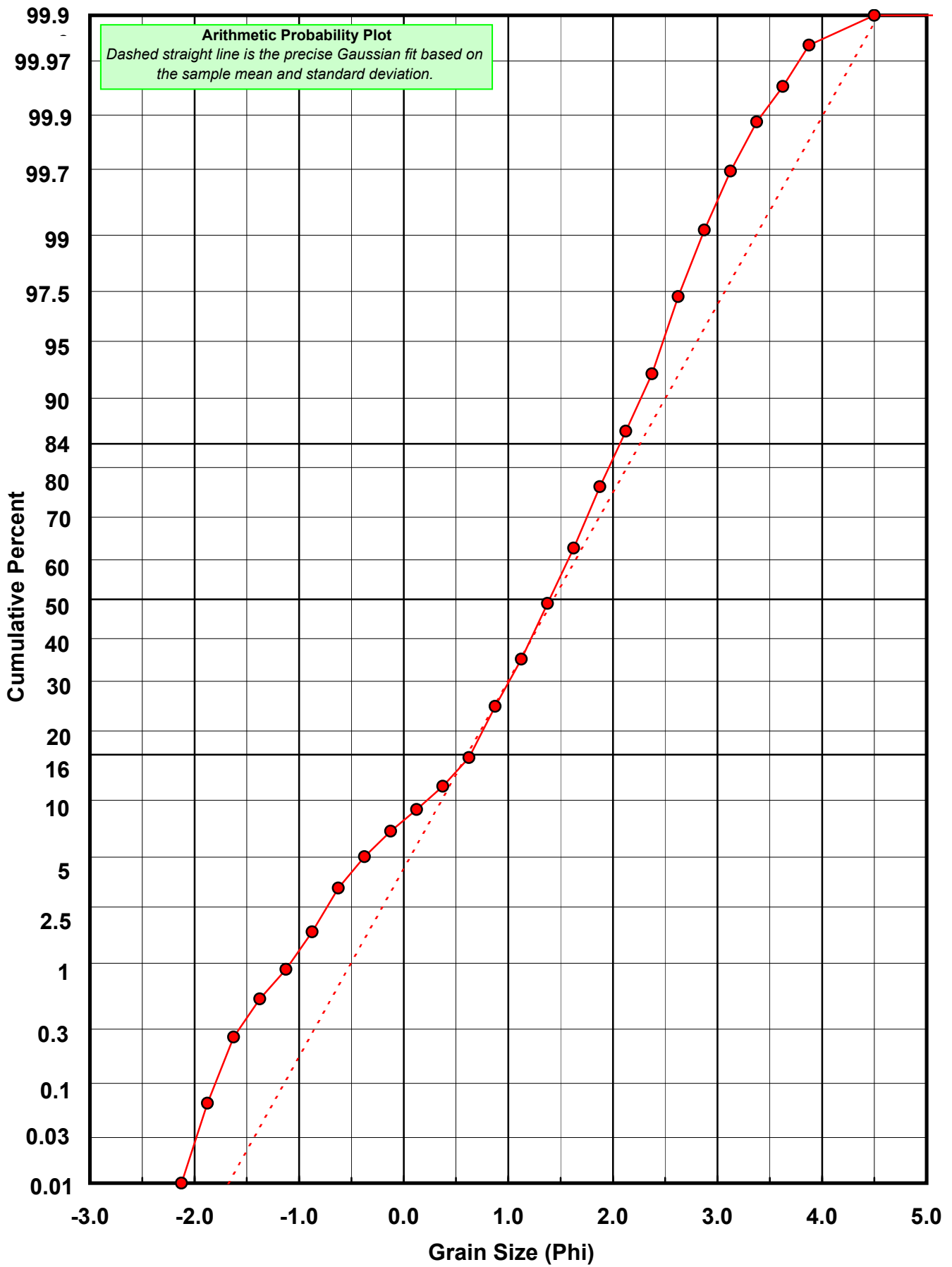
Statistical Results			
Mean:	1.4324	phi	(0.3705 mm)
Standard Dev:	0.8346	phi-units	(0.5607 mm)
Skewness:	-0.7534	dimensionless	
Kurtosis:	3.9223	dimensionless	
5th Moment:	-7.1456	dimensionless	
6th Moment:	27.4667	dimensionless	
RARD *	0.5826	dimensionless	
Median	1.3948	phi	(0.3803 mm)

* RARD = reciprocal absolute relative dispersion (see below)

Statistical Explanation
Calculations based on the Method of Moments
Skewness: 3rd Stand. Moment; Exact Gaussian = 0.0
Kurtosis: 4th Stand. Moment; Exact Gaussian = 3.0
For Further Explanation, See Calculation Sheets
Millimeter data calculated by $mm = 2^{(-phi)}$

Reciprocal Absolute Relative Dispersion (RARD) Scale	
< 0.5	Excellent homogeneity (e.g., beaches)
0.5 to 1.0	Good homogeneity
1.0 to 1.33	Fair homogeneity
> 1.33	Poor homogeneity (e.g., glacial)





Carbonate Grain Size Distribution

Onshore Grab Sample

Sample: FG-08-SS

Total Carbonate Mass: 21.630 grams

% Carbonate: 27.1 %

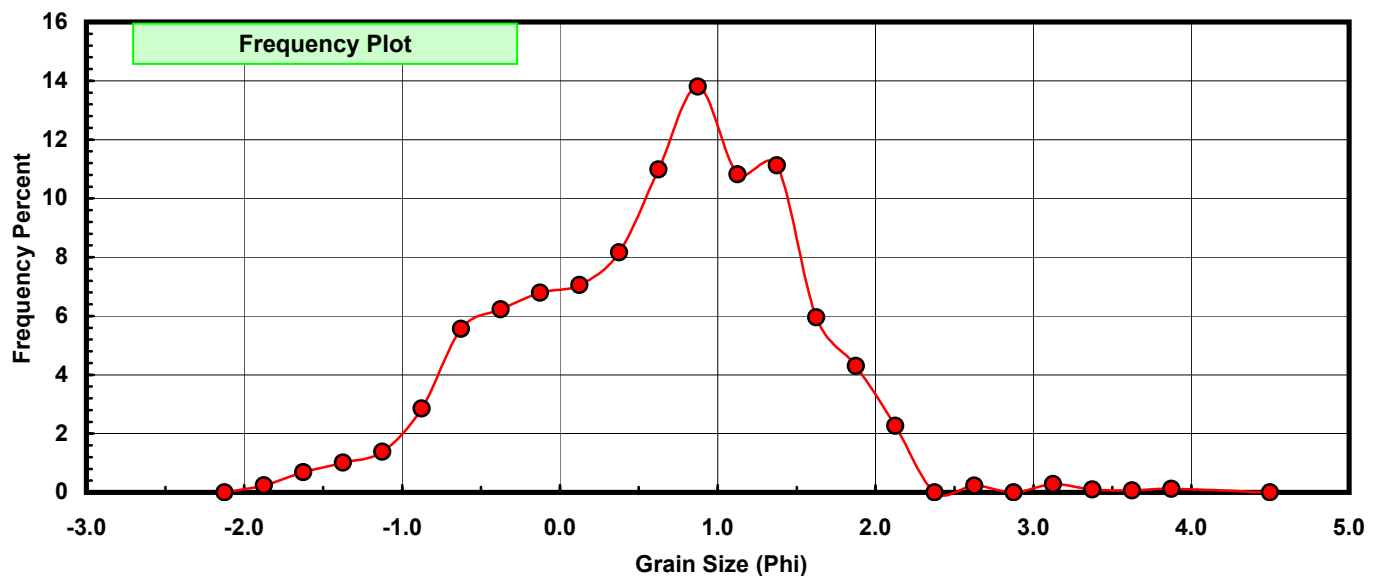
Sieve Size (phi)	Sieve Midpt (phi)	Weight (grams)	Freq Weight %	Cumulative Weight %
-2.00	-2.125	0.000	0.000	0.000
-1.75	-1.875	0.052	0.240	0.240
-1.50	-1.625	0.149	0.689	0.929
-1.25	-1.375	0.220	1.017	1.946
-1.00	-1.125	0.298	1.378	3.324
-0.75	-0.875	0.617	2.853	6.177
-0.50	-0.625	1.203	5.562	11.738
-0.25	-0.375	1.346	6.223	17.961
0.00	-0.125	1.468	6.787	24.748
0.25	0.125	1.525	7.050	31.798
0.50	0.375	1.765	8.160	39.958
0.75	0.625	2.375	10.980	50.939
1.00	0.875	2.985	13.800	64.739
1.25	1.125	2.339	10.814	75.552
1.50	1.375	2.407	11.128	86.681
1.75	1.625	1.288	5.955	92.635
2.00	1.875	0.930	4.300	96.935
2.25	2.125	0.490	2.265	99.200
2.50	2.375	0.000	0.000	99.200
2.75	2.625	0.049	0.227	99.427
3.00	2.875	0.000	0.000	99.427
3.25	3.125	0.061	0.282	99.709
3.50	3.375	0.022	0.102	99.810
3.75	3.625	0.015	0.069	99.880
4.00	3.875	0.026	0.120	100.000
5.00	4.500	0.000	0.000	100.000

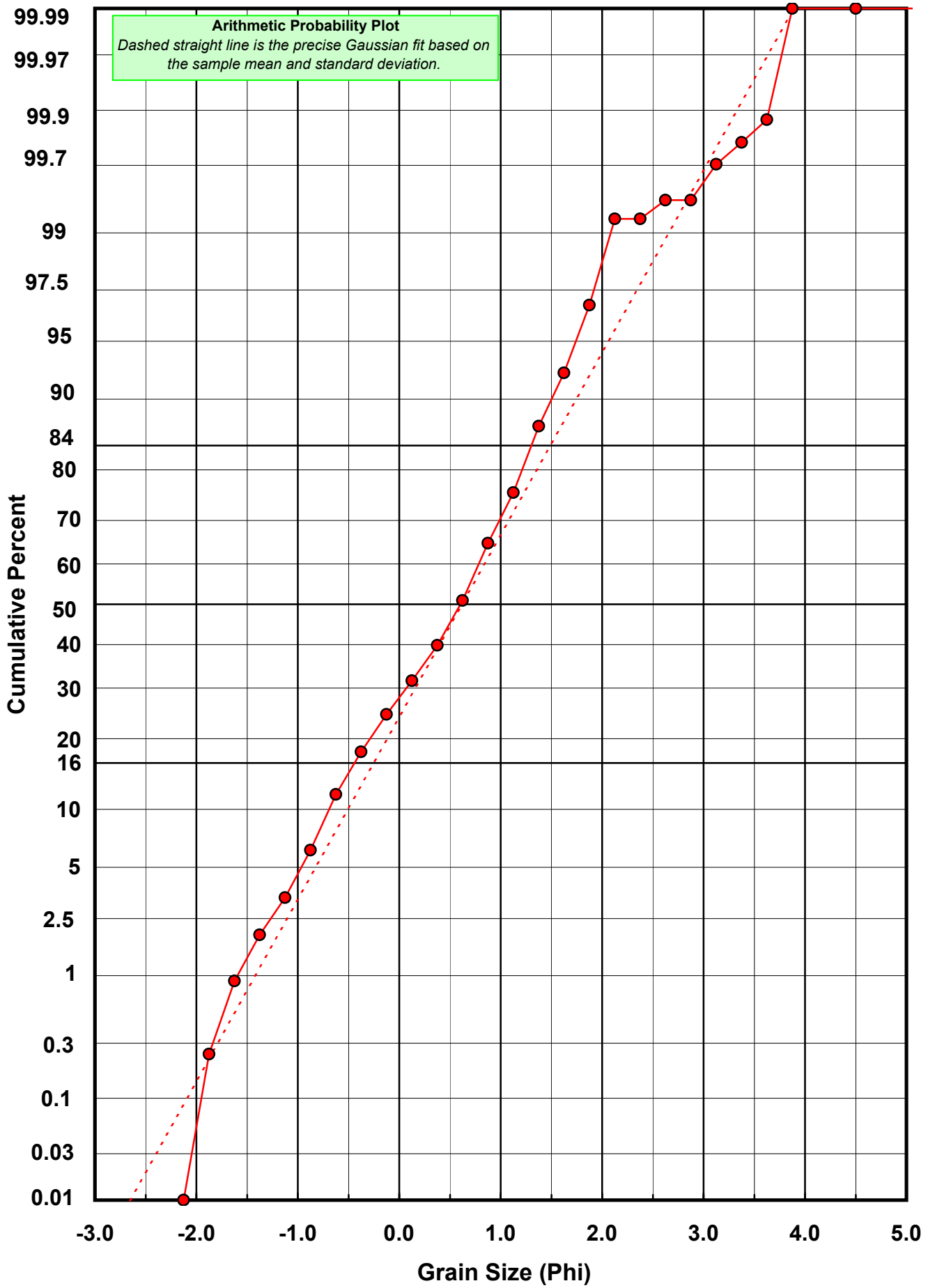
Statistical Results			
Mean:	0.6176	phi	(0.6517 mm)
Standard Dev:	0.8786	phi-units	(0.5439 mm)
Skewness:	-0.2085	dimensionless	
Kurtosis:	2.8919	dimensionless	
5th Moment:	-0.1700	dimensionless	
6th Moment:	15.5784	dimensionless	
RARD *	1.4225	dimensionless	
Median	0.6036	phi	(0.6581 mm)

* RARD = reciprocal absolute relative dispersion (see below)

Statistical Explanation	
Calculations based on the Method of Moments	
Skewness: 3rd Stand. Moment; Exact Gaussian = 0.0	
Kurtosis: 4th Stand. Moment; Exact Gaussian = 3.0	
For Further Explanation, See Calculation Sheets	
Millimeter data calculated by $mm = 2^{(-phi)}$	

Reciprocal Absolute Relative Dispersion (RARD) Scale	
< 0.5	Excellent homogeneity (e.g., beaches)
0.5 to 1.0	Good homogeneity
1.0 to 1.33	Fair homogeneity
> 1.33	Poor homogeneity (e.g., glacial)





Post-Digestion Grain Size Distribution

Onshore Grab Sample

Sample: FG-08-SS

Total Digested Mass: 57.314 grams

% Silica: 72.9 %

Sieve Size (phi)	Sieve Midpt (phi)	Weight (grams)	Freq Weight %	Cumulative Weight %
-2.00	-2.125	0.000	0.000	0.000
-1.75	-1.875	0.000	0.000	0.000
-1.50	-1.625	0.000	0.000	0.000
-1.25	-1.375	0.000	0.000	0.000
-1.00	-1.125	0.000	0.000	0.000
-0.75	-0.875	0.000	0.000	0.000
-0.50	-0.625	0.028	0.049	0.049
-0.25	-0.375	0.020	0.035	0.084
0.00	-0.125	0.034	0.059	0.143
0.25	0.125	0.094	0.164	0.307
0.50	0.375	0.341	0.595	0.902
0.75	0.625	0.821	1.432	2.335
1.00	0.875	4.252	7.419	9.753
1.25	1.125	5.762	10.053	19.807
1.50	1.375	8.350	14.569	34.376
1.75	1.625	9.530	16.628	51.003
2.00	1.875	9.696	16.917	67.921
2.25	2.125	7.033	12.271	80.192
2.50	2.375	5.542	9.670	89.861
2.75	2.625	3.732	6.511	96.373
3.00	2.875	1.490	2.600	98.972
3.25	3.125	0.425	0.742	99.714
3.50	3.375	0.131	0.229	99.942
3.75	3.625	0.032	0.056	99.998
4.00	3.875	0.001	0.002	100.000
5.00	4.500	0.000	0.000	100.000

Statistical Results			
Mean:	1.7457	phi	(0.2982 mm)
Standard Dev:	0.5723	phi-units	(0.6726 mm)
Skewness:	0.0500	dimensionless	
Kurtosis:	2.7921	dimensionless	
5th Moment:	-0.2547	dimensionless	
6th Moment:	14.2068	dimensionless	
RARD *	0.3278	dimensionless	
Median	1.6099	phi	(0.3276 mm)

* RARD = reciprocal absolute relative dispersion (see below)

Statistical Explanation	
Calculations based on the Method of Moments	
Skewness: 3rd Stand. Moment; Exact Gaussian = 0.0	
Kurtosis: 4th Stand. Moment; Exact Gaussian = 3.0	
For Further Explanation, See Calculation Sheets	
Millimeter data calculated by $mm = 2^{(-phi)}$	

Reciprocal Absolute Relative Dispersion (RARD) Scale	
< 0.5	Excellent homogeneity (e.g., beaches)
0.5 to 1.0	Good homogeneity
1.0 to 1.33	Fair homogeneity
> 1.33	Poor homogeneity (e.g., glacial)

