

Onshore Grab Sample

Sample: FG-06-SS
Sample Taken By: J. Ladner
Sample Collected On: 12/3/03
Splits? N/A

County: Flagler
Latitude: 29° 35' 49.5"
Longitude: 81° 10' 54.7"
Datum: NAD 83
Surf. Elev: N/A
Datum: N/A

Fine Data Summary

Total Sample Weight 79.741 grams
Total Fines in Sample 0.942 grams
Total Percent Fines 1.17 %

Dry Sieving Summary

Total Sample Weight 78.660 grams
Total Digested Weight 56.449 grams
Total Carbonate Weight 22.211 grams
Total Silica % 71.76 %
Total Carbonate % 28.24 %
Carbonate/Silica Ratio 0.393

General Comments:

None

Description

Worked By: M. Lachance

Pre-Digestion Grain Size Distribution

Onshore Grab Sample

Sample: FG-06-SS

Total Sample Mass: 78.660 grams

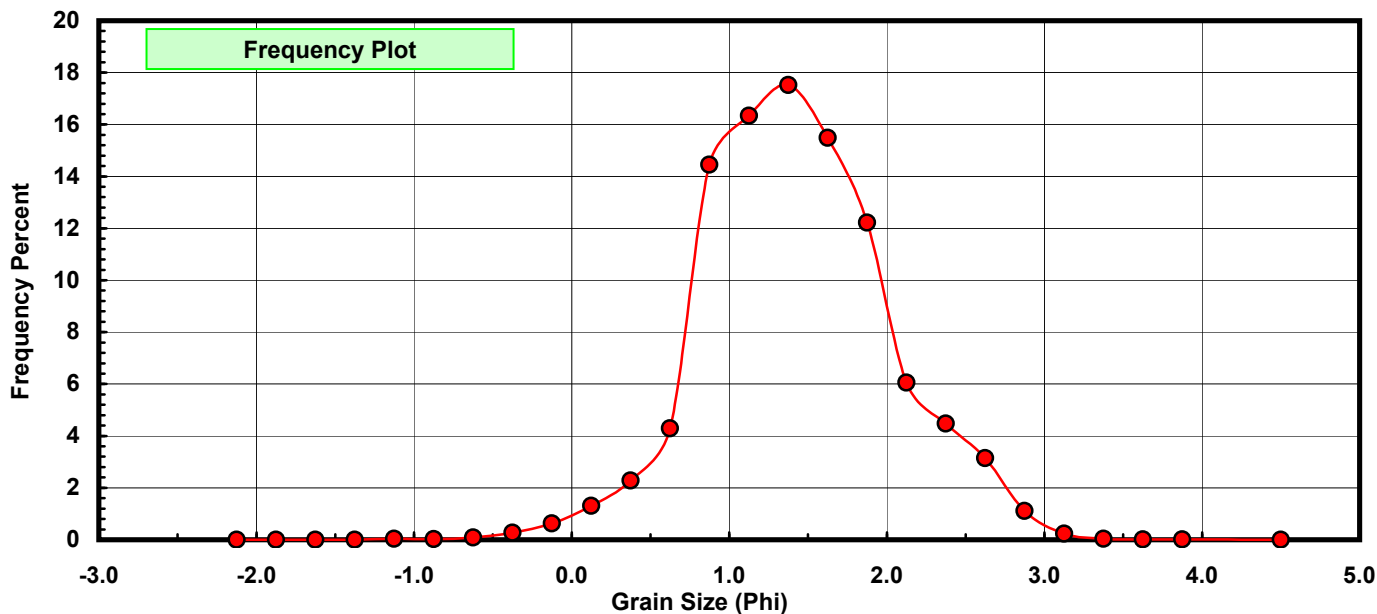
Sieve Size (phi)	Sieve Midpt (phi)	Weight (grams)	Freq Weight %	Cumulative Weight %
-2.00	-2.125	0.000	0.000	0.000
-1.75	-1.875	0.000	0.000	0.000
-1.50	-1.625	0.000	0.000	0.000
-1.25	-1.375	0.000	0.000	0.000
-1.00	-1.125	0.028	0.036	0.036
-0.75	-0.875	0.017	0.022	0.057
-0.50	-0.625	0.070	0.089	0.146
-0.25	-0.375	0.213	0.271	0.417
0.00	-0.125	0.493	0.627	1.044
0.25	0.125	1.032	1.312	2.356
0.50	0.375	1.792	2.278	4.634
0.75	0.625	3.378	4.294	8.928
1.00	0.875	11.372	14.457	23.385
1.25	1.125	12.848	16.334	39.719
1.50	1.375	13.785	17.525	57.244
1.75	1.625	12.183	15.488	72.732
2.00	1.875	9.607	12.213	84.945
2.25	2.125	4.758	6.049	90.994
2.50	2.375	3.517	4.471	95.465
2.75	2.625	2.471	3.141	98.607
3.00	2.875	0.872	1.109	99.715
3.25	3.125	0.182	0.231	99.947
3.50	3.375	0.025	0.032	99.978
3.75	3.625	0.009	0.011	99.990
4.00	3.875	0.008	0.010	100.000
5.00	4.500	0.000	0.000	100.000

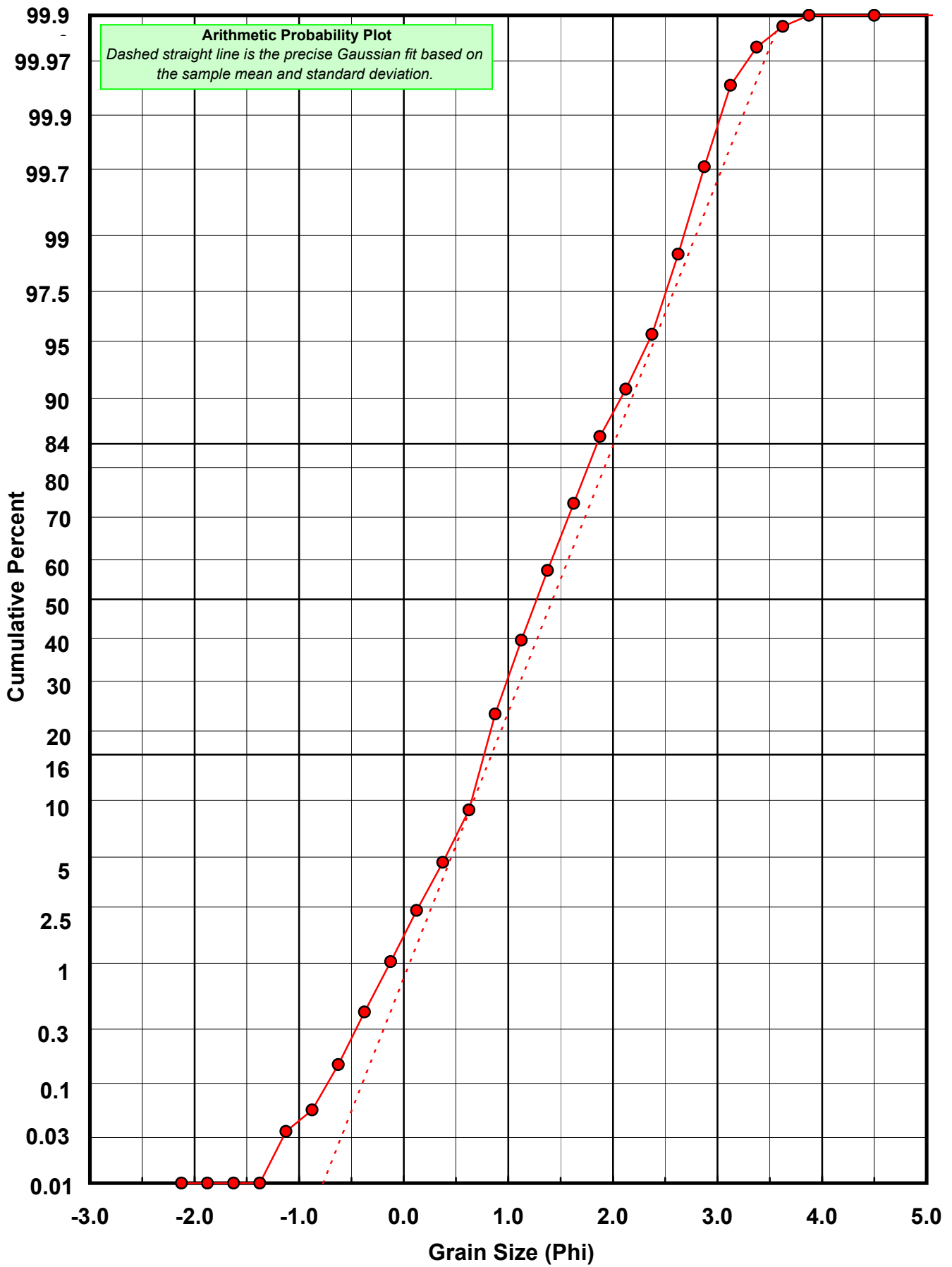
Statistical Results			
Mean:	1.4242	phi	(0.3726 mm)
Standard Dev:	0.5896	phi-units	(0.6645 mm)
Skewness:	0.0783	dimensionless	
Kurtosis:	3.3477	dimensionless	
5th Moment:	-0.5205	dimensionless	
6th Moment:	20.0169	dimensionless	
RARD *	0.4140	dimensionless	
Median	1.2717	phi	(0.4142 mm)

* RARD = reciprocal absolute relative dispersion (see below)

Statistical Explanation	
Calculations based on the Method of Moments	
Skewness: 3rd Stand. Moment; Exact Gaussian = 0.0	
Kurtosis: 4th Stand. Moment; Exact Gaussian = 3.0	
For Further Explanation, See Calculation Sheets	
Millimeter data calculated by $mm = 2^{(-\phi)}$	

Reciprocal Absolute Relative Dispersion (RARD) Scale	
< 0.5	Excellent homogeneity (e.g., beaches)
0.5 to 1.0	Good homogeneity
1.0 to 1.33	Fair homogeneity
> 1.33	Poor homogeneity (e.g., glacial)





Carbonate Grain Size Distribution

Onshore Grab Sample

Sample: FG-06-SS

Total Carbonate Mass: 22.658 grams

% Carbonate: 28.2 %

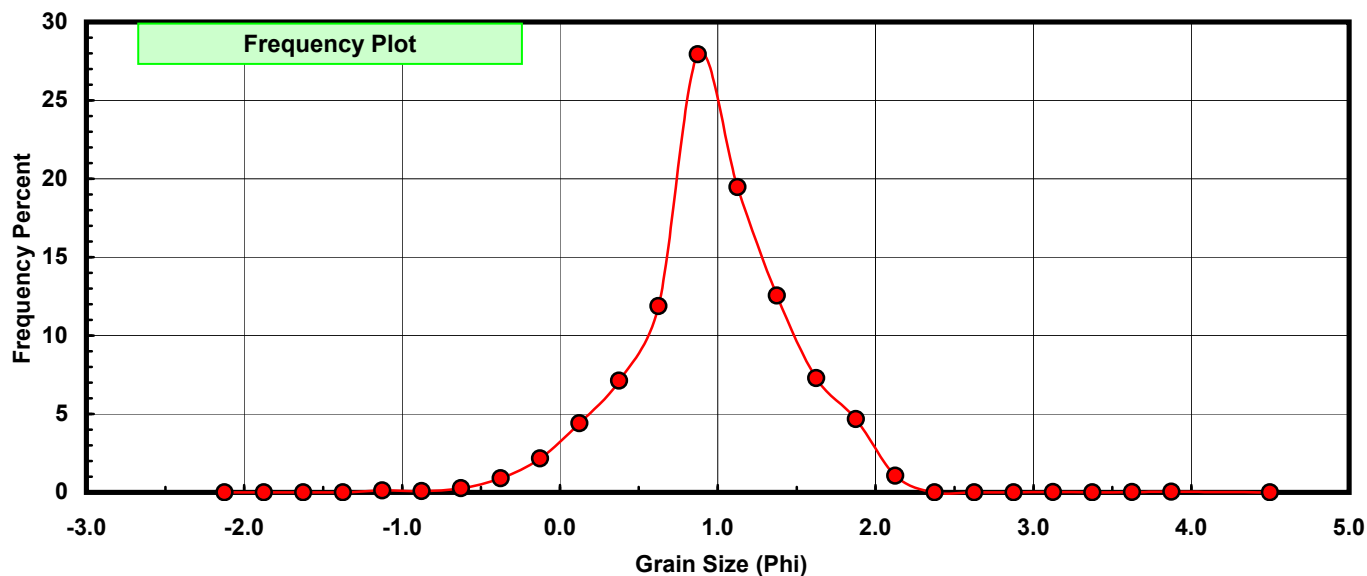
Sieve Size (phi)	Sieve Midpt (phi)	Weight (grams)	Freq Weight %	Cumulative Weight %
-2.00	-2.125	0.000	0.000	0.000
-1.75	-1.875	0.000	0.000	0.000
-1.50	-1.625	0.000	0.000	0.000
-1.25	-1.375	0.000	0.000	0.000
-1.00	-1.125	0.028	0.124	0.124
-0.75	-0.875	0.017	0.075	0.199
-0.50	-0.625	0.062	0.274	0.472
-0.25	-0.375	0.205	0.905	1.377
0.00	-0.125	0.490	2.163	3.540
0.25	0.125	0.999	4.409	7.949
0.50	0.375	1.614	7.123	15.072
0.75	0.625	2.690	11.872	26.944
1.00	0.875	6.330	27.937	54.881
1.25	1.125	4.412	19.472	74.353
1.50	1.375	2.845	12.556	86.910
1.75	1.625	1.649	7.278	94.187
2.00	1.875	1.059	4.674	98.861
2.25	2.125	0.241	1.064	99.925
2.50	2.375	0.000	0.000	99.925
2.75	2.625	0.000	0.000	99.925
3.00	2.875	0.000	0.000	99.925
3.25	3.125	0.006	0.026	99.951
3.50	3.375	0.000	0.000	99.951
3.75	3.625	0.004	0.018	99.969
4.00	3.875	0.007	0.031	100.000
5.00	4.500	0.000	0.000	100.000

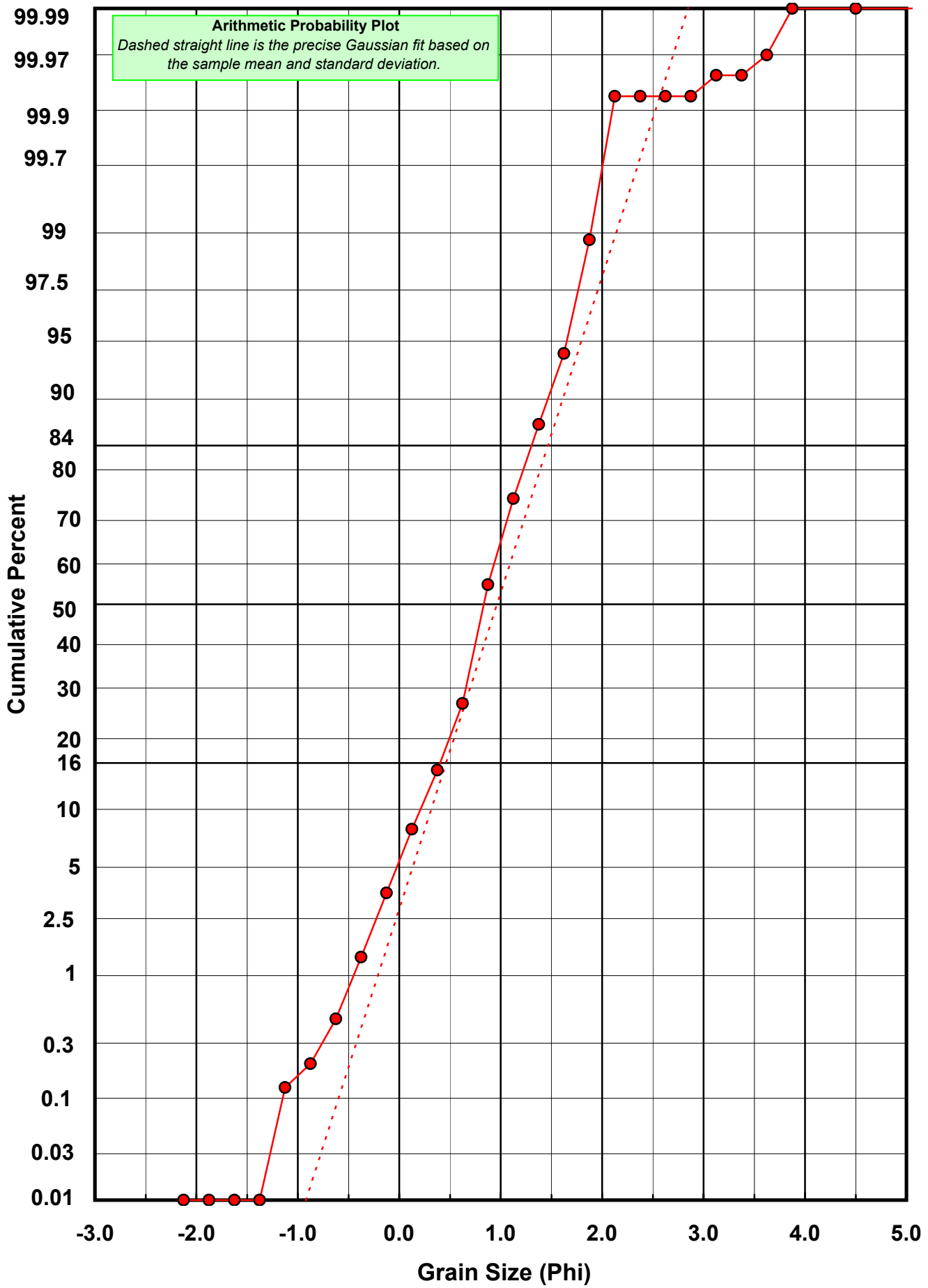
Statistical Results			
Mean:	0.9639	phi	(0.5127 mm)
Standard Dev:	0.5059	phi-units	(0.7042 mm)
Skewness:	-0.2081	dimensionless	
Kurtosis:	3.9461	dimensionless	
5th Moment:	-0.8042	dimensionless	
6th Moment:	38.6834	dimensionless	
RARD *	0.5248	dimensionless	
Median	0.8313	phi	(0.562 mm)

* RARD = reciprocal absolute relative dispersion (see below)

Statistical Explanation	
Calculations based on the Method of Moments	
Skewness: 3rd Stand. Moment; Exact Gaussian = 0.0	
Kurtosis: 4th Stand. Moment; Exact Gaussian = 3.0	
For Further Explanation, See Calculation Sheets	
Millimeter data calculated by $mm = 2^{(-phi)}$	

Reciprocal Absolute Relative Dispersion (RARD) Scale	
< 0.5	Excellent homogeneity (e.g., beaches)
0.5 to 1.0	Good homogeneity
1.0 to 1.33	Fair homogeneity
> 1.33	Poor homogeneity (e.g., glacial)





Post-Digestion Grain Size Distribution

Onshore Grab Sample

Sample: FG-06-SS

Total Digested Mass: 56.449 grams

% Silica: 71.8 %

Sieve Size (phi)	Sieve Midpt (phi)	Weight (grams)	Freq Weight %	Cumulative Weight %
-2.00	-2.125	0.000	0.000	0.000
-1.75	-1.875	0.000	0.000	0.000
-1.50	-1.625	0.000	0.000	0.000
-1.25	-1.375	0.000	0.000	0.000
-1.00	-1.125	0.000	0.000	0.000
-0.75	-0.875	0.000	0.000	0.000
-0.50	-0.625	0.008	0.014	0.014
-0.25	-0.375	0.008	0.014	0.028
0.00	-0.125	0.003	0.005	0.034
0.25	0.125	0.033	0.058	0.092
0.50	0.375	0.178	0.315	0.407
0.75	0.625	0.688	1.219	1.626
1.00	0.875	5.042	8.932	10.558
1.25	1.125	8.436	14.944	25.503
1.50	1.375	10.940	19.380	44.883
1.75	1.625	10.534	18.661	63.544
2.00	1.875	8.548	15.143	78.687
2.25	2.125	4.517	8.002	86.689
2.50	2.375	3.551	6.291	92.980
2.75	2.625	2.675	4.739	97.718
3.00	2.875	1.078	1.910	99.628
3.25	3.125	0.176	0.312	99.940
3.50	3.375	0.028	0.050	99.989
3.75	3.625	0.005	0.009	99.998
4.00	3.875	0.001	0.002	100.000
5.00	4.500	0.000	0.000	100.000

Statistical Results			
Mean:	1.6192	phi	(0.3255 mm)
Standard Dev:	0.5249	phi-units	(0.695 mm)
Skewness:	0.4199	dimensionless	
Kurtosis:	2.8267	dimensionless	
5th Moment:	2.5329	dimensionless	
6th Moment:	13.2391	dimensionless	
RARD *	0.3242	dimensionless	
Median	1.4436	phi	(0.3677 mm)

* RARD = reciprocal absolute relative dispersion (see below)

Statistical Explanation	
Calculations based on the Method of Moments	
Skewness: 3rd Stand. Moment; Exact Gaussian = 0.0	
Kurtosis: 4th Stand. Moment; Exact Gaussian = 3.0	
For Further Explanation, See Calculation Sheets	
Millimeter data calculated by $mm = 2^{(-phi)}$	

Reciprocal Absolute Relative Dispersion (RARD) Scale	
< 0.5	Excellent homogeneity (e.g., beaches)
0.5 to 1.0	Good homogeneity
1.0 to 1.33	Fair homogeneity
> 1.33	Poor homogeneity (e.g., glacial)

