

Onshore Grab Sample

Sample: FG-05-SS
Sample Taken By: J. Ladner
Sample Collected On: 12/3/03
Splits? N/A

County: Flagler
Latitude: 29° 36' 34.4"
Longitude: 81° 11' 13.0"
Datum: NAD 83
Surf. Elev: N/A
Datum: N/A

Fine Data Summary

Total Sample Weight 94.015 grams
Total Fines in Sample 0.791 grams
Total Percent Fines 0.83 %

Dry Sieving Summary

Total Sample Weight 93.249 grams
Total Digested Weight 56.878 grams
Total Carbonate Weight 36.371 grams
Total Silica % 61.00 %
Total Carbonate % 39.00 %
Carbonate/Silica Ratio 0.639

General Comments:

None

Description

Worked By: M. Lachance

Pre-Digestion Grain Size Distribution

Onshore Grab Sample

Sample: FG-05-SS

Total Sample Mass: 93.249 grams

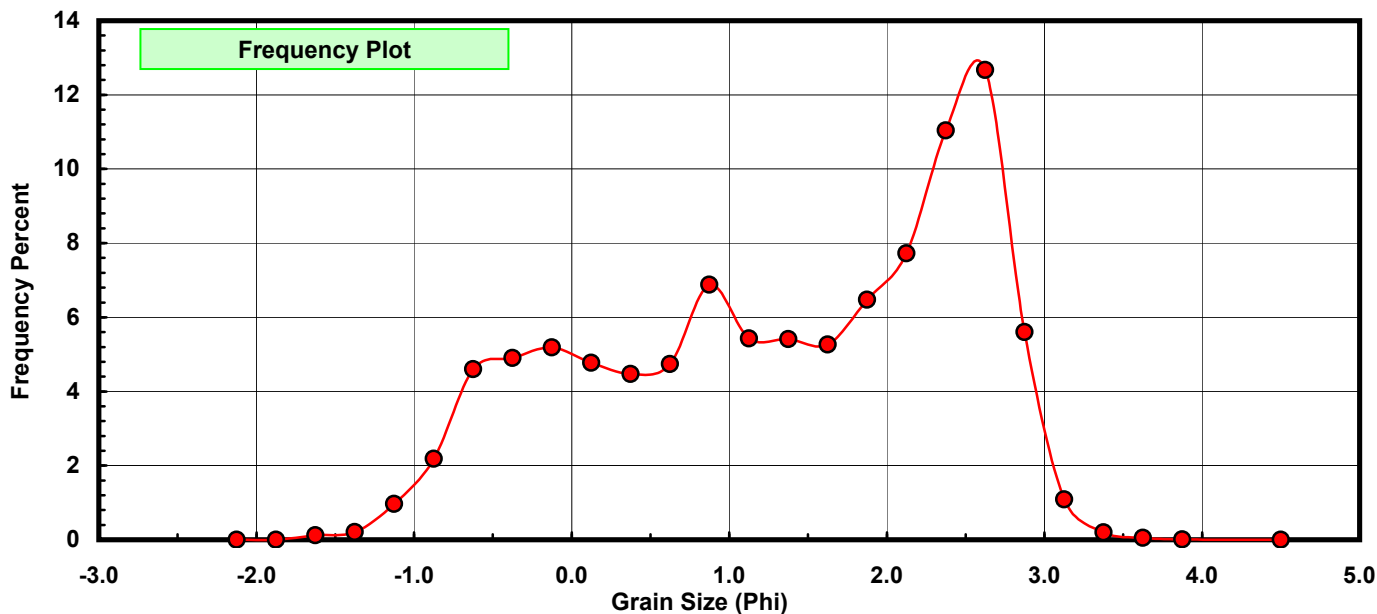
Sieve Size (phi)	Sieve Midpt (phi)	Weight (grams)	Freq Weight %	Cumulative Weight %
-2.00	-2.125	0.000	0.000	0.000
-1.75	-1.875	0.000	0.000	0.000
-1.50	-1.625	0.109	0.117	0.117
-1.25	-1.375	0.193	0.207	0.324
-1.00	-1.125	0.905	0.971	1.294
-0.75	-0.875	2.038	2.186	3.480
-0.50	-0.625	4.290	4.601	8.081
-0.25	-0.375	4.574	4.905	12.986
0.00	-0.125	4.838	5.188	18.174
0.25	0.125	4.450	4.772	22.946
0.50	0.375	4.173	4.475	27.421
0.75	0.625	4.416	4.736	32.157
1.00	0.875	6.411	6.875	39.032
1.25	1.125	5.059	5.425	44.457
1.50	1.375	5.050	5.416	49.873
1.75	1.625	4.912	5.268	55.141
2.00	1.875	6.035	6.472	61.612
2.25	2.125	7.203	7.724	69.337
2.50	2.375	10.297	11.042	80.379
2.75	2.625	11.815	12.670	93.050
3.00	2.875	5.224	5.602	98.652
3.25	3.125	1.011	1.084	99.736
3.50	3.375	0.186	0.199	99.936
3.75	3.625	0.051	0.055	99.990
4.00	3.875	0.008	0.009	99.999
5.00	4.500	0.001	0.001	100.000

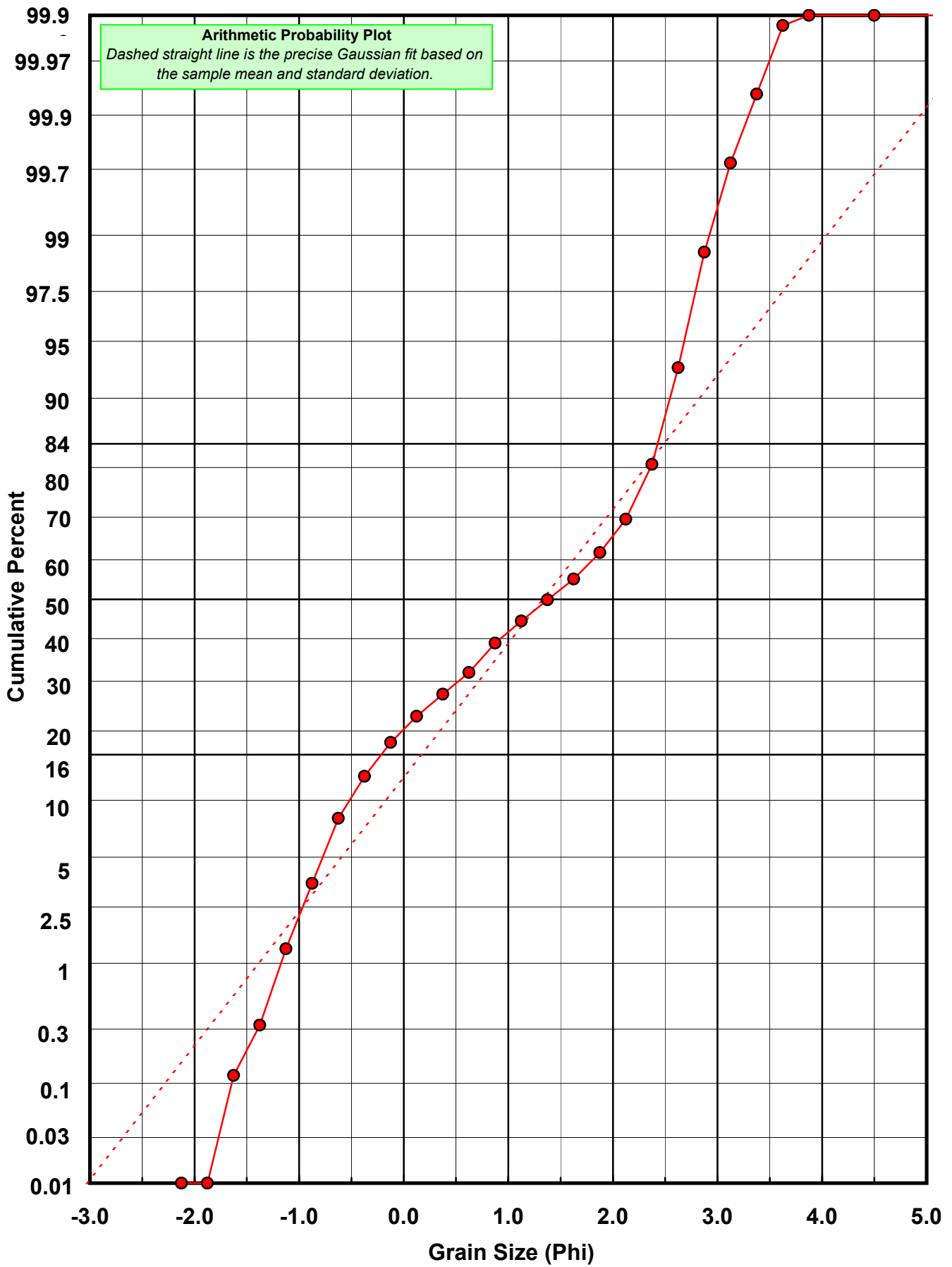
Statistical Results			
Mean:	1.3296	phi	(0.3979 mm)
Standard Dev:	1.1703	phi-units	(0.4443 mm)
Skewness:	-0.3743	dimensionless	
Kurtosis:	1.9138	dimensionless	
5th Moment:	-1.6783	dimensionless	
6th Moment:	5.0429	dimensionless	
RARD *	0.8802	dimensionless	
Median	1.3810	phi	(0.3839 mm)

* RARD = reciprocal absolute relative dispersion (see below)

Statistical Explanation
Calculations based on the Method of Moments
Skewness: 3rd Stand. Moment; Exact Gaussian = 0.0
Kurtosis: 4th Stand. Moment; Exact Gaussian = 3.0
For Further Explanation, See Calculation Sheets
Millimeter data calculated by $mm = 2^{(-\phi)}$

Reciprocal Absolute Relative Dispersion (RARD) Scale	
< 0.5	Excellent homogeneity (e.g., beaches)
0.5 to 1.0	Good homogeneity
1.0 to 1.33	Fair homogeneity
> 1.33	Poor homogeneity (e.g., glacial)





Carbonate Grain Size Distribution

Onshore Grab Sample

Sample: FG-05-SS

Total Carbonate Mass: 37.260 grams

% Carbonate: 39.0 %

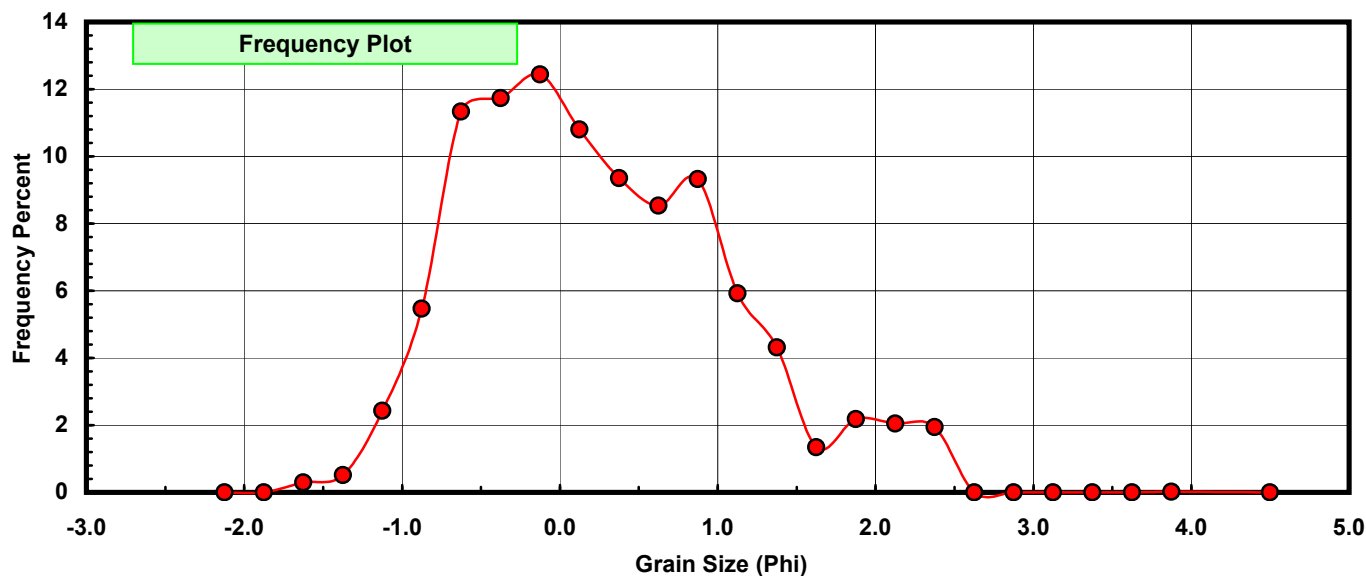
Sieve Size (phi)	Sieve Midpt (phi)	Weight (grams)	Freq Weight %	Cumulative Weight %
-2.00	-2.125	0.000	0.000	0.000
-1.75	-1.875	0.000	0.000	0.000
-1.50	-1.625	0.109	0.293	0.293
-1.25	-1.375	0.193	0.518	0.811
-1.00	-1.125	0.905	2.429	3.239
-0.75	-0.875	2.038	5.470	8.709
-0.50	-0.625	4.224	11.337	20.046
-0.25	-0.375	4.372	11.734	31.779
0.00	-0.125	4.635	12.440	44.219
0.25	0.125	4.023	10.797	55.016
0.50	0.375	3.485	9.353	64.369
0.75	0.625	3.179	8.532	72.901
1.00	0.875	3.473	9.321	82.222
1.25	1.125	2.208	5.926	88.148
1.50	1.375	1.609	4.318	92.466
1.75	1.625	0.500	1.342	93.808
2.00	1.875	0.813	2.182	95.990
2.25	2.125	0.763	2.048	98.038
2.50	2.375	0.725	1.946	99.984
2.75	2.625	0.000	0.000	99.984
3.00	2.875	0.000	0.000	99.984
3.25	3.125	0.000	0.000	99.984
3.50	3.375	0.000	0.000	99.984
3.75	3.625	0.000	0.000	99.984
4.00	3.875	0.006	0.016	100.000
5.00	4.500	0.000	0.000	100.000

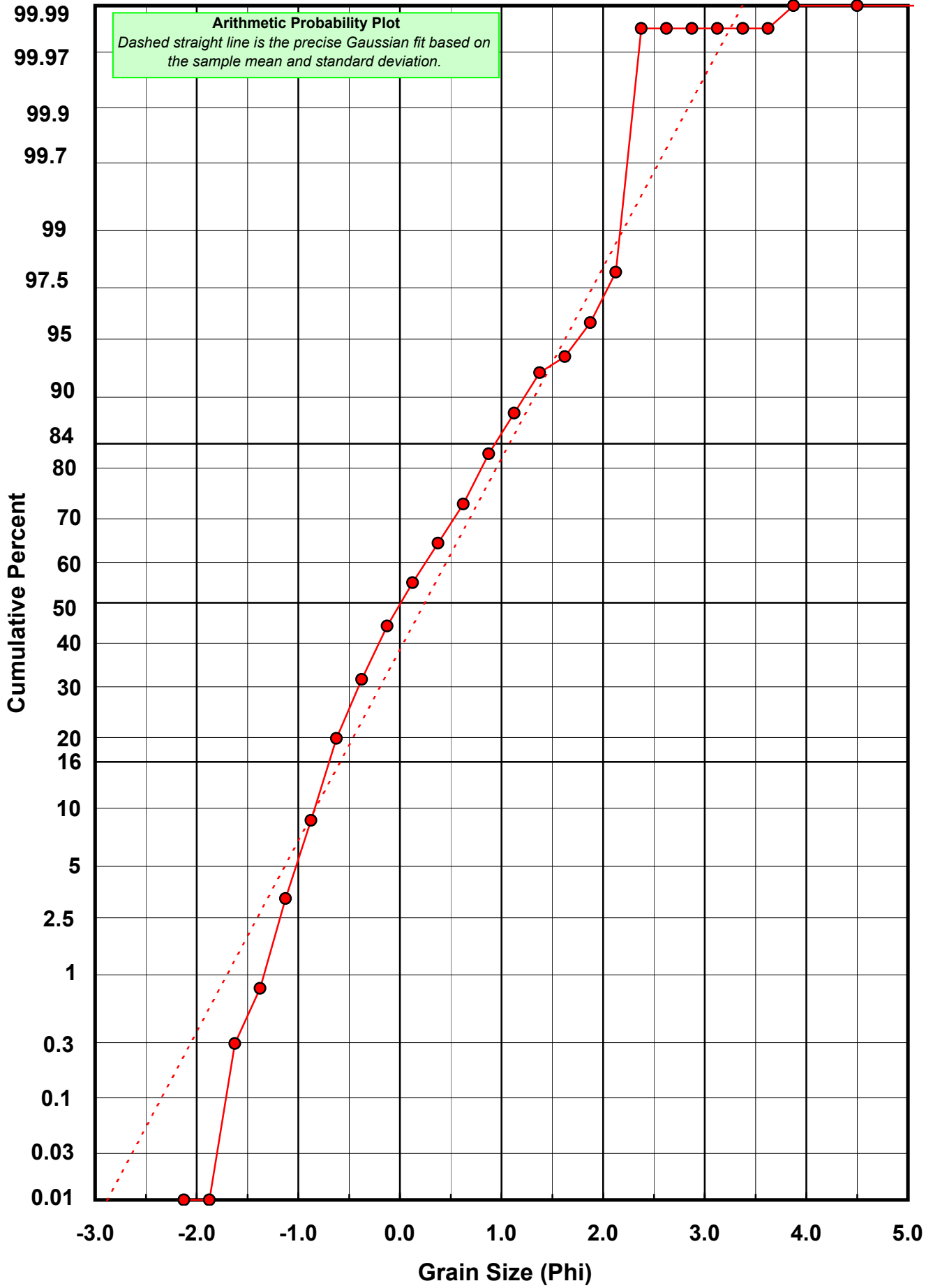
Statistical Results			
Mean:	0.2451	phi	(0.8438 mm)
Standard Dev:	0.8394	phi-units	(0.5589 mm)
Skewness:	0.5258	dimensionless	
Kurtosis:	2.7668	dimensionless	
5th Moment:	3.6175	dimensionless	
6th Moment:	12.5036	dimensionless	
RARD *	3.4249	dimensionless	
Median	0.0089	phi	(0.9939 mm)

* RARD = reciprocal absolute relative dispersion (see below)

Statistical Explanation	
Calculations based on the Method of Moments	
Skewness: 3rd Stand. Moment; Exact Gaussian = 0.0	
Kurtosis: 4th Stand. Moment; Exact Gaussian = 3.0	
For Further Explanation, See Calculation Sheets	
Millimeter data calculated by $mm = 2^{(-phi)}$	

Reciprocal Absolute Relative Dispersion (RARD) Scale	
< 0.5	Excellent homogeneity (e.g., beaches)
0.5 to 1.0	Good homogeneity
1.0 to 1.33	Fair homogeneity
> 1.33	Poor homogeneity (e.g., glacial)





Post-Digestion Grain Size Distribution

Onshore Grab Sample

Sample: FG-05-SS

Total Digested Mass: 56.876 grams

% Silica: 61.0 %

Sieve Size (phi)	Sieve Midpt (phi)	Weight (grams)	Freq Weight %	Cumulative Weight %
-2.00	-2.125	0.000	0.000	0.000
-1.75	-1.875	0.000	0.000	0.000
-1.50	-1.625	0.000	0.000	0.000
-1.25	-1.375	0.000	0.000	0.000
-1.00	-1.125	0.000	0.000	0.000
-0.75	-0.875	0.000	0.000	0.000
-0.50	-0.625	0.066	0.116	0.116
-0.25	-0.375	0.202	0.355	0.471
0.00	-0.125	0.203	0.357	0.828
0.25	0.125	0.427	0.751	1.579
0.50	0.375	0.688	1.210	2.789
0.75	0.625	1.237	2.175	4.963
1.00	0.875	2.938	5.166	10.129
1.25	1.125	2.851	5.013	15.142
1.50	1.375	3.441	6.050	21.192
1.75	1.625	4.412	7.757	28.949
2.00	1.875	5.222	9.181	38.130
2.25	2.125	6.440	11.323	49.453
2.50	2.375	9.572	16.830	66.283
2.75	2.625	12.030	21.151	87.434
3.00	2.875	5.719	10.055	97.489
3.25	3.125	1.180	2.075	99.564
3.50	3.375	0.194	0.341	99.905
3.75	3.625	0.052	0.091	99.996
4.00	3.875	0.002	0.004	100.000
5.00	4.500	0.000	0.000	100.000

Statistical Results			
Mean:	2.0640	phi	(0.2392 mm)
Standard Dev:	0.7131	phi-units	(0.61 mm)
Skewness:	-0.8770	dimensionless	
Kurtosis:	3.2801	dimensionless	
5th Moment:	-6.7770	dimensionless	
6th Moment:	21.1833	dimensionless	
RARD *	0.3455	dimensionless	
Median	2.1331	phi	(0.228 mm)

* RARD = reciprocal absolute relative dispersion (see below)

Statistical Explanation	
Calculations based on the Method of Moments	
Skewness: 3rd Stand. Moment; Exact Gaussian = 0.0	
Kurtosis: 4th Stand. Moment; Exact Gaussian = 3.0	
For Further Explanation, See Calculation Sheets	
Millimeter data calculated by $mm = 2^{(-phi)}$	

Reciprocal Absolute Relative Dispersion (RARD) Scale	
< 0.5	Excellent homogeneity (e.g., beaches)
0.5 to 1.0	Good homogeneity
1.0 to 1.33	Fair homogeneity
> 1.33	Poor homogeneity (e.g., glacial)

