

Onshore Grab Sample

Sample: FG-04-BB
Sample Taken By: J. Ladner
Sample Collected On: 12/3/03
Splits? N/A

County: Flagler
Latitude: 29° 37' 22.9"
Longitude: 81° 11' 35.5"
Datum: NAD 83
Surf. Elev: N/A
Datum: N/A

Fine Data Summary

Total Sample Weight 54.668 grams
Total Fines in Sample 0.132 grams
Total Percent Fines 0.24 %

Dry Sieving Summary

Total Sample Weight 54.621 grams
Total Digested Weight 10.635 grams
Total Carbonate Weight 43.986 grams
Total Silica % 19.47 %
Total Carbonate % 80.53 %
Carbonate/Silica Ratio 4.136

General Comments:

None

Description

Worked By: M. Lachance

Pre-Digestion Grain Size Distribution

Onshore Grab Sample

Sample: FG-04-BB

Total Sample Mass: 54.621 grams

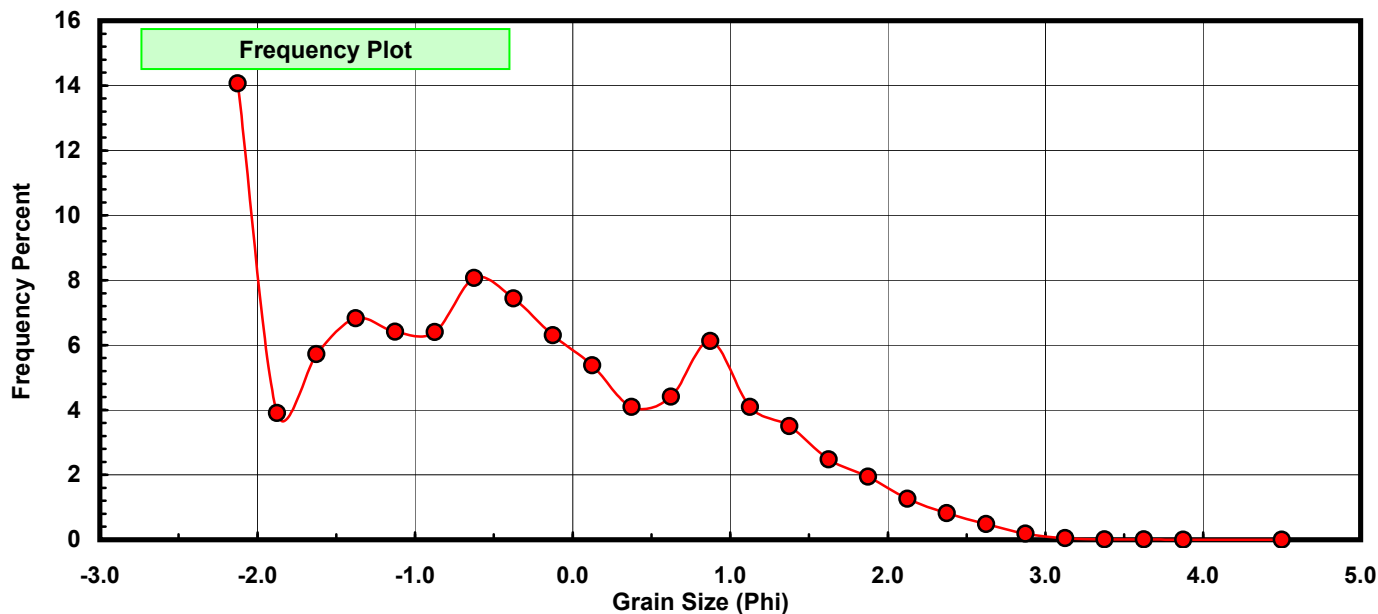
Sieve Size (phi)	Sieve Midpt (phi)	Weight (grams)	Freq Weight %	Cumulative Weight %
-2.00	-2.125	7.683	14.066	14.066
-1.75	-1.875	2.136	3.911	17.977
-1.50	-1.625	3.123	5.718	23.694
-1.25	-1.375	3.729	6.827	30.521
-1.00	-1.125	3.504	6.415	36.936
-0.75	-0.875	3.497	6.402	43.339
-0.50	-0.625	4.406	8.066	51.405
-0.25	-0.375	4.062	7.437	58.842
0.00	-0.125	3.441	6.300	65.142
0.25	0.125	2.939	5.381	70.522
0.50	0.375	2.234	4.090	74.612
0.75	0.625	2.411	4.414	79.026
1.00	0.875	3.348	6.130	85.156
1.25	1.125	2.238	4.097	89.253
1.50	1.375	1.913	3.502	92.756
1.75	1.625	1.354	2.479	95.234
2.00	1.875	1.059	1.939	97.173
2.25	2.125	0.692	1.267	98.440
2.50	2.375	0.449	0.822	99.262
2.75	2.625	0.264	0.483	99.746
3.00	2.875	0.101	0.185	99.930
3.25	3.125	0.028	0.051	99.982
3.50	3.375	0.005	0.009	99.991
3.75	3.625	0.003	0.005	99.996
4.00	3.875	0.001	0.002	99.998
5.00	4.500	0.001	0.002	100.000

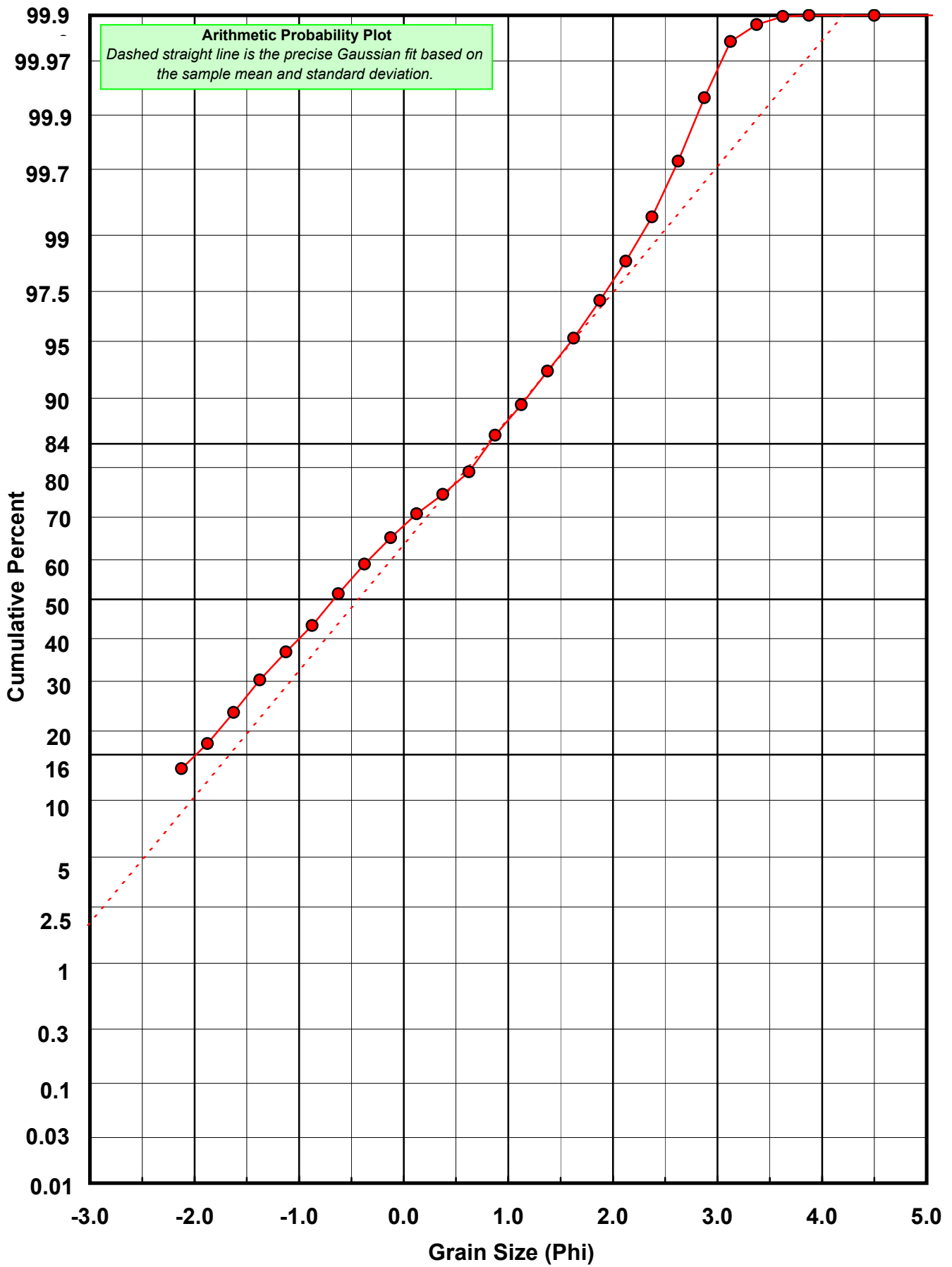
Statistical Results			
Mean:	-0.4325	phi	(1.3496 mm)
Standard Dev:	1.2447	phi-units	(0.422 mm)
Skewness:	0.3651	dimensionless	
Kurtosis:	2.2097	dimensionless	
5th Moment:	2.2148	dimensionless	
6th Moment:	7.3303	dimensionless	
RARD *	2.8779	dimensionless	
Median	-0.6685	phi	(1.5895 mm)

* RARD = reciprocal absolute relative dispersion (see below)

Statistical Explanation
Calculations based on the Method of Moments
Skewness: 3rd Stand. Moment; Exact Gaussian = 0.0
Kurtosis: 4th Stand. Moment; Exact Gaussian = 3.0
For Further Explanation, See Calculation Sheets
Millimeter data calculated by $mm = 2^{(-phi)}$

Reciprocal Absolute Relative Dispersion (RARD) Scale	
< 0.5	Excellent homogeneity (e.g., beaches)
0.5 to 1.0	Good homogeneity
1.0 to 1.33	Fair homogeneity
> 1.33	Poor homogeneity (e.g., glacial)





Carbonate Grain Size Distribution

Onshore Grab Sample

Sample: FG-04-BB

Total Carbonate Mass: 44.071 grams

% Carbonate: 80.5 %

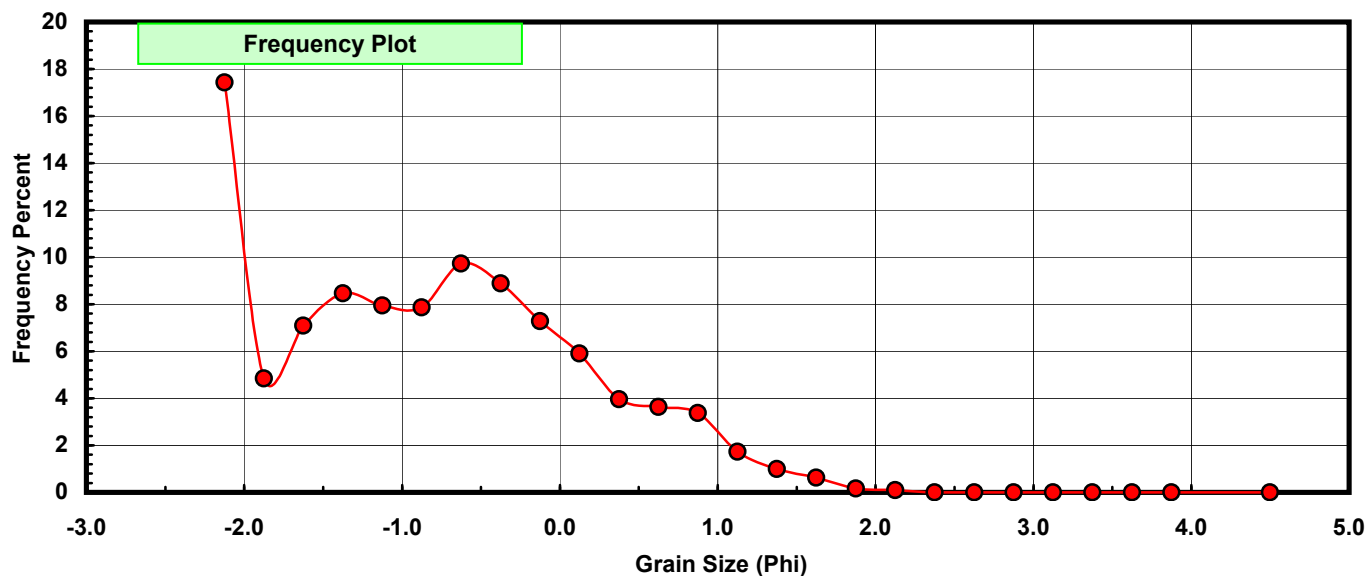
Sieve Size (phi)	Sieve Midpt (phi)	Weight (grams)	Freq Weight %	Cumulative Weight %
-2.00	-2.125	7.683	17.433	17.433
-1.75	-1.875	2.136	4.847	22.280
-1.50	-1.625	3.123	7.086	29.366
-1.25	-1.375	3.729	8.461	37.828
-1.00	-1.125	3.504	7.951	45.778
-0.75	-0.875	3.465	7.862	53.641
-0.50	-0.625	4.289	9.732	63.373
-0.25	-0.375	3.914	8.881	72.254
0.00	-0.125	3.208	7.279	79.533
0.25	0.125	2.600	5.900	85.433
0.50	0.375	1.747	3.964	89.397
0.75	0.625	1.600	3.631	93.027
1.00	0.875	1.485	3.370	96.397
1.25	1.125	0.763	1.731	98.128
1.50	1.375	0.435	0.987	99.115
1.75	1.625	0.278	0.631	99.746
2.00	1.875	0.071	0.161	99.907
2.25	2.125	0.041	0.093	100.000
2.50	2.375	0.000	0.000	100.000
2.75	2.625	0.000	0.000	100.000
3.00	2.875	0.000	0.000	100.000
3.25	3.125	0.000	0.000	100.000
3.50	3.375	0.000	0.000	100.000
3.75	3.625	0.000	0.000	100.000
4.00	3.875	0.000	0.000	100.000
5.00	4.500	0.000	0.000	100.000

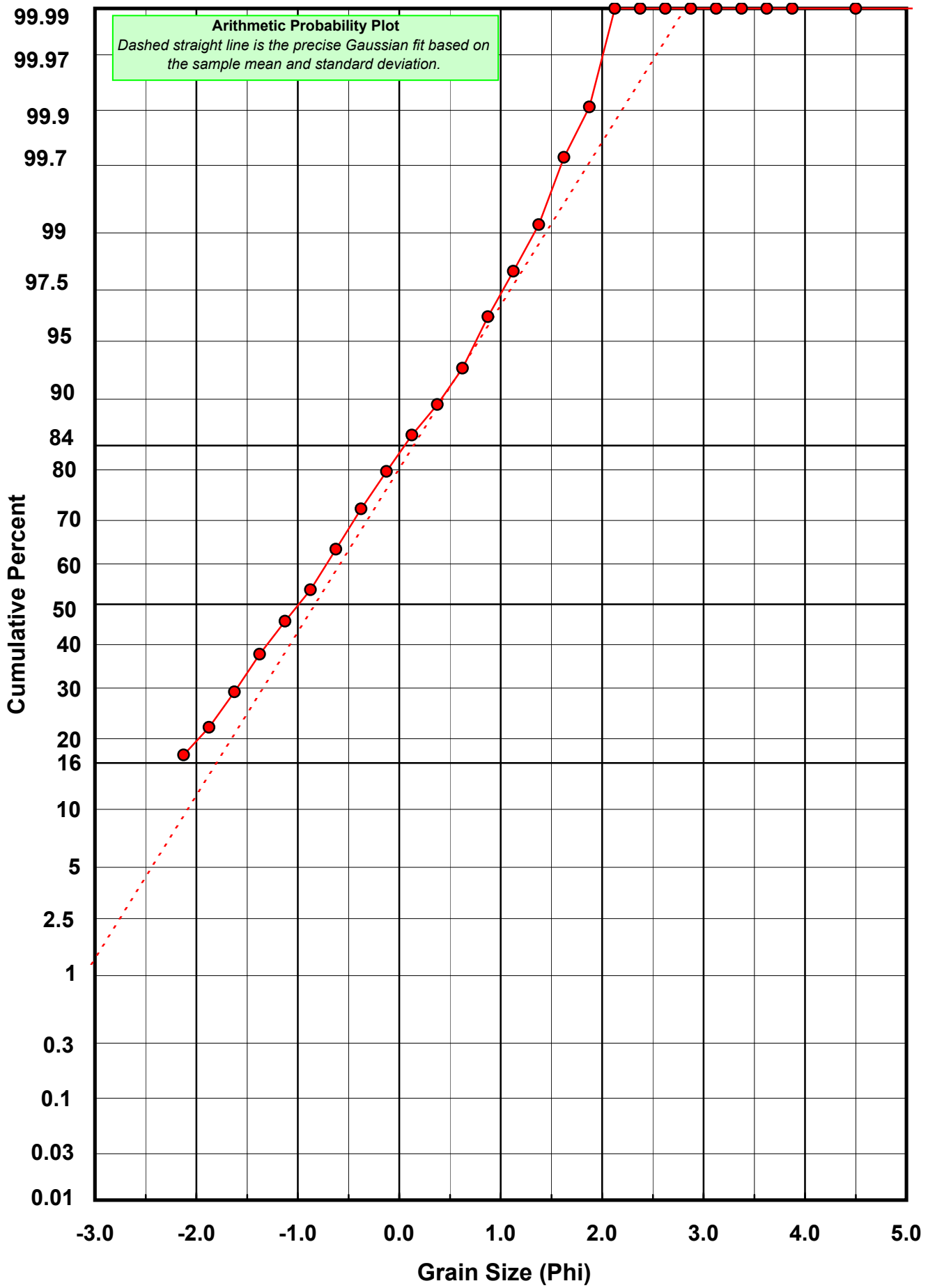
Statistical Results			
Mean:	-0.8316	phi	(1.7796 mm)
Standard Dev:	0.9803	phi-units	(0.5069 mm)
Skewness:	0.3670	dimensionless	
Kurtosis:	2.2837	dimensionless	
5th Moment:	2.4784	dimensionless	
6th Moment:	8.0782	dimensionless	
RARD *	1.1788	dimensionless	
Median	-0.9908	phi	(1.9872 mm)

* RARD = reciprocal absolute relative dispersion (see below)

Statistical Explanation	
Calculations based on the Method of Moments	
Skewness: 3rd Stand. Moment; Exact Gaussian = 0.0	
Kurtosis: 4th Stand. Moment; Exact Gaussian = 3.0	
For Further Explanation, See Calculation Sheets	
Millimeter data calculated by $mm = 2^{(-phi)}$	

Reciprocal Absolute Relative Dispersion (RARD) Scale	
< 0.5	Excellent homogeneity (e.g., beaches)
0.5 to 1.0	Good homogeneity
1.0 to 1.33	Fair homogeneity
> 1.33	Poor homogeneity (e.g., glacial)





Post-Digestion Grain Size Distribution

Onshore Grab Sample

Sample: FG-04-BB

Total Digested Mass: 10.633 grams

% Silica: 19.5 %

Sieve Size (phi)	Sieve Midpt (phi)	Weight (grams)	Freq Weight %	Cumulative Weight %
-2.00	-2.125	0.000	0.000	0.000
-1.75	-1.875	0.000	0.000	0.000
-1.50	-1.625	0.000	0.000	0.000
-1.25	-1.375	0.000	0.000	0.000
-1.00	-1.125	0.000	0.000	0.000
-0.75	-0.875	0.032	0.301	0.301
-0.50	-0.625	0.117	1.100	1.401
-0.25	-0.375	0.148	1.392	2.793
0.00	-0.125	0.233	2.191	4.984
0.25	0.125	0.339	3.188	8.173
0.50	0.375	0.487	4.580	12.753
0.75	0.625	0.811	7.627	20.380
1.00	0.875	1.863	17.521	37.901
1.25	1.125	1.475	13.872	51.773
1.50	1.375	1.478	13.900	65.673
1.75	1.625	1.076	10.119	75.792
2.00	1.875	0.988	9.292	85.084
2.25	2.125	0.651	6.122	91.207
2.50	2.375	0.471	4.430	95.636
2.75	2.625	0.287	2.699	98.335
3.00	2.875	0.117	1.100	99.436
3.25	3.125	0.037	0.348	99.784
3.50	3.375	0.013	0.122	99.906
3.75	3.625	0.006	0.056	99.962
4.00	3.875	0.004	0.038	100.000
5.00	4.500	0.000	0.000	100.000

Statistical Results			
Mean:	1.2468	phi	(0.4214 mm)
Standard Dev:	0.7589	phi-units	(0.591 mm)
Skewness:	-0.0468	dimensionless	
Kurtosis:	2.8809	dimensionless	
5th Moment:	-0.5492	dimensionless	
6th Moment:	12.9670	dimensionless	
RARD *	0.6086	dimensionless	
Median	1.0931	phi	(0.4688 mm)

* RARD = reciprocal absolute relative dispersion (see below)

Statistical Explanation	
Calculations based on the Method of Moments	
Skewness: 3rd Stand. Moment; Exact Gaussian = 0.0	
Kurtosis: 4th Stand. Moment; Exact Gaussian = 3.0	
For Further Explanation, See Calculation Sheets	
Millimeter data calculated by $mm = 2^{(-phi)}$	

Reciprocal Absolute Relative Dispersion (RARD) Scale	
< 0.5	Excellent homogeneity (e.g., beaches)
0.5 to 1.0	Good homogeneity
1.0 to 1.33	Fair homogeneity
> 1.33	Poor homogeneity (e.g., glacial)

