

Onshore Grab Sample

Sample: FG-03-SS
Sample Taken By: J. Ladner
Sample Collected On: 12/3/03
Splits? N/A

County: Flagler
Latitude: 29° 38' 07.0"
Longitude: 81° 11' 53.9"
Datum: NAD 83
Surf. Elev: N/A
Datum: N/A

Fine Data Summary

Total Sample Weight 95.152 grams
Total Fines in Sample 0.636 grams
Total Percent Fines 0.66 %

Dry Sieving Summary

Total Sample Weight 94.635 grams
Total Digested Weight 21.707 grams
Total Carbonate Weight 72.928 grams
Total Silica % 22.94 %
Total Carbonate % 77.06 %
Carbonate/Silica Ratio 3.360

General Comments:

None

Description

Worked By: M. Lachance

Pre-Digestion Grain Size Distribution

Onshore Grab Sample

Sample: FG-03-SS

Total Sample Mass: 94.635 grams

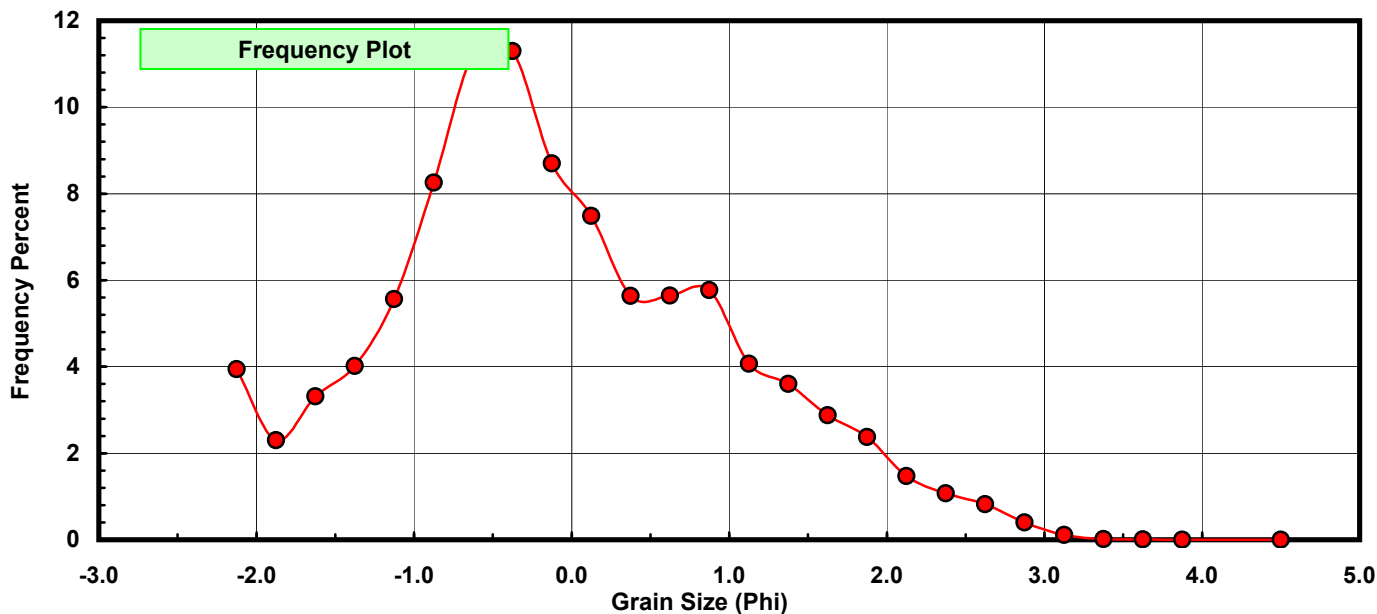
Sieve Size (phi)	Sieve Midpt (phi)	Weight (grams)	Freq Weight %	Cumulative Weight %
-2.00	-2.125	3.734	3.946	3.946
-1.75	-1.875	2.174	2.297	6.243
-1.50	-1.625	3.139	3.317	9.560
-1.25	-1.375	3.801	4.016	13.576
-1.00	-1.125	5.265	5.563	19.140
-0.75	-0.875	7.816	8.259	27.399
-0.50	-0.625	10.625	11.227	38.626
-0.25	-0.375	10.690	11.296	49.922
0.00	-0.125	8.234	8.701	58.623
0.25	0.125	7.086	7.488	66.111
0.50	0.375	5.333	5.635	71.746
0.75	0.625	5.343	5.646	77.392
1.00	0.875	5.464	5.774	83.166
1.25	1.125	3.851	4.069	87.235
1.50	1.375	3.411	3.604	90.840
1.75	1.625	2.724	2.878	93.718
2.00	1.875	2.248	2.375	96.093
2.25	2.125	1.390	1.469	97.562
2.50	2.375	1.016	1.074	98.636
2.75	2.625	0.778	0.822	99.458
3.00	2.875	0.380	0.402	99.859
3.25	3.125	0.107	0.113	99.973
3.50	3.375	0.015	0.016	99.988
3.75	3.625	0.007	0.007	99.996
4.00	3.875	0.003	0.003	99.999
5.00	4.500	0.001	0.001	100.000

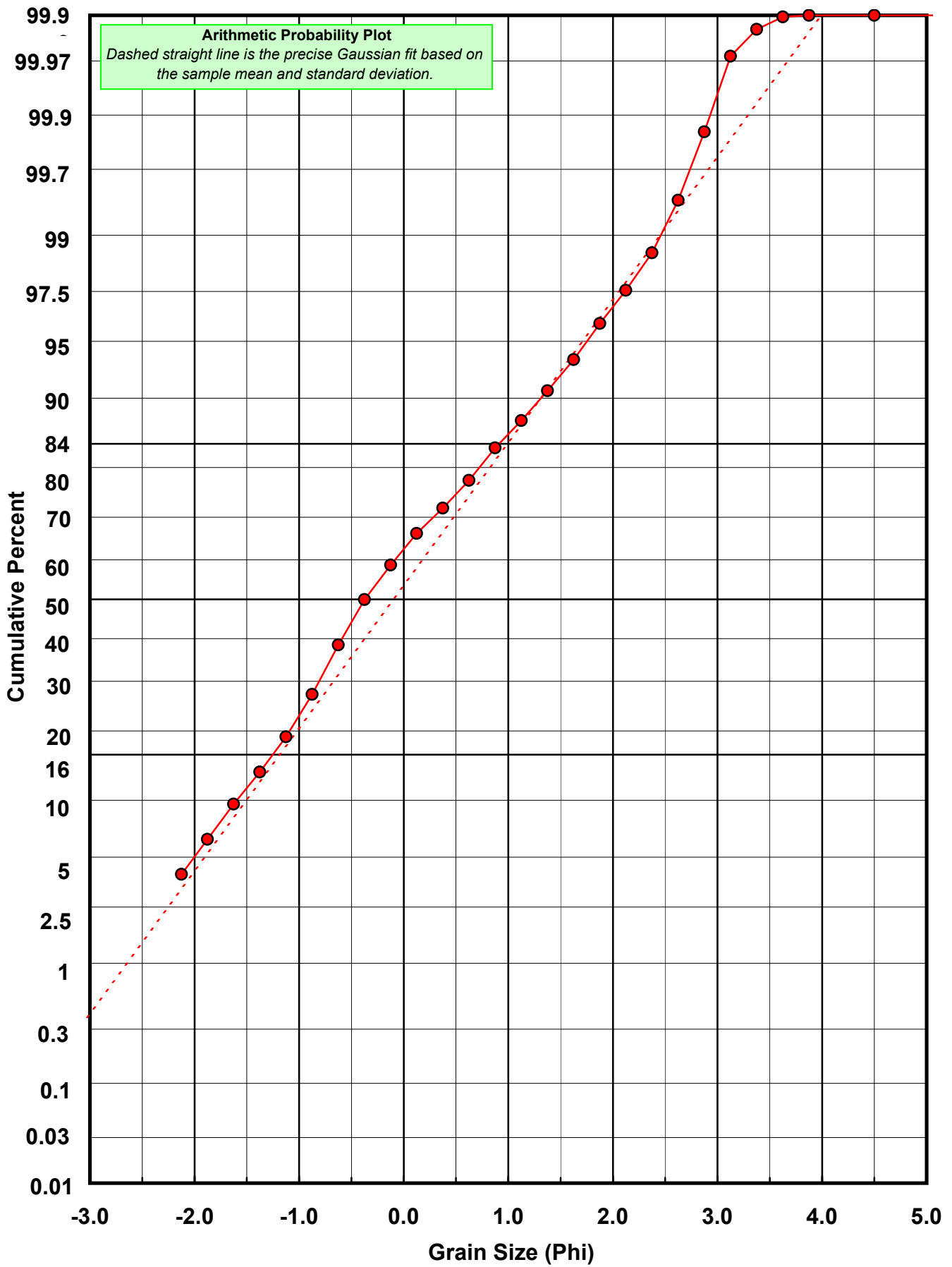
Statistical Results			
Mean:	-0.0970	phi	(1.0696 mm)
Standard Dev:	1.0983	phi-units	(0.4671 mm)
Skewness:	0.3559	dimensionless	
Kurtosis:	2.7255	dimensionless	
5th Moment:	2.4185	dimensionless	
6th Moment:	11.0282	dimensionless	
RARD *	11.3211	dimensionless	
Median	-0.3728	phi	(1.2948 mm)

* RARD = reciprocal absolute relative dispersion (see below)

Statistical Explanation	
Calculations based on the Method of Moments	
Skewness: 3rd Stand. Moment; Exact Gaussian = 0.0	
Kurtosis: 4th Stand. Moment; Exact Gaussian = 3.0	
For Further Explanation, See Calculation Sheets	
Millimeter data calculated by $mm = 2^{(-\phi)}$	

Reciprocal Absolute Relative Dispersion (RARD) Scale	
< 0.5	Excellent homogeneity (e.g., beaches)
0.5 to 1.0	Good homogeneity
1.0 to 1.33	Fair homogeneity
> 1.33	Poor homogeneity (e.g., glacial)





Carbonate Grain Size Distribution

Onshore Grab Sample

Sample: FG-03-SS

Total Carbonate Mass: 73.201 grams

% Carbonate: 77.1 %

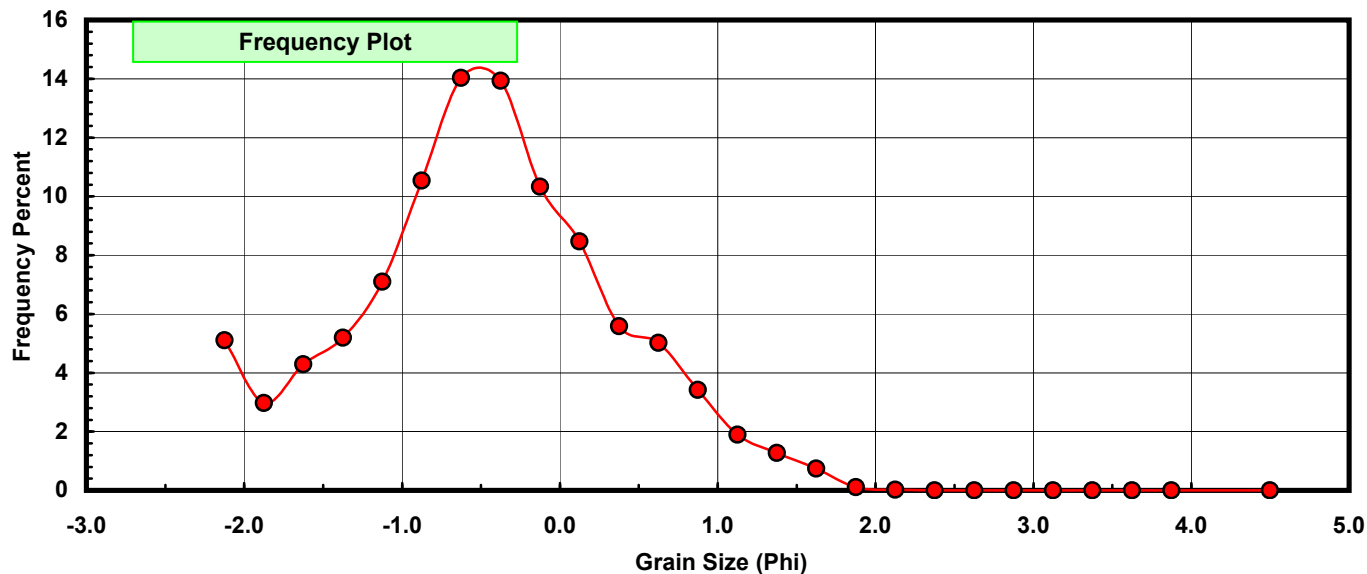
Sieve Size (phi)	Sieve Midpt (phi)	Weight (grams)	Freq Weight %	Cumulative Weight %
-2.00	-2.125	3.734	5.101	5.101
-1.75	-1.875	2.174	2.970	8.071
-1.50	-1.625	3.139	4.288	12.359
-1.25	-1.375	3.801	5.193	17.552
-1.00	-1.125	5.191	7.091	24.643
-0.75	-0.875	7.712	10.535	35.178
-0.50	-0.625	10.273	14.034	49.212
-0.25	-0.375	10.198	13.932	63.144
0.00	-0.125	7.563	10.332	73.476
0.25	0.125	6.198	8.467	81.943
0.50	0.375	4.090	5.587	87.530
0.75	0.625	3.671	5.015	92.545
1.00	0.875	2.498	3.413	95.958
1.25	1.125	1.390	1.899	97.857
1.50	1.375	0.929	1.269	99.126
1.75	1.625	0.545	0.745	99.870
2.00	1.875	0.082	0.112	99.982
2.25	2.125	0.013	0.018	100.000
2.50	2.375	0.000	0.000	100.000
2.75	2.625	0.000	0.000	100.000
3.00	2.875	0.000	0.000	100.000
3.25	3.125	0.000	0.000	100.000
3.50	3.375	0.000	0.000	100.000
3.75	3.625	0.000	0.000	100.000
4.00	3.875	0.000	0.000	100.000
5.00	4.500	0.000	0.000	100.000

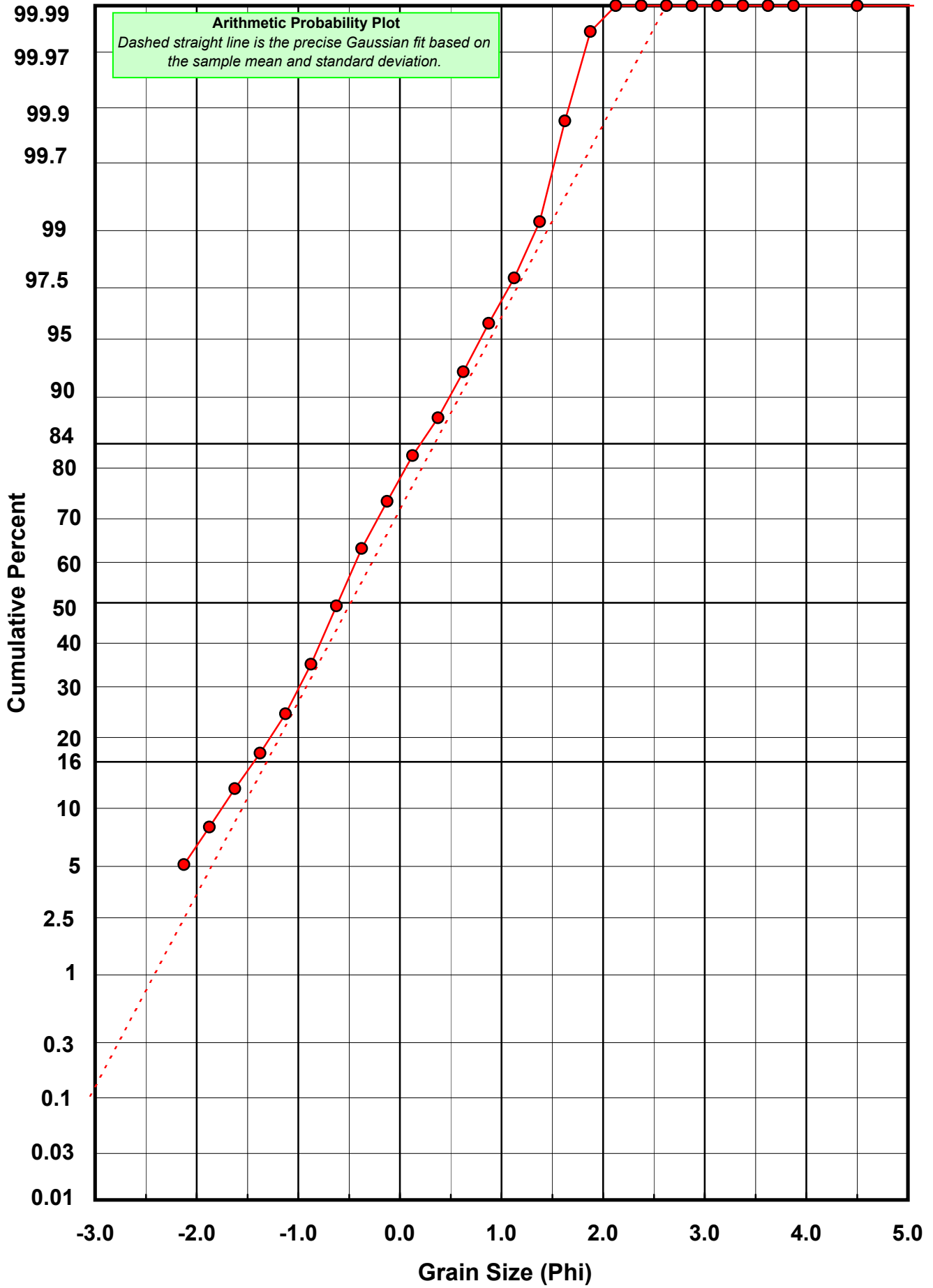
Statistical Results			
Mean:	-0.4839	phi	(1.3985 mm)
Standard Dev:	0.8338	phi-units	(0.561 mm)
Skewness:	0.0533	dimensionless	
Kurtosis:	2.7391	dimensionless	
5th Moment:	0.7379	dimensionless	
6th Moment:	10.3448	dimensionless	
RARD *	1.7233	dimensionless	
Median	-0.6109	phi	(1.5272 mm)

* RARD = reciprocal absolute relative dispersion (see below)

Statistical Explanation	
Calculations based on the Method of Moments	
Skewness: 3rd Stand. Moment; Exact Gaussian = 0.0	
Kurtosis: 4th Stand. Moment; Exact Gaussian = 3.0	
For Further Explanation, See Calculation Sheets	
Millimeter data calculated by $mm = 2^{(-phi)}$	

Reciprocal Absolute Relative Dispersion (RARD) Scale	
< 0.5	Excellent homogeneity (e.g., beaches)
0.5 to 1.0	Good homogeneity
1.0 to 1.33	Fair homogeneity
> 1.33	Poor homogeneity (e.g., glacial)





Post-Digestion Grain Size Distribution

Onshore Grab Sample

Sample: FG-03-SS

Total Digested Mass: 21.695 grams

% Silica: 22.9 %

Sieve Size (phi)	Sieve Midpt (phi)	Weight (grams)	Freq Weight %	Cumulative Weight %
-2.00	-2.125	0.000	0.000	0.000
-1.75	-1.875	0.000	0.000	0.000
-1.50	-1.625	0.000	0.000	0.000
-1.25	-1.375	0.000	0.000	0.000
-1.00	-1.125	0.074	0.341	0.341
-0.75	-0.875	0.104	0.479	0.820
-0.50	-0.625	0.352	1.622	2.443
-0.25	-0.375	0.492	2.268	4.711
0.00	-0.125	0.671	3.093	7.804
0.25	0.125	0.888	4.093	11.897
0.50	0.375	1.243	5.729	17.626
0.75	0.625	1.672	7.707	25.333
1.00	0.875	2.966	13.671	39.004
1.25	1.125	2.461	11.344	50.348
1.50	1.375	2.482	11.440	61.788
1.75	1.625	2.179	10.044	71.832
2.00	1.875	2.166	9.984	81.816
2.25	2.125	1.377	6.347	88.163
2.50	2.375	1.093	5.038	93.201
2.75	2.625	0.836	3.853	97.055
3.00	2.875	0.440	2.028	99.083
3.25	3.125	0.125	0.576	99.659
3.50	3.375	0.039	0.180	99.839
3.75	3.625	0.021	0.097	99.935
4.00	3.875	0.014	0.065	100.000
5.00	4.500	0.000	0.000	100.000

Statistical Results			
Mean:	1.2433	phi	(0.4224 mm)
Standard Dev:	0.8536	phi-units	(0.5534 mm)
Skewness:	-0.1247	dimensionless	
Kurtosis:	2.7069	dimensionless	
5th Moment:	-0.9207	dimensionless	
6th Moment:	10.9877	dimensionless	
RARD *	0.6865	dimensionless	
Median	1.1173	phi	(0.4609 mm)

* RARD = reciprocal absolute relative dispersion (see below)

Statistical Explanation	
Calculations based on the Method of Moments	
Skewness: 3rd Stand. Moment; Exact Gaussian = 0.0	
Kurtosis: 4th Stand. Moment; Exact Gaussian = 3.0	
For Further Explanation, See Calculation Sheets	
Millimeter data calculated by $mm = 2^{(-phi)}$	

Reciprocal Absolute Relative Dispersion (RARD) Scale	
< 0.5	Excellent homogeneity (e.g., beaches)
0.5 to 1.0	Good homogeneity
1.0 to 1.33	Fair homogeneity
> 1.33	Poor homogeneity (e.g., glacial)

