

Onshore Grab Sample

Sample: FG-02-SS
Sample Taken By: J. Ladner
Sample Collected On: 12/3/03
Splits? N/A

County: Flagler
Latitude: 29° 38' 51.8"
Longitude: 81° 12' 11.7"
Datum: NAD 83
Surf. Elev: N/A
Datum: N/A

Fine Data Summary

Total Sample Weight 89.969 grams
Total Fines in Sample 0.298 grams
Total Percent Fines 0.33 %

Dry Sieving Summary

Total Sample Weight 90.045 grams
Total Digested Weight 29.573 grams
Total Carbonate Weight 60.472 grams
Total Silica % 32.84 %
Total Carbonate % 67.16 %
Carbonate/Silica Ratio 2.045

General Comments:

None

Description

Worked By: M. Lachance

Pre-Digestion Grain Size Distribution

Onshore Grab Sample

Sample: FG-02-SS

Total Sample Mass: 90.045 grams

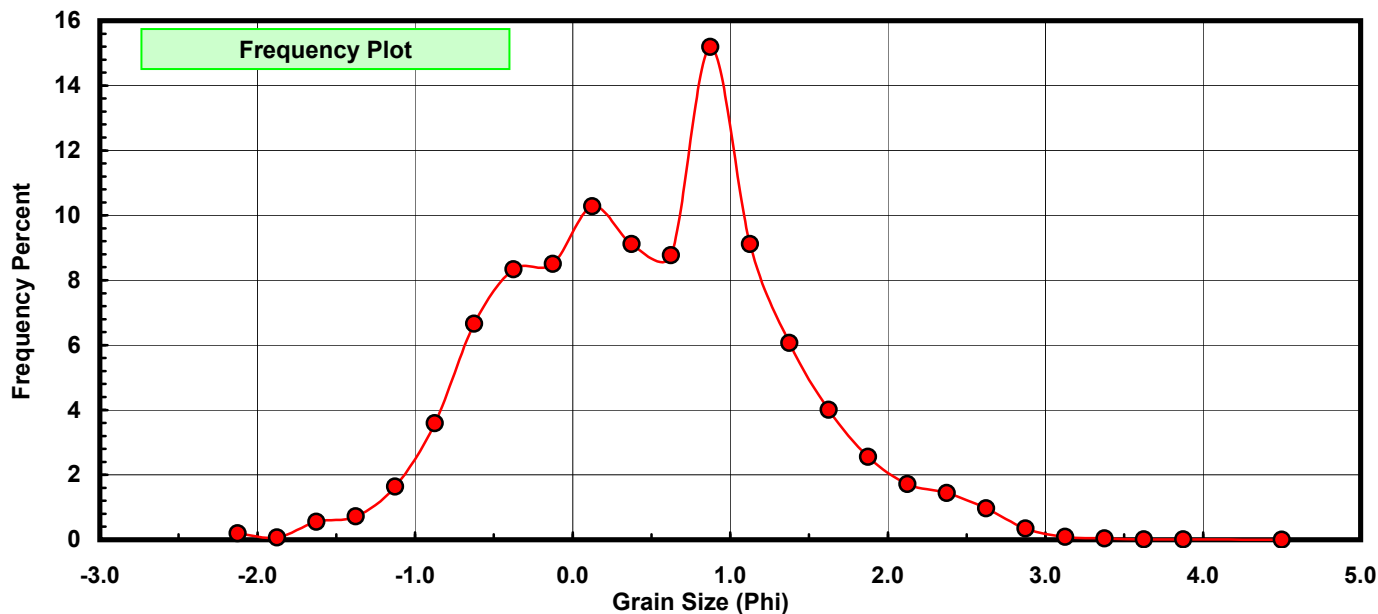
Sieve Size (phi)	Sieve Midpt (phi)	Weight (grams)	Freq Weight %	Cumulative Weight %
-2.00	-2.125	0.180	0.200	0.200
-1.75	-1.875	0.065	0.072	0.272
-1.50	-1.625	0.497	0.552	0.824
-1.25	-1.375	0.652	0.724	1.548
-1.00	-1.125	1.472	1.635	3.183
-0.75	-0.875	3.234	3.592	6.774
-0.50	-0.625	5.998	6.661	13.436
-0.25	-0.375	7.510	8.340	21.776
0.00	-0.125	7.658	8.505	30.280
0.25	0.125	9.251	10.274	40.554
0.50	0.375	8.209	9.117	49.671
0.75	0.625	7.893	8.766	58.436
1.00	0.875	13.683	15.196	73.632
1.25	1.125	8.204	9.111	82.743
1.50	1.375	5.460	6.064	88.807
1.75	1.625	3.609	4.008	92.815
2.00	1.875	2.303	2.558	95.372
2.25	2.125	1.546	1.717	97.089
2.50	2.375	1.301	1.445	98.534
2.75	2.625	0.872	0.968	99.502
3.00	2.875	0.311	0.345	99.848
3.25	3.125	0.082	0.091	99.939
3.50	3.375	0.034	0.038	99.977
3.75	3.625	0.013	0.014	99.991
4.00	3.875	0.008	0.009	100.000
5.00	4.500	0.000	0.000	100.000

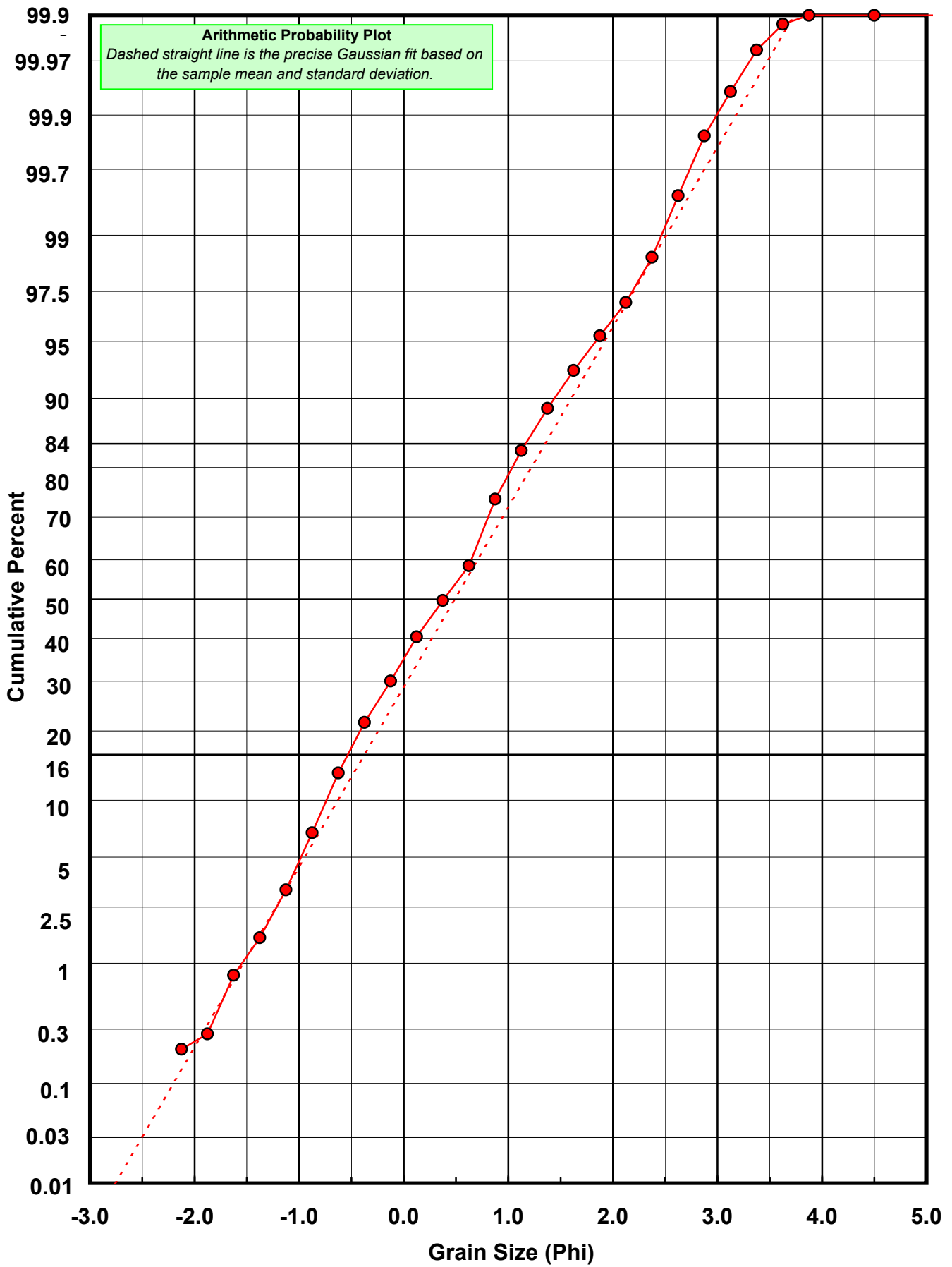
Statistical Results			
Mean:	0.4870	phi	(0.7135 mm)
Standard Dev:	0.8717	phi-units	(0.5465 mm)
Skewness:	0.1194	dimensionless	
Kurtosis:	2.8801	dimensionless	
5th Moment:	1.1678	dimensionless	
6th Moment:	13.5753	dimensionless	
RARD *	1.7899	dimensionless	
Median	0.3844	phi	(0.7661 mm)

* RARD = reciprocal absolute relative dispersion (see below)

Statistical Explanation	
Calculations based on the Method of Moments	
Skewness: 3rd Stand. Moment; Exact Gaussian = 0.0	
Kurtosis: 4th Stand. Moment; Exact Gaussian = 3.0	
For Further Explanation, See Calculation Sheets	
Millimeter data calculated by $mm = 2^{(-phi)}$	

Reciprocal Absolute Relative Dispersion (RARD) Scale	
< 0.5	Excellent homogeneity (e.g., beaches)
0.5 to 1.0	Good homogeneity
1.0 to 1.33	Fair homogeneity
> 1.33	Poor homogeneity (e.g., glacial)





Carbonate Grain Size Distribution

Onshore Grab Sample

Sample: FG-02-SS

Total Carbonate Mass: 60.720 grams

% Carbonate: 67.2 %

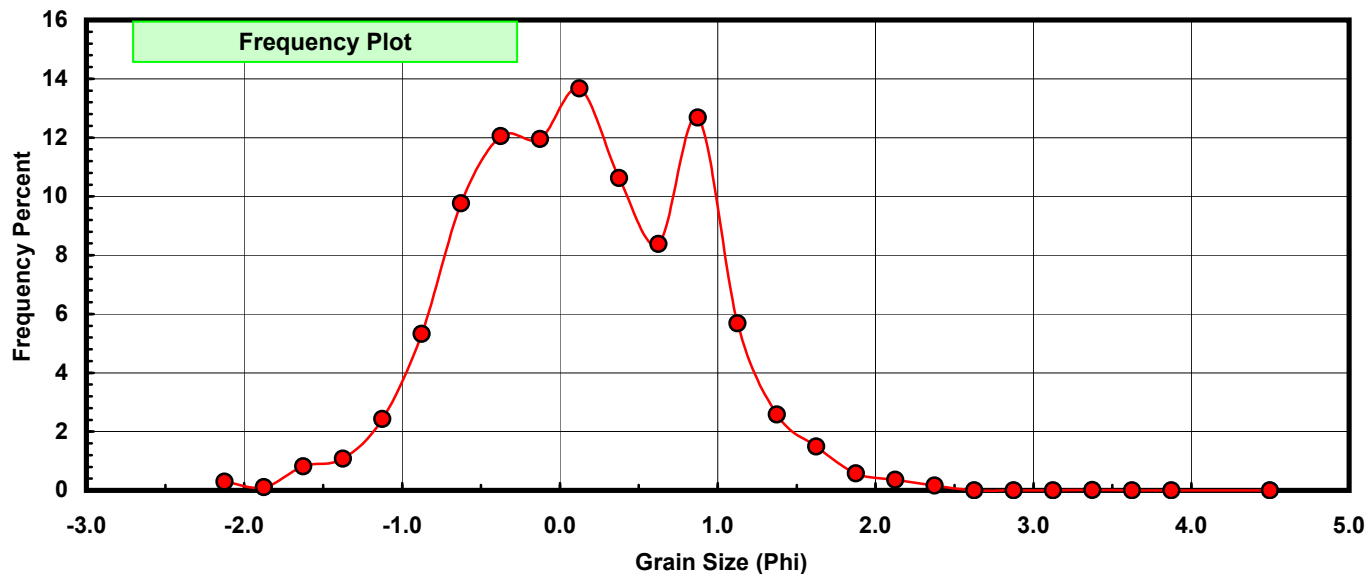
Sieve Size (phi)	Sieve Midpt (phi)	Weight (grams)	Freq Weight %	Cumulative Weight %
-2.00	-2.125	0.180	0.296	0.296
-1.75	-1.875	0.065	0.107	0.403
-1.50	-1.625	0.497	0.819	1.222
-1.25	-1.375	0.652	1.074	2.296
-1.00	-1.125	1.472	2.424	4.720
-0.75	-0.875	3.234	5.326	10.046
-0.50	-0.625	5.931	9.768	19.814
-0.25	-0.375	7.316	12.049	31.863
0.00	-0.125	7.254	11.947	43.809
0.25	0.125	8.298	13.666	57.475
0.50	0.375	6.448	10.619	68.095
0.75	0.625	5.087	8.378	76.472
1.00	0.875	7.697	12.676	89.149
1.25	1.125	3.450	5.682	94.830
1.50	1.375	1.565	2.577	97.408
1.75	1.625	0.907	1.494	98.902
2.00	1.875	0.350	0.576	99.478
2.25	2.125	0.215	0.354	99.832
2.50	2.375	0.097	0.160	99.992
2.75	2.625	0.000	0.000	99.992
3.00	2.875	0.000	0.000	99.992
3.25	3.125	0.000	0.000	99.992
3.50	3.375	0.004	0.007	99.998
3.75	3.625	0.000	0.000	99.998
4.00	3.875	0.001	0.002	100.000
5.00	4.500	0.000	0.000	100.000

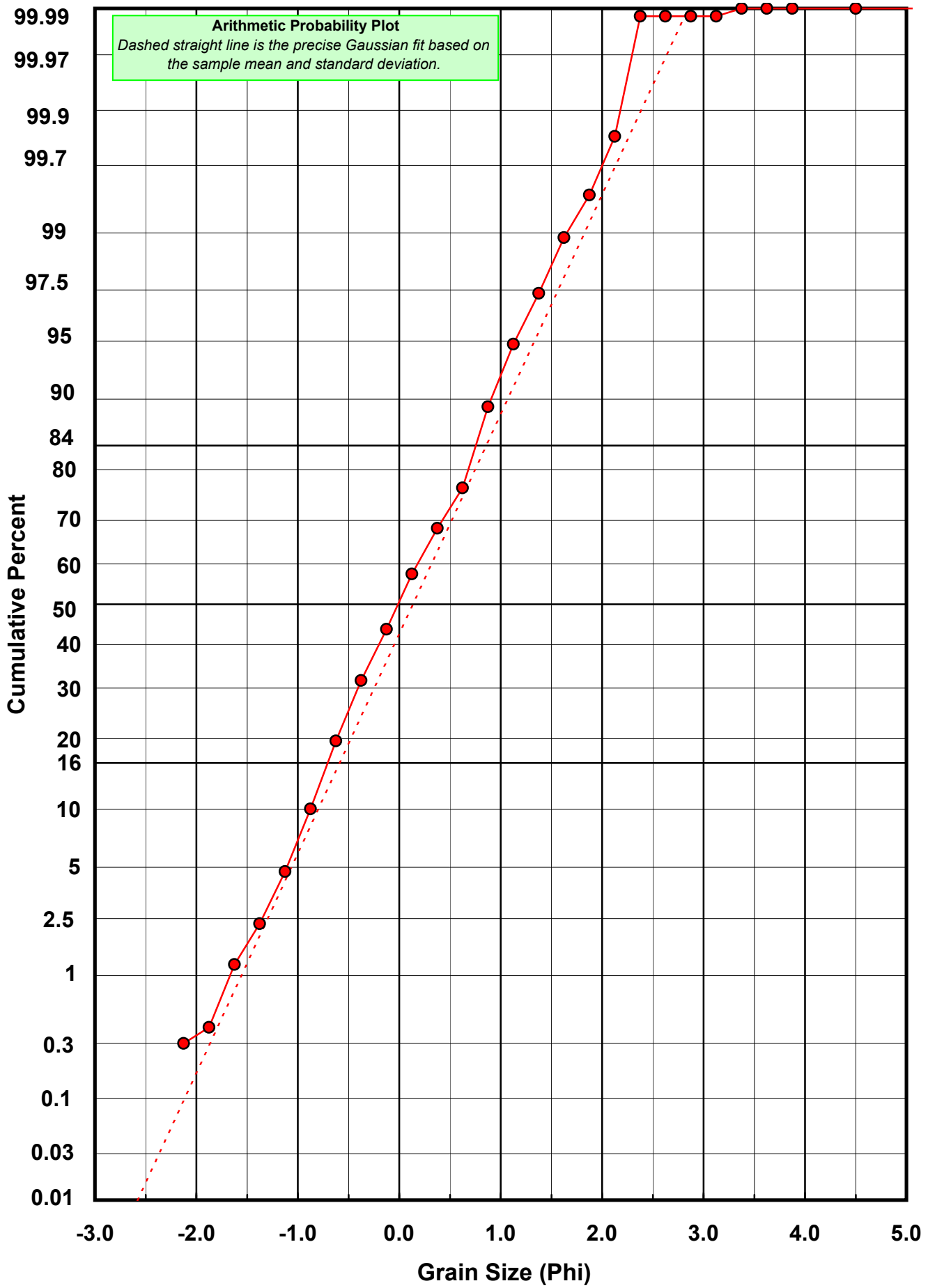
Statistical Results			
Mean:	0.1348	phi	(0.9108 mm)
Standard Dev:	0.7289	phi-units	(0.6034 mm)
Skewness:	0.0188	dimensionless	
Kurtosis:	2.8041	dimensionless	
5th Moment:	0.0210	dimensionless	
6th Moment:	13.8759	dimensionless	
RARD *	5.4065	dimensionless	
Median	-0.0117	phi	(1.0082 mm)

* RARD = reciprocal absolute relative dispersion (see below)

Statistical Explanation	
Calculations based on the Method of Moments	
Skewness: 3rd Stand. Moment; Exact Gaussian = 0.0	
Kurtosis: 4th Stand. Moment; Exact Gaussian = 3.0	
For Further Explanation, See Calculation Sheets	
Millimeter data calculated by $mm = 2^{(-phi)}$	

Reciprocal Absolute Relative Dispersion (RARD) Scale	
< 0.5	Excellent homogeneity (e.g., beaches)
0.5 to 1.0	Good homogeneity
1.0 to 1.33	Fair homogeneity
> 1.33	Poor homogeneity (e.g., glacial)





Post-Digestion Grain Size Distribution

Onshore Grab Sample

Sample: FG-02-SS

Total Digested Mass: 29.573 grams

% Silica: 32.8 %

Sieve Size (phi)	Sieve Midpt (phi)	Weight (grams)	Freq Weight %	Cumulative Weight %
-2.00	-2.125	0.000	0.000	0.000
-1.75	-1.875	0.000	0.000	0.000
-1.50	-1.625	0.000	0.000	0.000
-1.25	-1.375	0.000	0.000	0.000
-1.00	-1.125	0.000	0.000	0.000
-0.75	-0.875	0.000	0.000	0.000
-0.50	-0.625	0.067	0.227	0.227
-0.25	-0.375	0.194	0.656	0.883
0.00	-0.125	0.404	1.366	2.249
0.25	0.125	0.953	3.223	5.471
0.50	0.375	1.761	5.955	11.426
0.75	0.625	2.806	9.488	20.914
1.00	0.875	5.986	20.241	41.156
1.25	1.125	4.754	16.075	57.231
1.50	1.375	3.895	13.171	70.402
1.75	1.625	2.702	9.137	79.539
2.00	1.875	1.953	6.604	86.143
2.25	2.125	1.331	4.501	90.643
2.50	2.375	1.204	4.071	94.715
2.75	2.625	0.960	3.246	97.961
3.00	2.875	0.443	1.498	99.459
3.25	3.125	0.110	0.372	99.831
3.50	3.375	0.030	0.101	99.932
3.75	3.625	0.013	0.044	99.976
4.00	3.875	0.007	0.024	100.000
5.00	4.500	0.000	0.000	100.000

Statistical Results			
Mean:	1.2296	phi	(0.4264 mm)
Standard Dev:	0.6859	phi-units	(0.6216 mm)
Skewness:	0.4225	dimensionless	
Kurtosis:	3.0547	dimensionless	
5th Moment:	2.7178	dimensionless	
6th Moment:	14.5964	dimensionless	
RARD *	0.5578	dimensionless	
Median	1.0125	phi	(0.4957 mm)

* RARD = reciprocal absolute relative dispersion (see below)

Statistical Explanation	
Calculations based on the Method of Moments	
Skewness: 3rd Stand. Moment; Exact Gaussian = 0.0	
Kurtosis: 4th Stand. Moment; Exact Gaussian = 3.0	
For Further Explanation, See Calculation Sheets	
Millimeter data calculated by $mm = 2^{(-phi)}$	

Reciprocal Absolute Relative Dispersion (RARD) Scale	
< 0.5	Excellent homogeneity (e.g., beaches)
0.5 to 1.0	Good homogeneity
1.0 to 1.33	Fair homogeneity
> 1.33	Poor homogeneity (e.g., glacial)

