

Onshore Grab Sample

Sample: DU-18-MB
Sample Taken By: J. Ladner
Sample Collected On: 12/4/02
Splits? N/A

County: Duval
Latitude: 30° 24' 20.0"
Longitude: 81° 24' 11.1"
Datum: WGS 84
Surf. Elev: N/A
Datum: N/A

Fine Data Summary

Total Sample Weight	42.077 grams
Total Fines in Sample	0.063 grams
Total Percent Fines	0.15 %

Dry Sieving Summary

Total Sample Weight	41.816 grams
Total Digested Weight	41.314 grams
Total Carbonate Weight	0.502 grams
Total Silica %	98.80 %
Total Carbonate %	1.20 %
Carbonate/Silica Ratio	0.012

General Comments:

None

Description

Worked By: C. Fischler
Reviewed and Edited By: M. Ladle

Pre-Digestion Grain Size Distribution

Onshore Grab Sample

Sample: DU-18-MB

Total Sample Mass: 41.816 grams

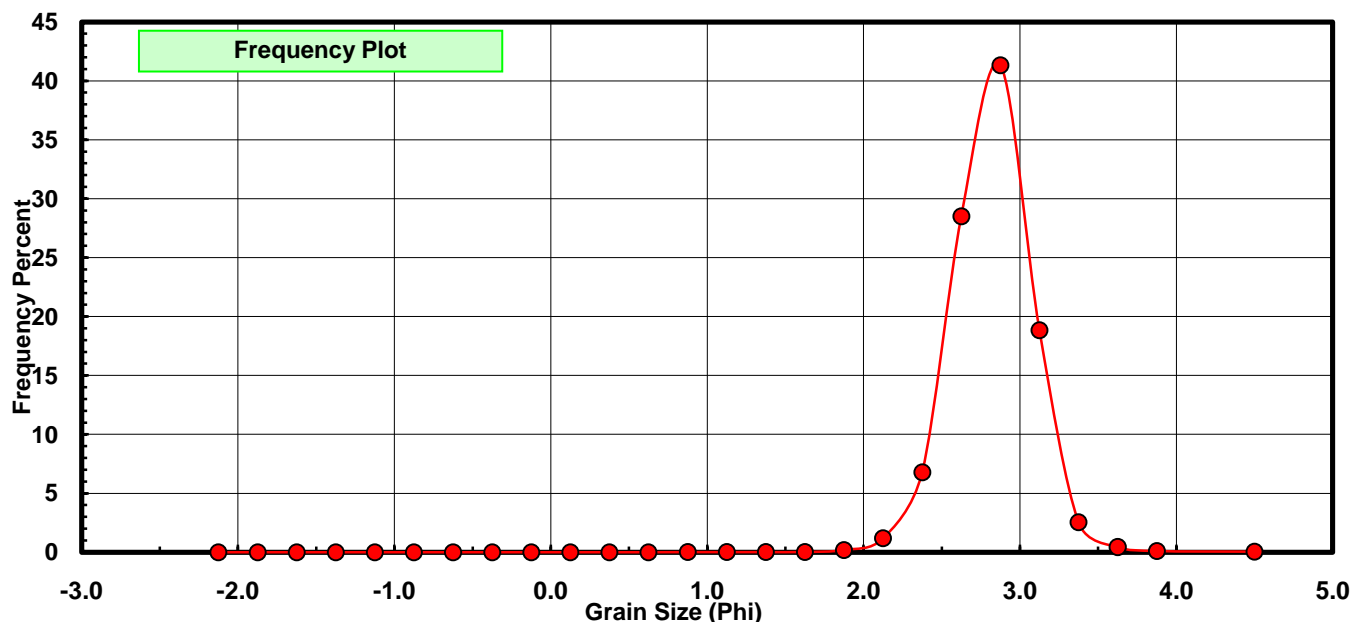
Sieve Size (phi)	Sieve Midpt (phi)	Weight (grams)	Freq Weight %	Cumulative Weight %
-2.00	-2.125	0.000	0.000	0.000
-1.75	-1.875	0.000	0.000	0.000
-1.50	-1.625	0.000	0.000	0.000
-1.25	-1.375	0.000	0.000	0.000
-1.00	-1.125	0.000	0.000	0.000
-0.75	-0.875	0.000	0.000	0.000
-0.50	-0.625	0.000	0.000	0.000
-0.25	-0.375	0.000	0.000	0.000
0.00	-0.125	0.000	0.000	0.000
0.25	0.125	0.000	0.000	0.000
0.50	0.375	0.000	0.000	0.000
0.75	0.625	0.000	0.000	0.000
1.00	0.875	0.004	0.010	0.010
1.25	1.125	0.004	0.010	0.019
1.50	1.375	0.005	0.012	0.031
1.75	1.625	0.010	0.024	0.055
2.00	1.875	0.081	0.194	0.249
2.25	2.125	0.496	1.186	1.435
2.50	2.375	2.840	6.792	8.227
2.75	2.625	11.917	28.499	36.725
3.00	2.875	17.276	41.314	78.040
3.25	3.125	7.876	18.835	96.874
3.50	3.375	1.059	2.533	99.407
3.75	3.625	0.184	0.440	99.847
4.00	3.875	0.044	0.105	99.952
5.00	4.500	0.020	0.048	100.000

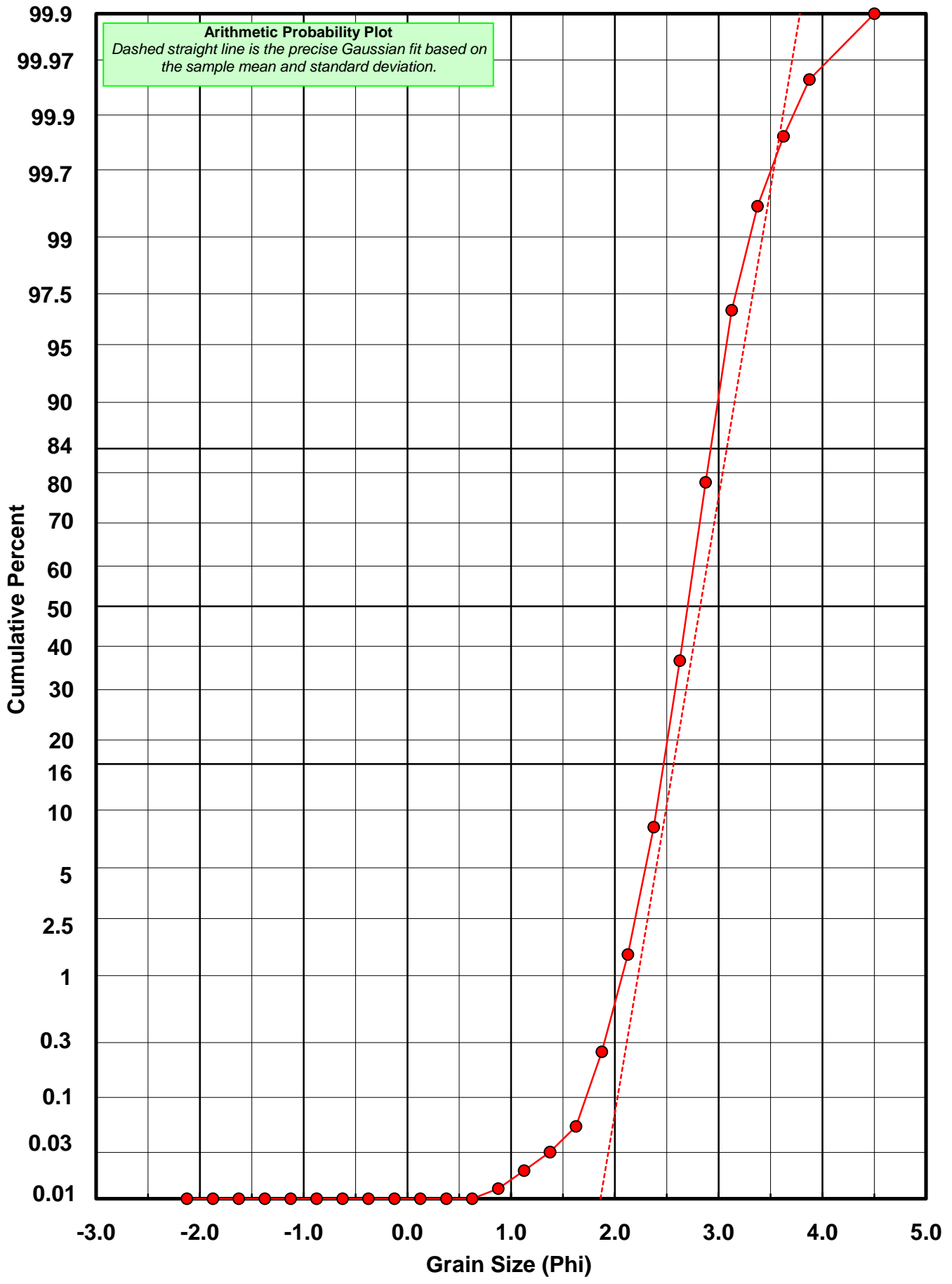
Statistical Results			
Mean:	2.8230	phi	(0.1413 mm)
Standard Dev:	0.2579	phi-units	(0.8363 mm)
Skewness:	-0.0417	dimensionless	
Kurtosis:	4.9945	dimensionless	
5th Moment:	0.7051	dimensionless	
6th Moment:	93.2596	dimensionless	
RARD *	0.0913	dimensionless	
Median	2.7053	phi	(0.1533 mm)

* RARD = reciprocal absolute relative dispersion (see below)

Statistical Explanation
Calculations based on the Method of Moments
Skewness: 3rd Stand. Moment; Exact Gaussian = 0.0
Kurtosis: 4th Stand. Moment; Exact Gaussian = 3.0
For Further Explanation, See Calculation Sheets
Millimeter data calculated by $mm = 2^{(-phi)}$

Reciprocal Absolute Relative Dispersion (RARD) Scale	
< 0.5	Excellent homogeneity (e.g., beaches)
0.5 to 1.0	Good homogeneity
1.0 to 1.33	Fair homogeneity
> 1.33	Poor homogeneity (e.g., glacial)





Carbonate Grain Size Distribution

Onshore Grab Sample

Sample: DU-18-MB

Total Carbonate Mass: 1.658 grams

% Carbonate: 1.2 %

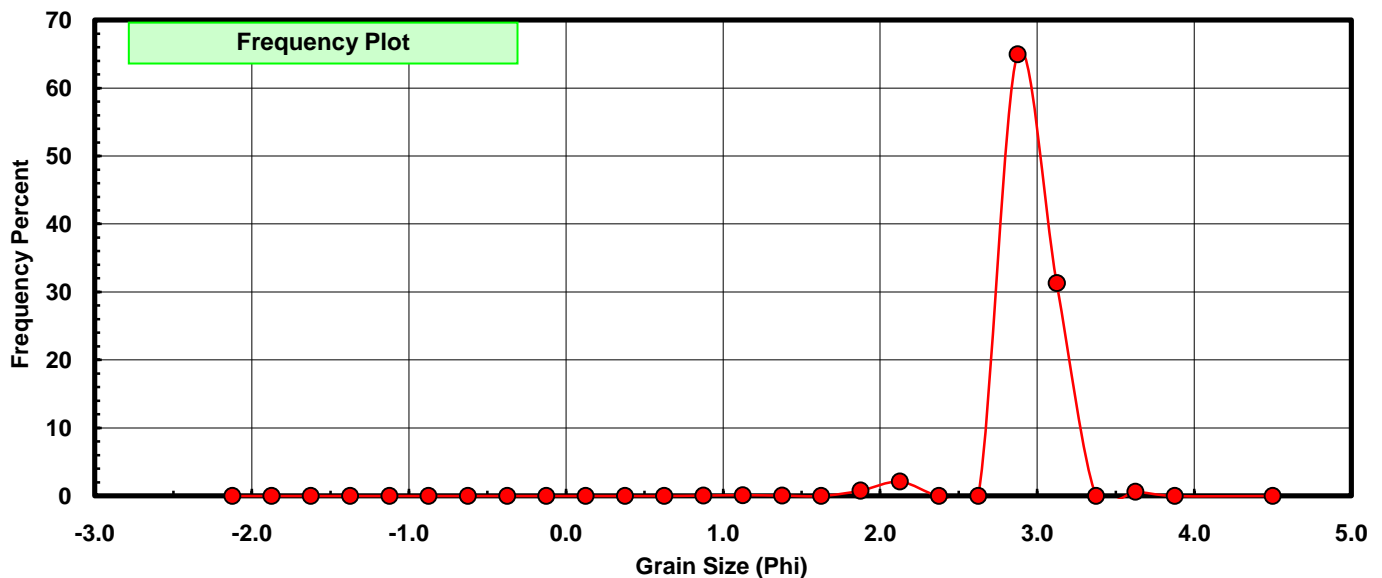
Sieve Size (phi)	Sieve Midpt (phi)	Weight (grams)	Freq Weight %	Cumulative Weight %
-2.00	-2.125	0.000	0.000	0.000
-1.75	-1.875	0.000	0.000	0.000
-1.50	-1.625	0.000	0.000	0.000
-1.25	-1.375	0.000	0.000	0.000
-1.00	-1.125	0.000	0.000	0.000
-0.75	-0.875	0.000	0.000	0.000
-0.50	-0.625	0.000	0.000	0.000
-0.25	-0.375	0.000	0.000	0.000
0.00	-0.125	0.000	0.000	0.000
0.25	0.125	0.000	0.000	0.000
0.50	0.375	0.000	0.000	0.000
0.75	0.625	0.000	0.000	0.000
1.00	0.875	0.001	0.060	0.060
1.25	1.125	0.002	0.121	0.181
1.50	1.375	0.001	0.060	0.241
1.75	1.625	0.000	0.000	0.241
2.00	1.875	0.013	0.784	1.025
2.25	2.125	0.035	2.111	3.136
2.50	2.375	0.000	0.000	3.136
2.75	2.625	0.000	0.000	3.136
3.00	2.875	1.077	64.958	68.094
3.25	3.125	0.519	31.303	99.397
3.50	3.375	0.000	0.000	99.397
3.75	3.625	0.010	0.603	100.000
4.00	3.875	0.000	0.000	100.000
5.00	4.500	0.000	0.000	100.000

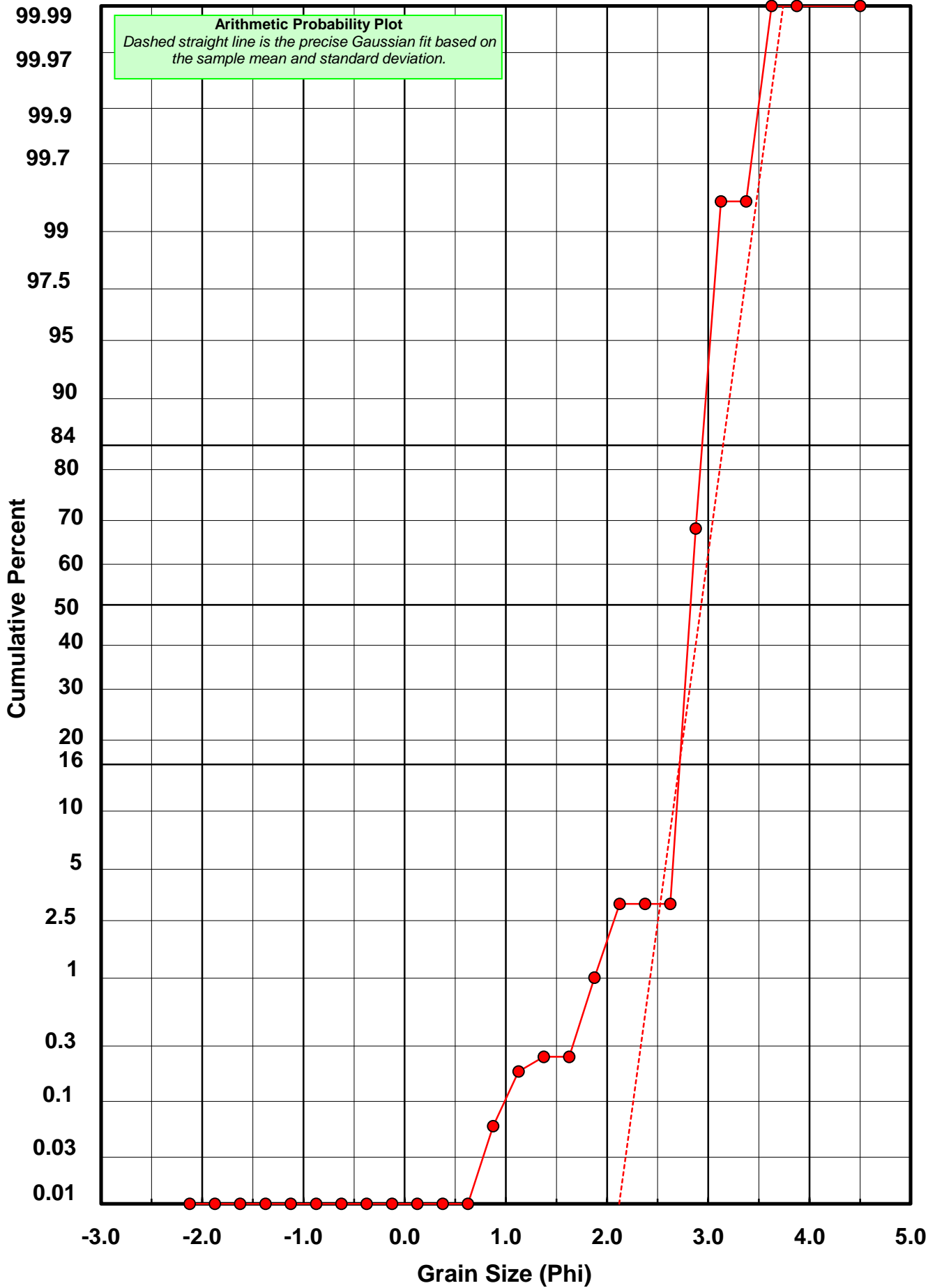
Statistical Results			
Mean:	2.9299	phi	(0.1312 mm)
Standard Dev:	0.2171	phi-units	(0.8603 mm)
Skewness:	-2.9875	dimensionless	
Kurtosis:	21.3981	dimensionless	
5th Moment:	-138.9700	dimensionless	
6th Moment:	1078.6693	dimensionless	
RARD *	0.0741	dimensionless	
Median	2.8054	phi	(0.1431 mm)

* RARD = reciprocal absolute relative dispersion (see below)

Statistical Explanation	
Calculations based on the Method of Moments	
Skewness: 3rd Stand. Moment; Exact Gaussian = 0.0	
Kurtosis: 4th Stand. Moment; Exact Gaussian = 3.0	
For Further Explanation, See Calculation Sheets	
Millimeter data calculated by $mm = 2^{(-phi)}$	

Reciprocal Absolute Relative Dispersion (RARD) Scale	
< 0.5	Excellent homogeneity (e.g., beaches)
0.5 to 1.0	Good homogeneity
1.0 to 1.33	Fair homogeneity
> 1.33	Poor homogeneity (e.g., glacial)





Post-Digestion Grain Size Distribution

Onshore Grab Sample

Sample: DU-18-MB

Total Digested Mass: 41.297 grams

% Silica: 98.8 %

Sieve Size (phi)	Sieve Midpt (phi)	Weight (grams)	Freq Weight %	Cumulative Weight %
-2.00	-2.125	0.000	0.000	0.000
-1.75	-1.875	0.000	0.000	0.000
-1.50	-1.625	0.000	0.000	0.000
-1.25	-1.375	0.000	0.000	0.000
-1.00	-1.125	0.000	0.000	0.000
-0.75	-0.875	0.000	0.000	0.000
-0.50	-0.625	0.000	0.000	0.000
-0.25	-0.375	0.000	0.000	0.000
0.00	-0.125	0.000	0.000	0.000
0.25	0.125	0.000	0.000	0.000
0.50	0.375	0.000	0.000	0.000
0.75	0.625	0.000	0.000	0.000
1.00	0.875	0.003	0.007	0.007
1.25	1.125	0.002	0.005	0.012
1.50	1.375	0.004	0.010	0.022
1.75	1.625	0.010	0.024	0.046
2.00	1.875	0.068	0.165	0.211
2.25	2.125	0.461	1.116	1.327
2.50	2.375	3.211	7.775	9.102
2.75	2.625	12.561	30.416	39.519
3.00	2.875	16.199	39.226	78.744
3.25	3.125	7.357	17.815	96.559
3.50	3.375	1.201	2.908	99.467
3.75	3.625	0.174	0.421	99.889
4.00	3.875	0.046	0.111	100.000
5.00	4.500	0.000	0.000	100.000

Statistical Results			
Mean:	2.8127	phi	(0.1423 mm)
Standard Dev:	0.2589	phi-units	(0.8357 mm)
Skewness:	-0.0411	dimensionless	
Kurtosis:	3.9156	dimensionless	
5th Moment:	-2.5423	dimensionless	
6th Moment:	45.0770	dimensionless	
RARD *	0.0921	dimensionless	
Median	2.6918	phi	(0.1548 mm)

* RARD = reciprocal absolute relative dispersion (see below)

Statistical Explanation	
Calculations based on the Method of Moments	
Skewness: 3rd Stand. Moment; Exact Gaussian = 0.0	
Kurtosis: 4th Stand. Moment; Exact Gaussian = 3.0	
For Further Explanation, See Calculation Sheets	
Millimeter data calculated by $mm = 2^{(-\phi)}$	

Reciprocal Absolute Relative Dispersion (RARD) Scale	
< 0.5	Excellent homogeneity (e.g., beaches)
0.5 to 1.0	Good homogeneity
1.0 to 1.33	Fair homogeneity
> 1.33	Poor homogeneity (e.g., glacial)

