

Onshore Grab Sample

Sample: DU-17-SS
Sample Taken By: J. Ladner
Sample Collected On: 12/4/02
Splits? N/A

County: Duval
Latitude: 30° 25' 2.9"
Longitude: 81° 24' 23.1"
Datum: WGS 84
Surf. Elev: N/A
Datum: N/A

Fine Data Summary

| | |
|-----------------------|--------------|
| Total Sample Weight | 49.518 grams |
| Total Fines in Sample | 0.525 grams |
| Total Percent Fines | 1.05 % |

Dry Sieving Summary

| | |
|------------------------|--------------|
| Total Sample Weight | 48.947 grams |
| Total Digested Weight | 48.241 grams |
| Total Carbonate Weight | 0.706 grams |
| Total Silica % | 98.56 % |
| Total Carbonate % | 1.44 % |
| Carbonate/Silica Ratio | 0.015 |

General Comments:

None

Description

Worked By: C. Fischler
Reviewed and Edited By: M. Ladle

Pre-Digestion Grain Size Distribution

Onshore Grab Sample

Sample: DU-17-SS

Total Sample Mass: 48.947 grams

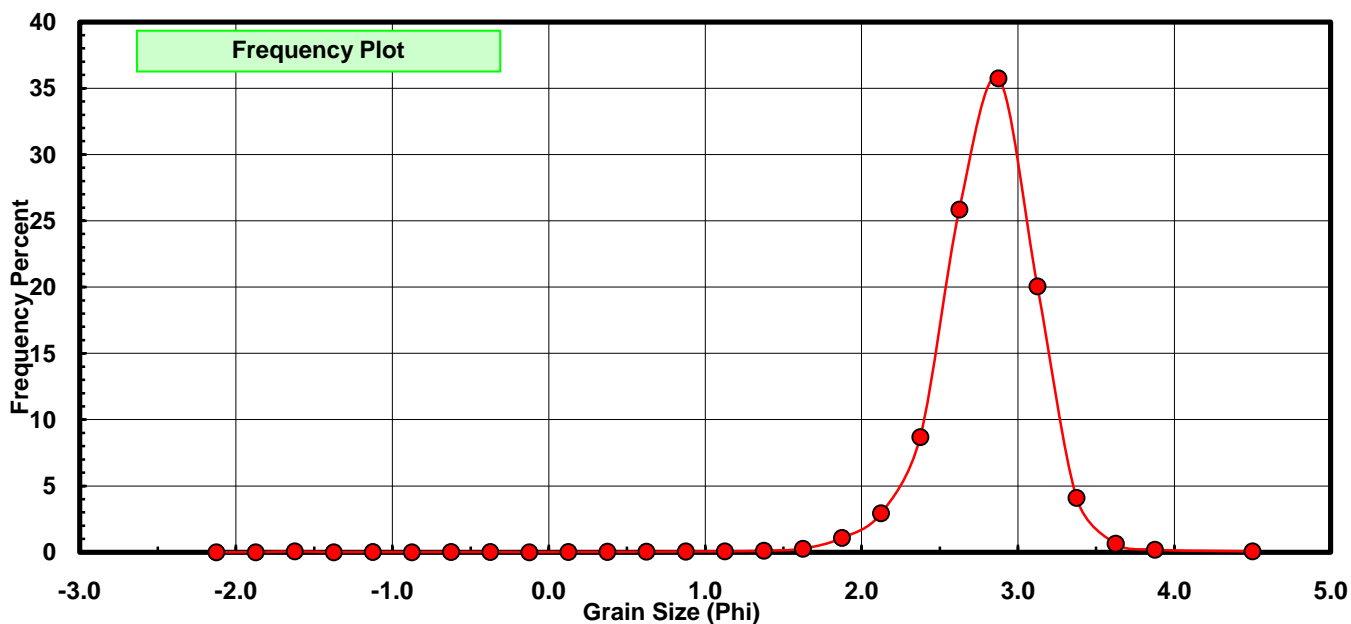
| Sieve Size (phi) | Sieve Midpt (phi) | Weight (grams) | Freq Weight % | Cumulative Weight % |
|------------------|-------------------|----------------|---------------|---------------------|
| -2.00 | -2.125 | 0.000 | 0.000 | 0.000 |
| -1.75 | -1.875 | 0.000 | 0.000 | 0.000 |
| -1.50 | -1.625 | 0.030 | 0.061 | 0.061 |
| -1.25 | -1.375 | 0.000 | 0.000 | 0.061 |
| -1.00 | -1.125 | 0.007 | 0.014 | 0.076 |
| -0.75 | -0.875 | 0.000 | 0.000 | 0.076 |
| -0.50 | -0.625 | 0.008 | 0.016 | 0.092 |
| -0.25 | -0.375 | 0.006 | 0.012 | 0.104 |
| 0.00 | -0.125 | 0.001 | 0.002 | 0.106 |
| 0.25 | 0.125 | 0.010 | 0.020 | 0.127 |
| 0.50 | 0.375 | 0.014 | 0.029 | 0.155 |
| 0.75 | 0.625 | 0.016 | 0.033 | 0.188 |
| 1.00 | 0.875 | 0.026 | 0.053 | 0.241 |
| 1.25 | 1.125 | 0.032 | 0.065 | 0.306 |
| 1.50 | 1.375 | 0.053 | 0.108 | 0.415 |
| 1.75 | 1.625 | 0.132 | 0.270 | 0.684 |
| 2.00 | 1.875 | 0.523 | 1.069 | 1.753 |
| 2.25 | 2.125 | 1.434 | 2.930 | 4.683 |
| 2.50 | 2.375 | 4.251 | 8.685 | 13.368 |
| 2.75 | 2.625 | 12.649 | 25.842 | 39.210 |
| 3.00 | 2.875 | 17.499 | 35.751 | 74.961 |
| 3.25 | 3.125 | 9.813 | 20.048 | 95.009 |
| 3.50 | 3.375 | 2.007 | 4.100 | 99.109 |
| 3.75 | 3.625 | 0.317 | 0.648 | 99.757 |
| 4.00 | 3.875 | 0.090 | 0.184 | 99.941 |
| 5.00 | 4.500 | 0.029 | 0.059 | 100.000 |

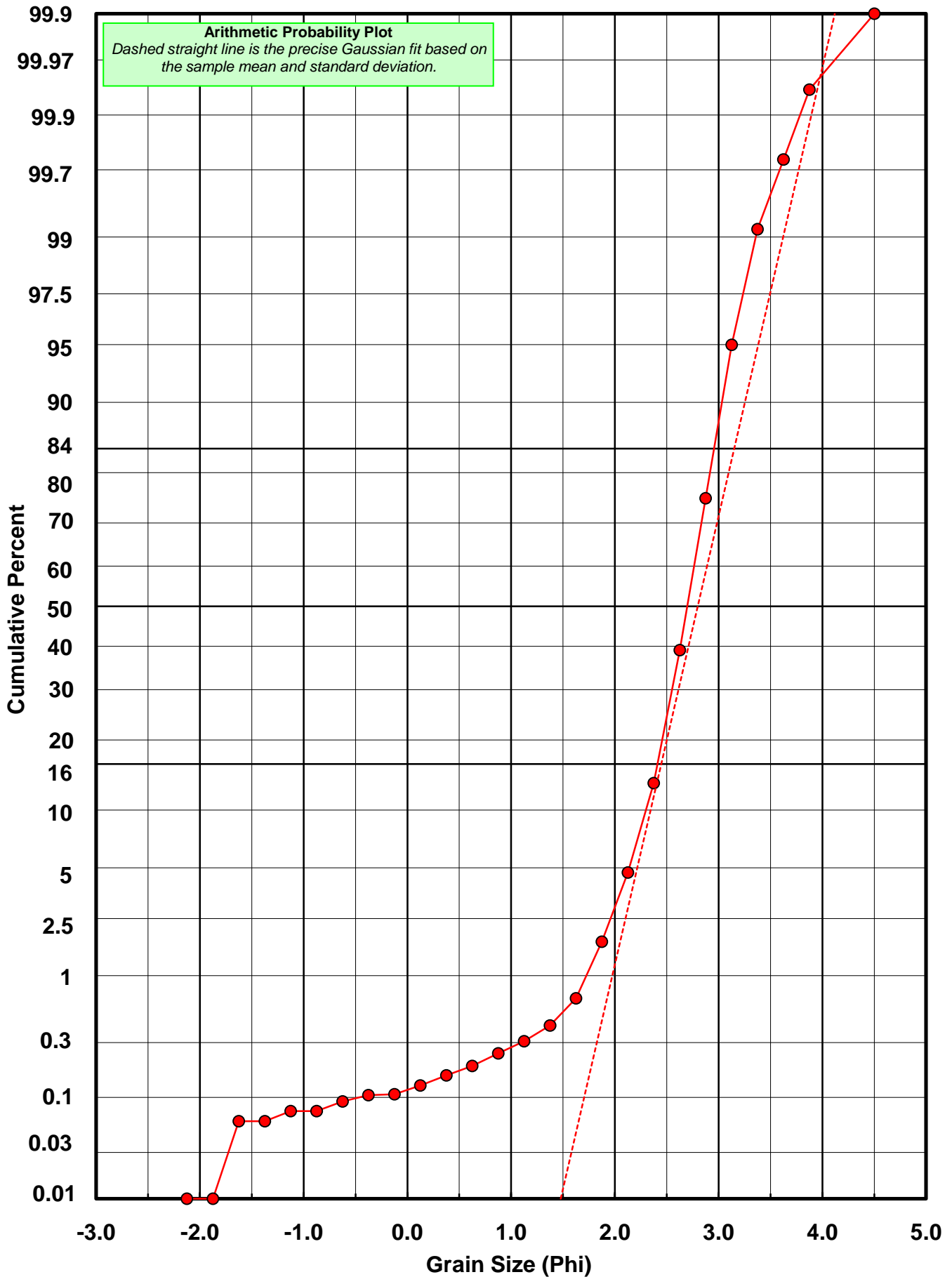
| Statistical Results | | | |
|---------------------|-----------|---------------|-------------|
| Mean: | 2.7990 | phi | (0.1437 mm) |
| Standard Dev: | 0.3544 | phi-units | (0.7822 mm) |
| Skewness: | -2.2930 | dimensionless | |
| Kurtosis: | 25.1634 | dimensionless | |
| 5th Moment: | -253.9884 | dimensionless | |
| 6th Moment: | 2975.5411 | dimensionless | |
| RARD * | 0.1266 | dimensionless | |
| Median | 2.7005 | phi | (0.1538 mm) |

* RARD = reciprocal absolute relative dispersion (see below)

| Statistical Explanation |
|---|
| Calculations based on the Method of Moments |
| Skewness: 3rd Stand. Moment; Exact Gaussian = 0.0 |
| Kurtosis: 4th Stand. Moment; Exact Gaussian = 3.0 |
| For Further Explanation, See Calculation Sheets |
| Millimeter data calculated by $mm = 2^{(-\phi)}$ |

| Reciprocal Absolute Relative Dispersion (RARD) Scale | |
|--|---------------------------------------|
| < 0.5 | Excellent homogeneity (e.g., beaches) |
| 0.5 to 1.0 | Good homogeneity |
| 1.0 to 1.33 | Fair homogeneity |
| > 1.33 | Poor homogeneity (e.g., glacial) |





Carbonate Grain Size Distribution

Onshore Grab Sample

Sample: DU-17-SS

Total Carbonate Mass: 2.752 grams

% Carbonate: 1.4 %

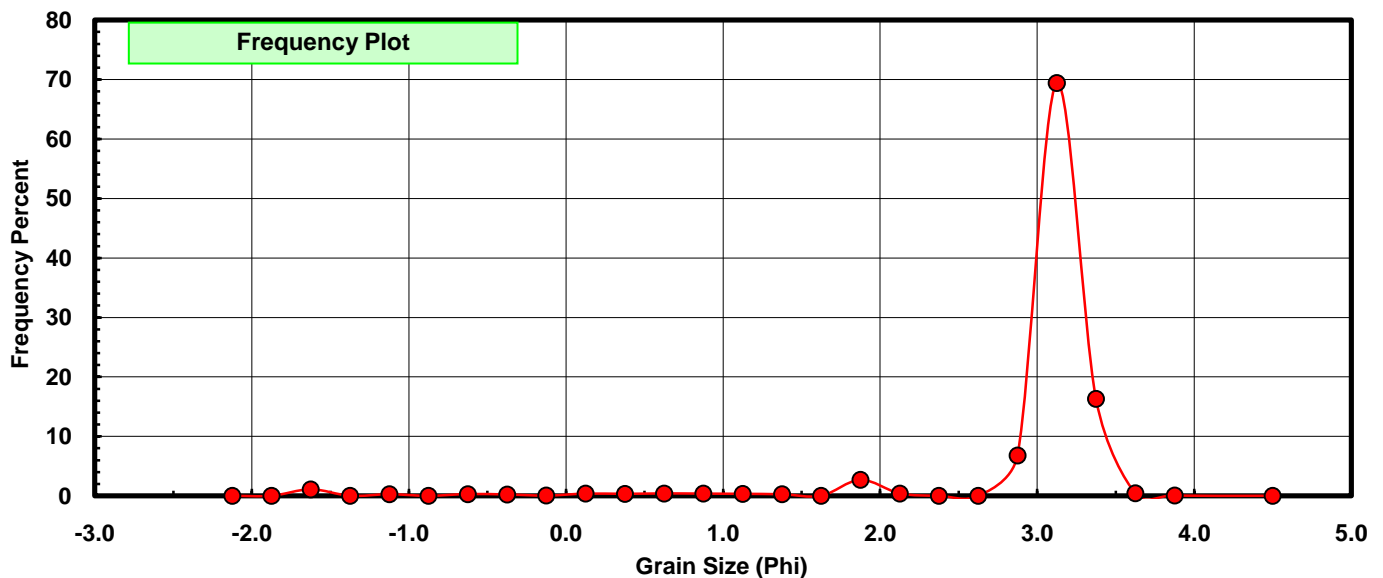
| Sieve Size (phi) | Sieve Midpt (phi) | Weight (grams) | Freq Weight % | Cumulative Weight % |
|------------------|-------------------|----------------|---------------|---------------------|
| -2.00 | -2.125 | 0.000 | 0.000 | 0.000 |
| -1.75 | -1.875 | 0.000 | 0.000 | 0.000 |
| -1.50 | -1.625 | 0.030 | 1.090 | 1.090 |
| -1.25 | -1.375 | 0.000 | 0.000 | 1.090 |
| -1.00 | -1.125 | 0.007 | 0.254 | 1.344 |
| -0.75 | -0.875 | 0.000 | 0.000 | 1.344 |
| -0.50 | -0.625 | 0.008 | 0.291 | 1.635 |
| -0.25 | -0.375 | 0.006 | 0.218 | 1.853 |
| 0.00 | -0.125 | 0.001 | 0.036 | 1.890 |
| 0.25 | 0.125 | 0.010 | 0.363 | 2.253 |
| 0.50 | 0.375 | 0.009 | 0.327 | 2.580 |
| 0.75 | 0.625 | 0.011 | 0.400 | 2.980 |
| 1.00 | 0.875 | 0.010 | 0.363 | 3.343 |
| 1.25 | 1.125 | 0.009 | 0.327 | 3.670 |
| 1.50 | 1.375 | 0.007 | 0.254 | 3.924 |
| 1.75 | 1.625 | 0.000 | 0.000 | 3.924 |
| 2.00 | 1.875 | 0.074 | 2.689 | 6.613 |
| 2.25 | 2.125 | 0.011 | 0.400 | 7.013 |
| 2.50 | 2.375 | 0.000 | 0.000 | 7.013 |
| 2.75 | 2.625 | 0.000 | 0.000 | 7.013 |
| 3.00 | 2.875 | 0.187 | 6.795 | 13.808 |
| 3.25 | 3.125 | 1.910 | 69.404 | 83.212 |
| 3.50 | 3.375 | 0.449 | 16.315 | 99.528 |
| 3.75 | 3.625 | 0.012 | 0.436 | 99.964 |
| 4.00 | 3.875 | 0.001 | 0.036 | 100.000 |
| 5.00 | 4.500 | 0.000 | 0.000 | 100.000 |

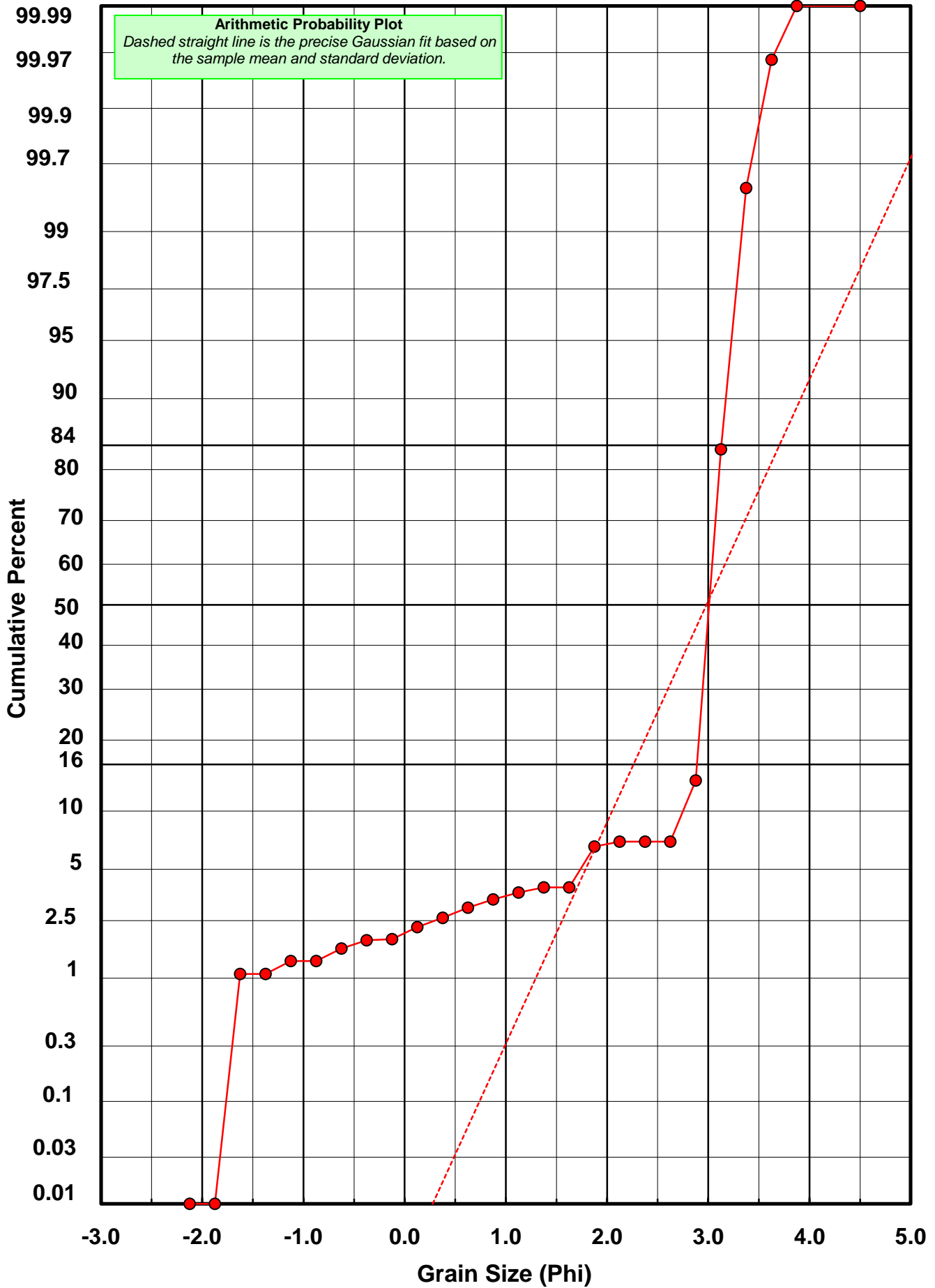
| Statistical Results | | | |
|---------------------|-----------|---------------|-------------|
| Mean: | 2.9823 | phi | (0.1265 mm) |
| Standard Dev: | 0.7255 | phi-units | (0.6048 mm) |
| Skewness: | -4.6048 | dimensionless | |
| Kurtosis: | 25.7350 | dimensionless | |
| 5th Moment: | -149.6566 | dimensionless | |
| 6th Moment: | 895.1884 | dimensionless | |
| RARD * | 0.2433 | dimensionless | |
| Median | 3.0054 | phi | (0.1245 mm) |

* RARD = reciprocal absolute relative dispersion (see below)

| Statistical Explanation | |
|---|--|
| Calculations based on the Method of Moments | |
| Skewness: 3rd Stand. Moment; Exact Gaussian = 0.0 | |
| Kurtosis: 4th Stand. Moment; Exact Gaussian = 3.0 | |
| For Further Explanation, See Calculation Sheets | |
| Millimeter data calculated by $mm = 2^{(-phi)}$ | |

| Reciprocal Absolute Relative Dispersion (RARD) Scale | |
|--|---------------------------------------|
| < 0.5 | Excellent homogeneity (e.g., beaches) |
| 0.5 to 1.0 | Good homogeneity |
| 1.0 to 1.33 | Fair homogeneity |
| > 1.33 | Poor homogeneity (e.g., glacial) |





Post-Digestion Grain Size Distribution

Onshore Grab Sample

Sample: DU-17-SS

Total Digested Mass: 48.215 grams

% Silica: 98.6 %

| Sieve Size (phi) | Sieve Midpt (phi) | Weight (grams) | Freq Weight % | Cumulative Weight % |
|------------------|-------------------|----------------|---------------|---------------------|
| -2.00 | -2.125 | 0.000 | 0.000 | 0.000 |
| -1.75 | -1.875 | 0.000 | 0.000 | 0.000 |
| -1.50 | -1.625 | 0.000 | 0.000 | 0.000 |
| -1.25 | -1.375 | 0.000 | 0.000 | 0.000 |
| -1.00 | -1.125 | 0.000 | 0.000 | 0.000 |
| -0.75 | -0.875 | 0.000 | 0.000 | 0.000 |
| -0.50 | -0.625 | 0.000 | 0.000 | 0.000 |
| -0.25 | -0.375 | 0.000 | 0.000 | 0.000 |
| 0.00 | -0.125 | 0.000 | 0.000 | 0.000 |
| 0.25 | 0.125 | 0.000 | 0.000 | 0.000 |
| 0.50 | 0.375 | 0.005 | 0.010 | 0.010 |
| 0.75 | 0.625 | 0.005 | 0.010 | 0.021 |
| 1.00 | 0.875 | 0.016 | 0.033 | 0.054 |
| 1.25 | 1.125 | 0.023 | 0.048 | 0.102 |
| 1.50 | 1.375 | 0.046 | 0.095 | 0.197 |
| 1.75 | 1.625 | 0.143 | 0.297 | 0.494 |
| 2.00 | 1.875 | 0.449 | 0.931 | 1.425 |
| 2.25 | 2.125 | 1.423 | 2.951 | 4.376 |
| 2.50 | 2.375 | 5.296 | 10.984 | 15.360 |
| 2.75 | 2.625 | 13.642 | 28.294 | 43.654 |
| 3.00 | 2.875 | 17.312 | 35.906 | 79.560 |
| 3.25 | 3.125 | 7.903 | 16.391 | 95.951 |
| 3.50 | 3.375 | 1.558 | 3.231 | 99.183 |
| 3.75 | 3.625 | 0.305 | 0.633 | 99.815 |
| 4.00 | 3.875 | 0.089 | 0.185 | 100.000 |
| 5.00 | 4.500 | 0.000 | 0.000 | 100.000 |

| Statistical Results | | | |
|---------------------|----------|---------------|-------------|
| Mean: | 2.7745 | phi | (0.1461 mm) |
| Standard Dev: | 0.3122 | phi-units | (0.8054 mm) |
| Skewness: | -0.5384 | dimensionless | |
| Kurtosis: | 5.3080 | dimensionless | |
| 5th Moment: | -13.4204 | dimensionless | |
| 6th Moment: | 93.0503 | dimensionless | |
| RARD * | 0.1125 | dimensionless | |
| Median | 2.6692 | phi | (0.1572 mm) |

* RARD = reciprocal absolute relative dispersion (see below)

| Statistical Explanation | |
|---|--|
| Calculations based on the Method of Moments | |
| Skewness: 3rd Stand. Moment; Exact Gaussian = 0.0 | |
| Kurtosis: 4th Stand. Moment; Exact Gaussian = 3.0 | |
| For Further Explanation, See Calculation Sheets | |
| Millimeter data calculated by $mm = 2^{(-\phi)}$ | |

| Reciprocal Absolute Relative Dispersion (RARD) Scale | |
|--|---------------------------------------|
| < 0.5 | Excellent homogeneity (e.g., beaches) |
| 0.5 to 1.0 | Good homogeneity |
| 1.0 to 1.33 | Fair homogeneity |
| > 1.33 | Poor homogeneity (e.g., glacial) |

