

Onshore Grab Sample

Sample: DU-16-SS
Sample Taken By: J. Ladner
Sample Collected On: 12/4/02
Splits? N/A

County: Duval
Latitude: 30° 26' 4.0"
Longitude: 81° 24' 25.7"
Datum: WGS 84
Surf. Elev: N/A
Datum: N/A

Fine Data Summary

Total Sample Weight 54.139 grams
Total Fines in Sample 0.728 grams
Total Percent Fines 1.33 %

Dry Sieving Summary

Total Sample Weight 53.571 grams
Total Digested Weight 52.166 grams
Total Carbonate Weight 1.405 grams
Total Silica % 97.38 %
Total Carbonate % 2.62 %
Carbonate/Silica Ratio 0.027

General Comments:

None

Description

Worked By: C. Fischler
Reviewed and Edited By: M. Ladle

Pre-Digestion Grain Size Distribution

Onshore Grab Sample

Sample: DU-16-SS

Total Sample Mass: 53.571 grams

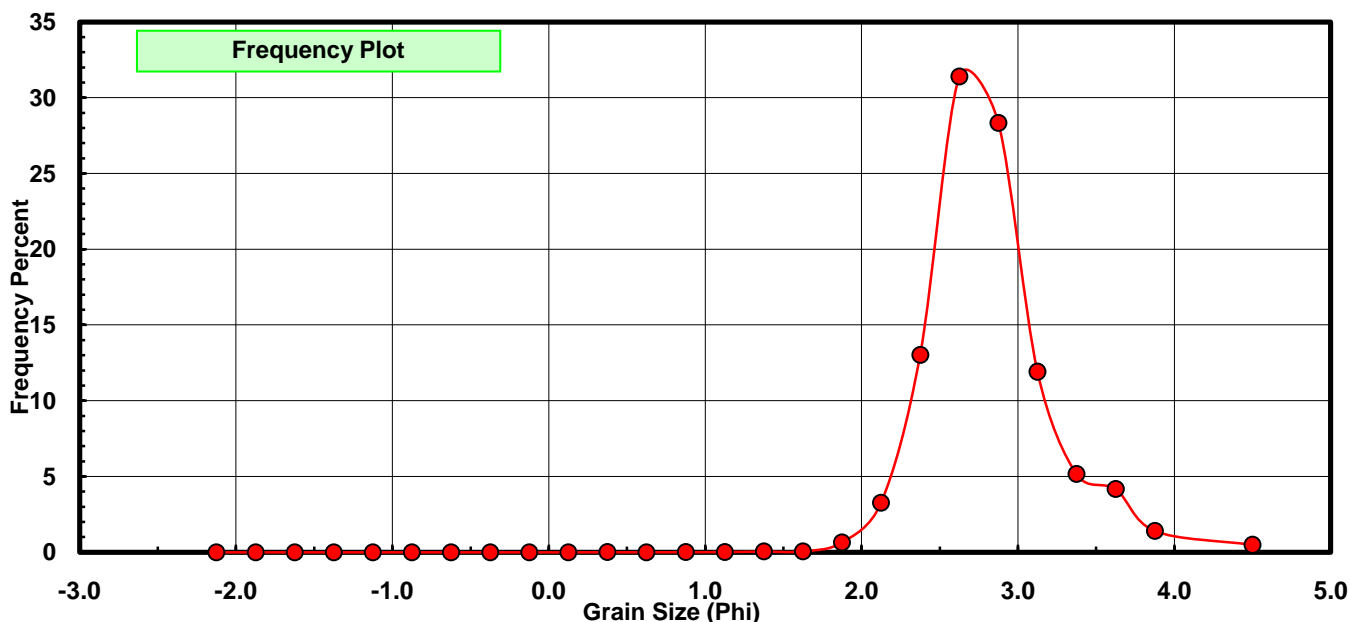
Sieve Size (phi)	Sieve Midpt (phi)	Weight (grams)	Freq Weight %	Cumulative Weight %
-2.00	-2.125	0.000	0.000	0.000
-1.75	-1.875	0.000	0.000	0.000
-1.50	-1.625	0.000	0.000	0.000
-1.25	-1.375	0.000	0.000	0.000
-1.00	-1.125	0.000	0.000	0.000
-0.75	-0.875	0.000	0.000	0.000
-0.50	-0.625	0.000	0.000	0.000
-0.25	-0.375	0.000	0.000	0.000
0.00	-0.125	0.000	0.000	0.000
0.25	0.125	0.000	0.000	0.000
0.50	0.375	0.003	0.006	0.006
0.75	0.625	0.002	0.004	0.009
1.00	0.875	0.005	0.009	0.019
1.25	1.125	0.011	0.021	0.039
1.50	1.375	0.026	0.049	0.088
1.75	1.625	0.033	0.062	0.149
2.00	1.875	0.348	0.650	0.799
2.25	2.125	1.753	3.272	4.071
2.50	2.375	6.982	13.033	17.104
2.75	2.625	16.818	31.394	48.498
3.00	2.875	15.183	28.342	76.840
3.25	3.125	6.384	11.917	88.757
3.50	3.375	2.764	5.160	93.916
3.75	3.625	2.240	4.181	98.098
4.00	3.875	0.756	1.411	99.509
5.00	4.500	0.263	0.491	100.000

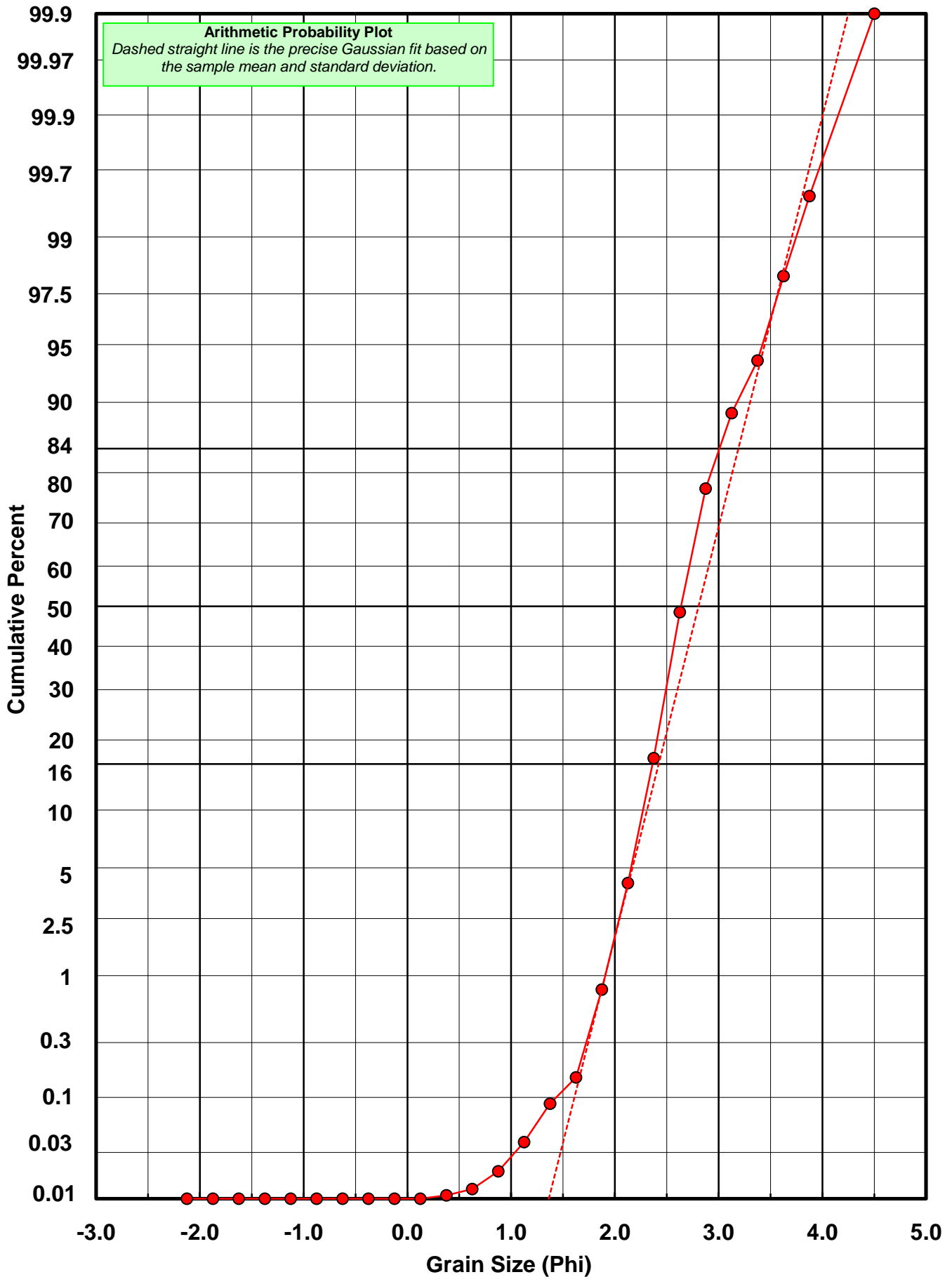
Statistical Results			
Mean:	2.8071	phi	(0.1429 mm)
Standard Dev:	0.3871	phi-units	(0.7647 mm)
Skewness:	0.7716	dimensionless	
Kurtosis:	4.9865	dimensionless	
5th Moment:	9.2581	dimensionless	
6th Moment:	57.6484	dimensionless	
RARD *	0.1379	dimensionless	
Median	2.6382	phi	(0.1606 mm)

* RARD = reciprocal absolute relative dispersion (see below)

Statistical Explanation	
Calculations based on the Method of Moments	
Skewness: 3rd Stand. Moment; Exact Gaussian = 0.0	
Kurtosis: 4th Stand. Moment; Exact Gaussian = 3.0	
For Further Explanation, See Calculation Sheets	
Millimeter data calculated by $mm = 2^{-(\phi)}$	

Reciprocal Absolute Relative Dispersion (RARD) Scale	
< 0.5	Excellent homogeneity (e.g., beaches)
0.5 to 1.0	Good homogeneity
1.0 to 1.33	Fair homogeneity
> 1.33	Poor homogeneity (e.g., glacial)





Carbonate Grain Size Distribution

Onshore Grab Sample

Sample: DU-16-SS

Total Carbonate Mass: 3.793 grams

% Carbonate: 2.6 %

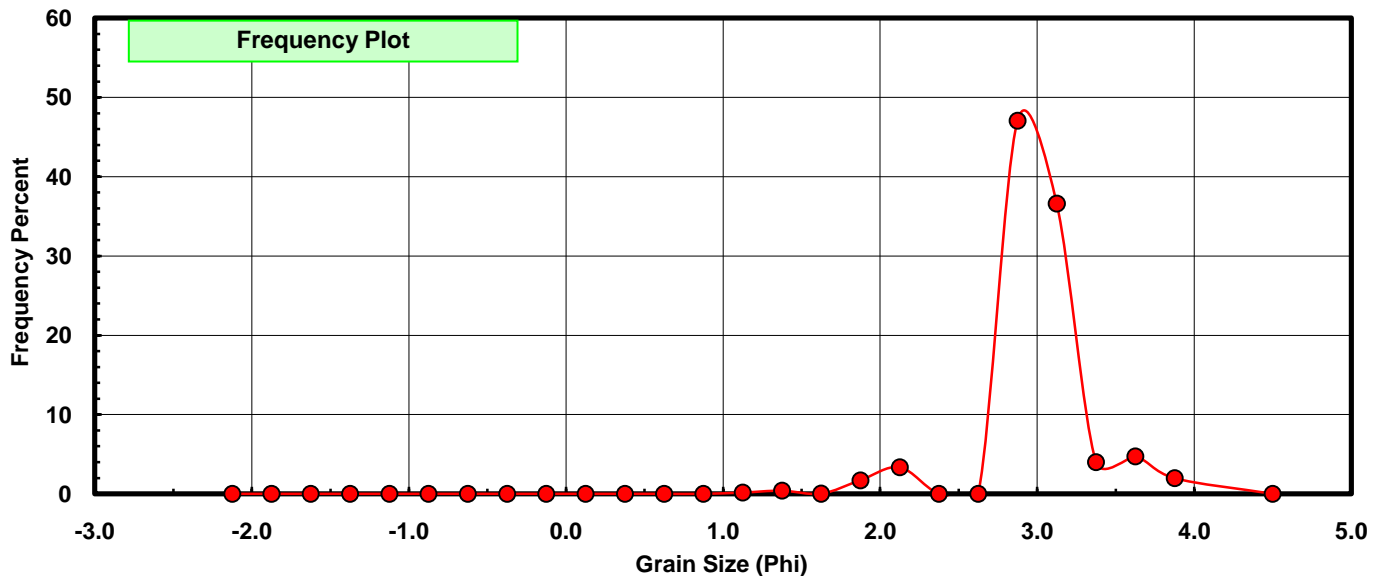
Sieve Size (phi)	Sieve Midpt (phi)	Weight (grams)	Freq Weight %	Cumulative Weight %
-2.00	-2.125	0.000	0.000	0.000
-1.75	-1.875	0.000	0.000	0.000
-1.50	-1.625	0.000	0.000	0.000
-1.25	-1.375	0.000	0.000	0.000
-1.00	-1.125	0.000	0.000	0.000
-0.75	-0.875	0.000	0.000	0.000
-0.50	-0.625	0.000	0.000	0.000
-0.25	-0.375	0.000	0.000	0.000
0.00	-0.125	0.000	0.000	0.000
0.25	0.125	0.000	0.000	0.000
0.50	0.375	0.000	0.000	0.000
0.75	0.625	0.000	0.000	0.000
1.00	0.875	0.000	0.000	0.000
1.25	1.125	0.006	0.158	0.158
1.50	1.375	0.015	0.395	0.554
1.75	1.625	0.001	0.026	0.580
2.00	1.875	0.065	1.714	2.294
2.25	2.125	0.127	3.348	5.642
2.50	2.375	0.000	0.000	5.642
2.75	2.625	0.000	0.000	5.642
3.00	2.875	1.785	47.060	52.702
3.25	3.125	1.388	36.594	89.296
3.50	3.375	0.152	4.007	93.303
3.75	3.625	0.179	4.719	98.023
4.00	3.875	0.075	1.977	100.000
5.00	4.500	0.000	0.000	100.000

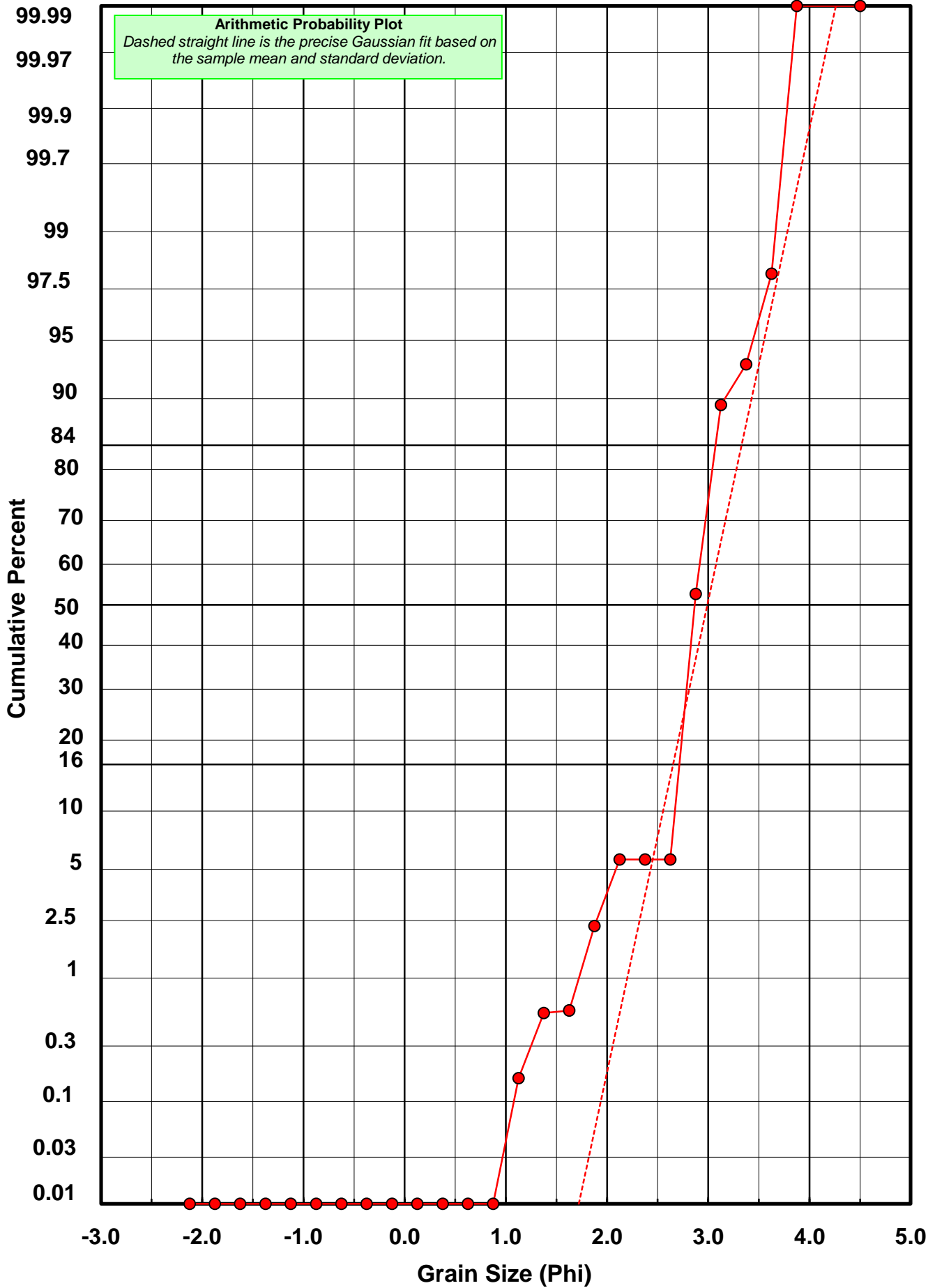
Statistical Results			
Mean:	2.9904	phi	(0.1258 mm)
Standard Dev:	0.3406	phi-units	(0.7897 mm)
Skewness:	-1.1362	dimensionless	
Kurtosis:	8.4067	dimensionless	
5th Moment:	-24.0852	dimensionless	
6th Moment:	127.0550	dimensionless	
RARD *	0.1139	dimensionless	
Median	2.8606	phi	(0.1377 mm)

* RARD = reciprocal absolute relative dispersion (see below)

Statistical Explanation	
Calculations based on the Method of Moments	
Skewness: 3rd Stand. Moment; Exact Gaussian = 0.0	
Kurtosis: 4th Stand. Moment; Exact Gaussian = 3.0	
For Further Explanation, See Calculation Sheets	
Millimeter data calculated by $mm = 2^{(-phi)}$	

Reciprocal Absolute Relative Dispersion (RARD) Scale	
< 0.5	Excellent homogeneity (e.g., beaches)
0.5 to 1.0	Good homogeneity
1.0 to 1.33	Fair homogeneity
> 1.33	Poor homogeneity (e.g., glacial)





Post-Digestion Grain Size Distribution

Onshore Grab Sample

Sample: DU-16-SS

Total Digested Mass: 52.000 grams

% Silica: 97.4 %

Sieve Size (phi)	Sieve Midpt (phi)	Weight (grams)	Freq Weight %	Cumulative Weight %
-2.00	-2.125	0.000	0.000	0.000
-1.75	-1.875	0.000	0.000	0.000
-1.50	-1.625	0.000	0.000	0.000
-1.25	-1.375	0.000	0.000	0.000
-1.00	-1.125	0.000	0.000	0.000
-0.75	-0.875	0.000	0.000	0.000
-0.50	-0.625	0.000	0.000	0.000
-0.25	-0.375	0.000	0.000	0.000
0.00	-0.125	0.000	0.000	0.000
0.25	0.125	0.000	0.000	0.000
0.50	0.375	0.008	0.015	0.015
0.75	0.625	0.007	0.013	0.029
1.00	0.875	0.006	0.012	0.040
1.25	1.125	0.005	0.010	0.050
1.50	1.375	0.011	0.021	0.071
1.75	1.625	0.032	0.062	0.133
2.00	1.875	0.283	0.544	0.677
2.25	2.125	1.626	3.127	3.804
2.50	2.375	7.964	15.315	19.119
2.75	2.625	18.310	35.212	54.331
3.00	2.875	13.398	25.765	80.096
3.25	3.125	4.996	9.608	89.704
3.50	3.375	2.612	5.023	94.727
3.75	3.625	2.061	3.963	98.690
4.00	3.875	0.681	1.310	100.000
5.00	4.500	0.000	0.000	100.000

Statistical Results			
Mean:	2.7713	phi	(0.1465 mm)
Standard Dev:	0.3646	phi-units	(0.7767 mm)
Skewness:	0.6039	dimensionless	
Kurtosis:	4.2474	dimensionless	
5th Moment:	1.7690	dimensionless	
6th Moment:	43.3636	dimensionless	
RARD *	0.1316	dimensionless	
Median	2.5943	phi	(0.1656 mm)

* RARD = reciprocal absolute relative dispersion (see below)

Statistical Explanation	
Calculations based on the Method of Moments	
Skewness: 3rd Stand. Moment; Exact Gaussian = 0.0	
Kurtosis: 4th Stand. Moment; Exact Gaussian = 3.0	
For Further Explanation, See Calculation Sheets	
Millimeter data calculated by $mm = 2^{(-phi)}$	

Reciprocal Absolute Relative Dispersion (RARD) Scale	
< 0.5	Excellent homogeneity (e.g., beaches)
0.5 to 1.0	Good homogeneity
1.0 to 1.33	Fair homogeneity
> 1.33	Poor homogeneity (e.g., glacial)

