

Onshore Grab Sample

Sample: DU-09-SS
Sample Taken By: J. Ladner
Sample Collected On: 12/4/02
Splits? N/A

County: Duval
Latitude: 30° 16' 29.3"
Longitude: 81° 23' 4.3"
Datum: WGS 84
Surf. Elev: N/A
Datum: N/A

Fine Data Summary

Total Sample Weight	57.362 grams
Total Fines in Sample	0.579 grams
Total Percent Fines	1.00 %

Dry Sieving Summary

Total Sample Weight	56.683 grams
Total Digested Weight	55.608 grams
Total Carbonate Weight	1.075 grams
Total Silica %	98.10 %
Total Carbonate %	1.90 %
Carbonate/Silica Ratio	0.019

General Comments:

None

Description

Worked By: C. Fischler
Reviewed and Edited By: M. Ladle

Pre-Digestion Grain Size Distribution

Onshore Grab Sample

Sample: DU-09-SS

Total Sample Mass: 56.683 grams

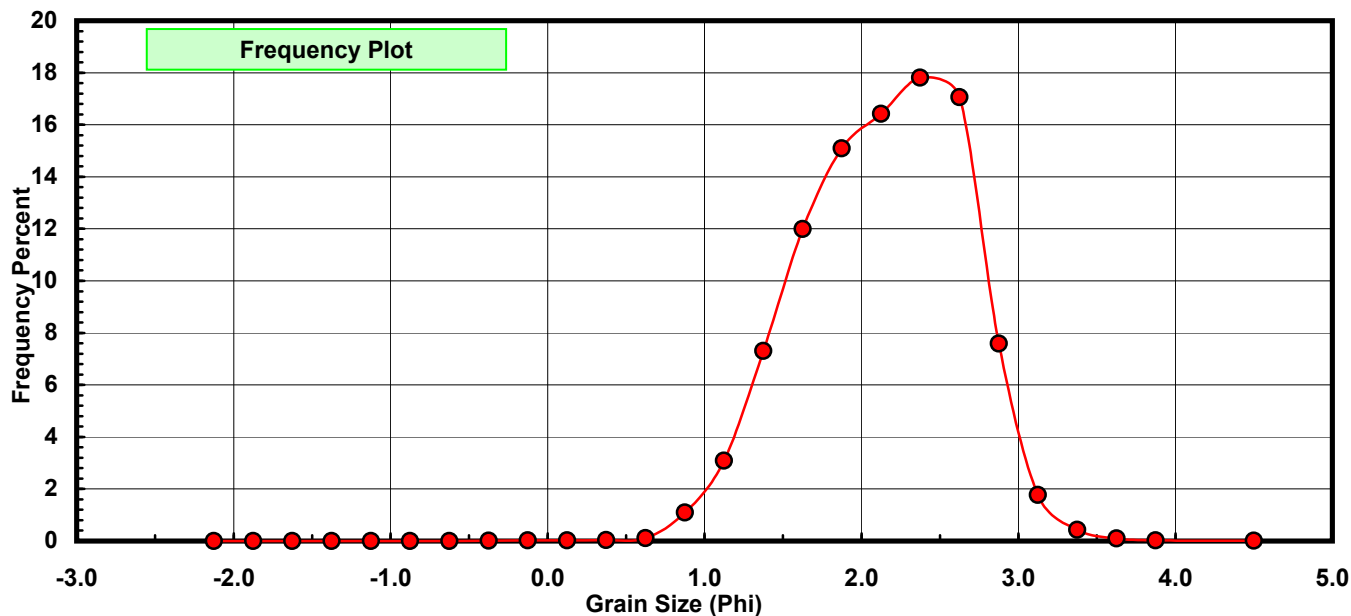
Sieve Size (phi)	Sieve Midpt (phi)	Weight (grams)	Freq Weight %	Cumulative Weight %
-2.00	-2.125	0.000	0.000	0.000
-1.75	-1.875	0.000	0.000	0.000
-1.50	-1.625	0.000	0.000	0.000
-1.25	-1.375	0.000	0.000	0.000
-1.00	-1.125	0.000	0.000	0.000
-0.75	-0.875	0.000	0.000	0.000
-0.50	-0.625	0.000	0.000	0.000
-0.25	-0.375	0.009	0.016	0.016
0.00	-0.125	0.012	0.021	0.037
0.25	0.125	0.014	0.025	0.062
0.50	0.375	0.023	0.041	0.102
0.75	0.625	0.066	0.116	0.219
1.00	0.875	0.623	1.099	1.318
1.25	1.125	1.748	3.084	4.402
1.50	1.375	4.138	7.300	11.702
1.75	1.625	6.797	11.991	23.693
2.00	1.875	8.557	15.096	38.789
2.25	2.125	9.310	16.425	55.214
2.50	2.375	10.094	17.808	73.022
2.75	2.625	9.670	17.060	90.082
3.00	2.875	4.301	7.588	97.669
3.25	3.125	1.005	1.773	99.443
3.50	3.375	0.241	0.425	99.868
3.75	3.625	0.057	0.101	99.968
4.00	3.875	0.014	0.025	99.993
5.00	4.500	0.004	0.007	100.000

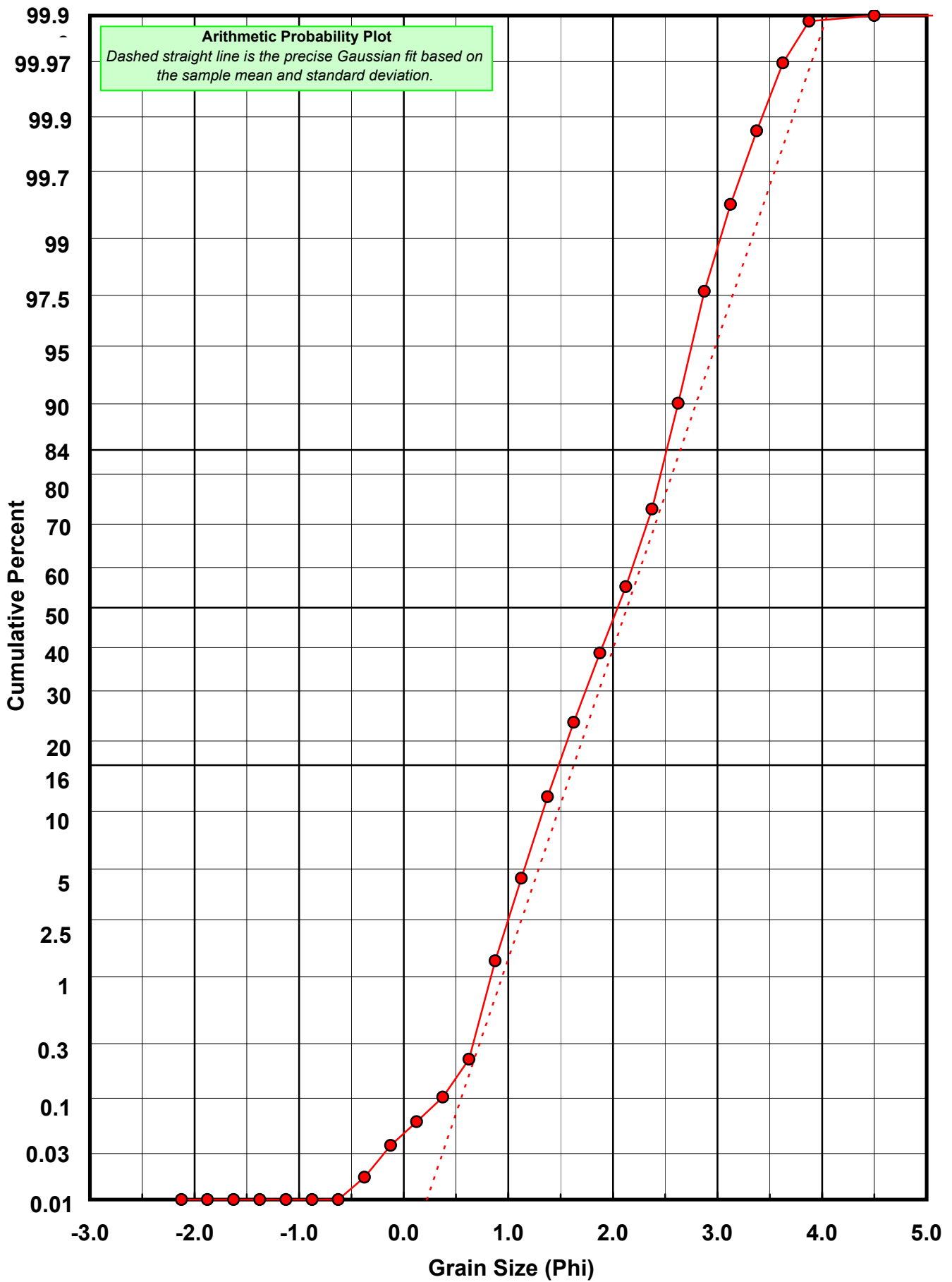
Statistical Results			
Mean:	2.1360	phi	(0.2275 mm)
Standard Dev:	0.5140	phi-units	(0.7003 mm)
Skewness:	-0.2564	dimensionless	
Kurtosis:	2.7503	dimensionless	
5th Moment:	-2.1519	dimensionless	
6th Moment:	15.4942	dimensionless	
RARD *	0.2406	dimensionless	
Median	2.0456	phi	(0.2422 mm)

* RARD = reciprocal absolute relative dispersion (see below)

Statistical Explanation
Calculations based on the Method of Moments
Skewness: 3rd Stand. Moment; Exact Gaussian = 0.0
Kurtosis: 4th Stand. Moment; Exact Gaussian = 3.0
For Further Explanation, See Calculation Sheets
Millimeter data calculated by $mm = 2^{(-phi)}$

Reciprocal Absolute Relative Dispersion (RARD) Scale	
< 0.5	Excellent homogeneity (e.g., beaches)
0.5 to 1.0	Good homogeneity
1.0 to 1.33	Fair homogeneity
> 1.33	Poor homogeneity (e.g., glacial)





Carbonate Grain Size Distribution

Onshore Grab Sample

Sample: DU-09-SS

Total Carbonate Mass: 1.395 grams

% Carbonate: 1.9 %

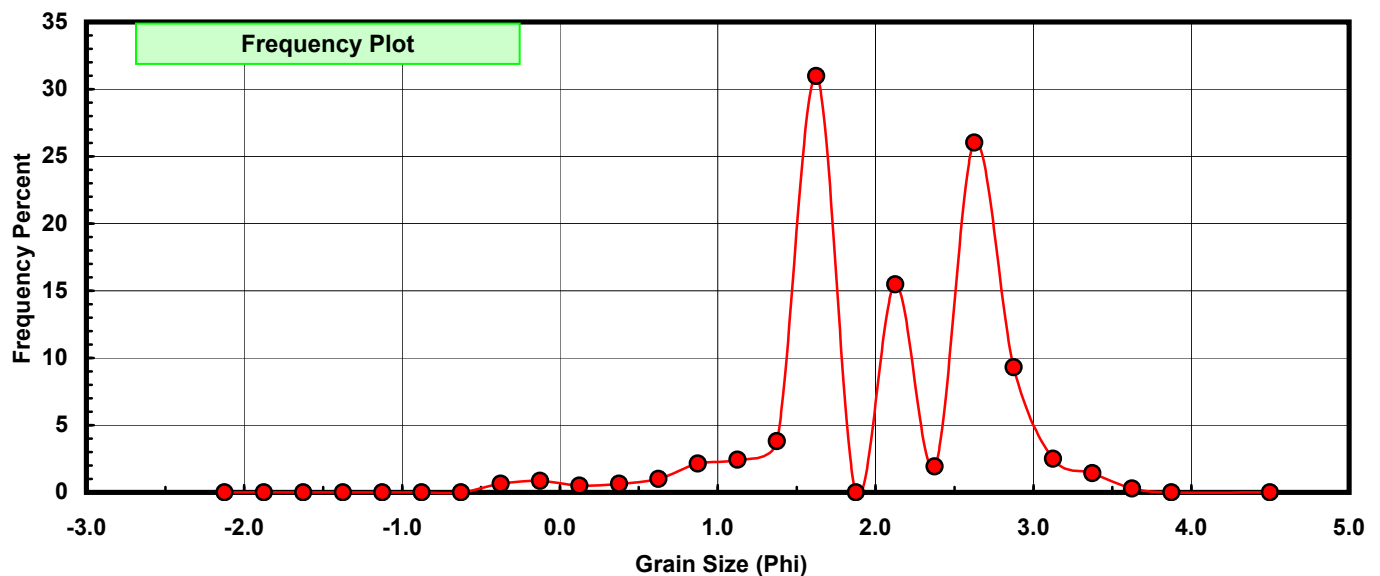
Sieve Size (phi)	Sieve Midpt (phi)	Weight (grams)	Freq Weight %	Cumulative Weight %
-2.00	-2.125	0.000	0.000	0.000
-1.75	-1.875	0.000	0.000	0.000
-1.50	-1.625	0.000	0.000	0.000
-1.25	-1.375	0.000	0.000	0.000
-1.00	-1.125	0.000	0.000	0.000
-0.75	-0.875	0.000	0.000	0.000
-0.50	-0.625	0.000	0.000	0.000
-0.25	-0.375	0.009	0.645	0.645
0.00	-0.125	0.012	0.860	1.505
0.25	0.125	0.007	0.502	2.007
0.50	0.375	0.009	0.645	2.652
0.75	0.625	0.014	1.004	3.656
1.00	0.875	0.030	2.151	5.806
1.25	1.125	0.034	2.437	8.244
1.50	1.375	0.053	3.799	12.043
1.75	1.625	0.432	30.968	43.011
2.00	1.875	0.000	0.000	43.011
2.25	2.125	0.216	15.484	58.495
2.50	2.375	0.027	1.935	60.430
2.75	2.625	0.363	26.022	86.452
3.00	2.875	0.130	9.319	95.771
3.25	3.125	0.035	2.509	98.280
3.50	3.375	0.020	1.434	99.713
3.75	3.625	0.004	0.287	100.000
4.00	3.875	0.000	0.000	100.000
5.00	4.500	0.000	0.000	100.000

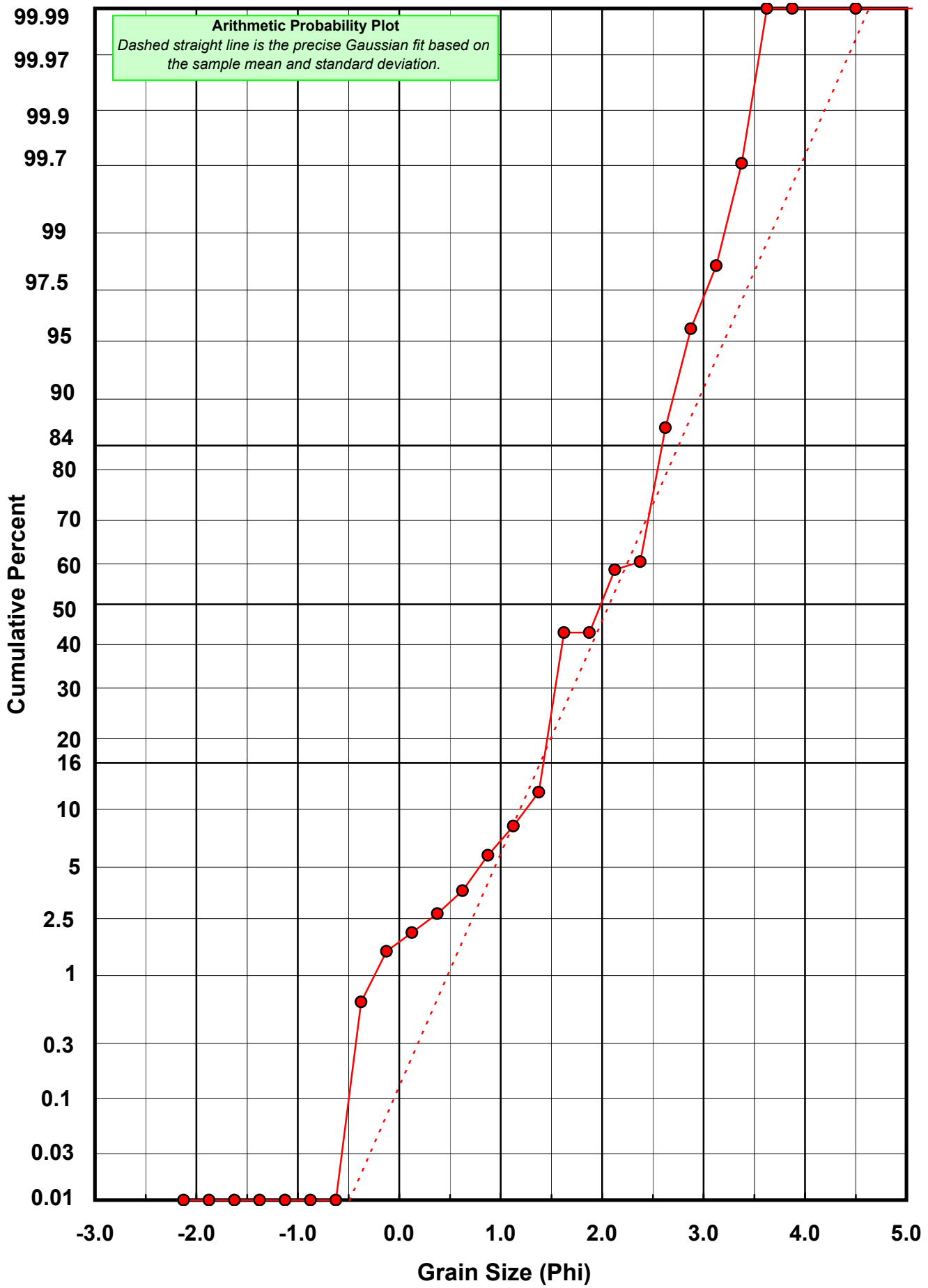
Statistical Results			
Mean:	2.0707	phi	(0.238 mm)
Standard Dev:	0.6875	phi-units	(0.6209 mm)
Skewness:	-0.6658	dimensionless	
Kurtosis:	3.7473	dimensionless	
5th Moment:	-7.9539	dimensionless	
6th Moment:	29.6022	dimensionless	
RARD *	0.3320	dimensionless	
Median	1.9878	phi	(0.2521 mm)

* RARD = reciprocal absolute relative dispersion (see below)

Statistical Explanation	
Calculations based on the Method of Moments	
Skewness: 3rd Stand. Moment; Exact Gaussian = 0.0	
Kurtosis: 4th Stand. Moment; Exact Gaussian = 3.0	
For Further Explanation, See Calculation Sheets	
Millimeter data calculated by $mm = 2^{(-phi)}$	

Reciprocal Absolute Relative Dispersion (RARD) Scale	
< 0.5	Excellent homogeneity (e.g., beaches)
0.5 to 1.0	Good homogeneity
1.0 to 1.33	Fair homogeneity
> 1.33	Poor homogeneity (e.g., glacial)





Post-Digestion Grain Size Distribution

Onshore Grab Sample

Sample: DU-09-SS

Total Digested Mass: 55.601 grams

% Silica: 98.1 %

Sieve Size (phi)	Sieve Midpt (phi)	Weight (grams)	Freq Weight %	Cumulative Weight %
-2.00	-2.125	0.000	0.000	0.000
-1.75	-1.875	0.000	0.000	0.000
-1.50	-1.625	0.000	0.000	0.000
-1.25	-1.375	0.000	0.000	0.000
-1.00	-1.125	0.000	0.000	0.000
-0.75	-0.875	0.000	0.000	0.000
-0.50	-0.625	0.000	0.000	0.000
-0.25	-0.375	0.000	0.000	0.000
0.00	-0.125	0.000	0.000	0.000
0.25	0.125	0.007	0.013	0.013
0.50	0.375	0.014	0.025	0.038
0.75	0.625	0.052	0.094	0.131
1.00	0.875	0.593	1.067	1.198
1.25	1.125	1.714	3.083	4.280
1.50	1.375	4.085	7.347	11.627
1.75	1.625	6.365	11.448	23.075
2.00	1.875	8.874	15.960	39.035
2.25	2.125	9.094	16.356	55.391
2.50	2.375	10.067	18.106	73.497
2.75	2.625	9.307	16.739	90.236
3.00	2.875	4.171	7.502	97.737
3.25	3.125	0.970	1.745	99.482
3.50	3.375	0.221	0.397	99.879
3.75	3.625	0.053	0.095	99.975
4.00	3.875	0.014	0.025	100.000
5.00	4.500	0.000	0.000	100.000

Statistical Results			
Mean:	2.1360	phi	(0.2275 mm)
Standard Dev:	0.5072	phi-units	(0.7036 mm)
Skewness:	-0.2196	dimensionless	
Kurtosis:	2.5747	dimensionless	
5th Moment:	-1.3603	dimensionless	
6th Moment:	10.8727	dimensionless	
RARD *	0.2374	dimensionless	
Median	2.0426	phi	(0.2427 mm)

* RARD = reciprocal absolute relative dispersion (see below)

Statistical Explanation	
Calculations based on the Method of Moments	
Skewness: 3rd Stand. Moment; Exact Gaussian = 0.0	
Kurtosis: 4th Stand. Moment; Exact Gaussian = 3.0	
For Further Explanation, See Calculation Sheets	
Millimeter data calculated by $mm = 2^{(-phi)}$	

Reciprocal Absolute Relative Dispersion (RARD) Scale	
< 0.5	Excellent homogeneity (e.g., beaches)
0.5 to 1.0	Good homogeneity
1.0 to 1.33	Fair homogeneity
> 1.33	Poor homogeneity (e.g., glacial)

