

Onshore Grab Sample

Sample: DU-09-BB
Sample Taken By: J. Ladner
Sample Collected On: 12/4/02
Splits? N/A

County: Duval
Latitude: 30° 16' 28.6"
Longitude: 81° 23' 8.3"
Datum: WGS 84
Surf. Elev: N/A
Datum: N/A

Fine Data Summary

Total Sample Weight 68.949 grams
Total Fines in Sample 0.010 grams
Total Percent Fines 0.01 %

Dry Sieving Summary

Total Sample Weight 68.943 grams
Total Digested Weight 67.493 grams
Total Carbonate Weight 1.450 grams
Total Silica % 97.90 %
Total Carbonate % 2.10 %
Carbonate/Silica Ratio 0.021

General Comments:

None

Description

Worked By: C. Fischler
Reviewed and Edited By: M. Ladle

Pre-Digestion Grain Size Distribution

Onshore Grab Sample

Sample: DU-09-BB

Total Sample Mass: 68.943 grams

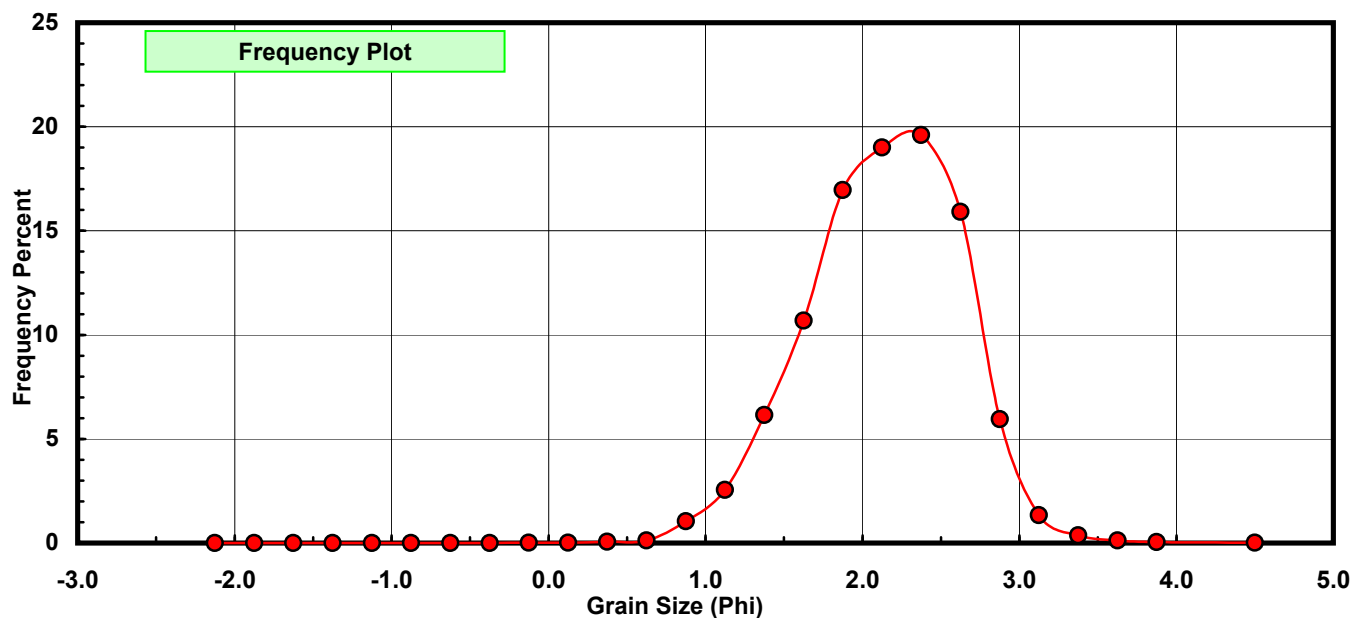
Sieve Size (phi)	Sieve Midpt (phi)	Weight (grams)	Freq Weight %	Cumulative Weight %
-2.00	-2.125	0.000	0.000	0.000
-1.75	-1.875	0.000	0.000	0.000
-1.50	-1.625	0.000	0.000	0.000
-1.25	-1.375	0.000	0.000	0.000
-1.00	-1.125	0.000	0.000	0.000
-0.75	-0.875	0.000	0.000	0.000
-0.50	-0.625	0.000	0.000	0.000
-0.25	-0.375	0.000	0.000	0.000
0.00	-0.125	0.007	0.010	0.010
0.25	0.125	0.013	0.019	0.029
0.50	0.375	0.040	0.058	0.087
0.75	0.625	0.088	0.128	0.215
1.00	0.875	0.726	1.053	1.268
1.25	1.125	1.756	2.547	3.815
1.50	1.375	4.245	6.157	9.972
1.75	1.625	7.368	10.687	20.659
2.00	1.875	11.695	16.963	37.622
2.25	2.125	13.100	19.001	56.624
2.50	2.375	13.515	19.603	76.227
2.75	2.625	10.971	15.913	92.140
3.00	2.875	4.104	5.953	98.093
3.25	3.125	0.927	1.345	99.437
3.50	3.375	0.256	0.371	99.809
3.75	3.625	0.089	0.129	99.938
4.00	3.875	0.033	0.048	99.985
5.00	4.500	0.010	0.015	100.000

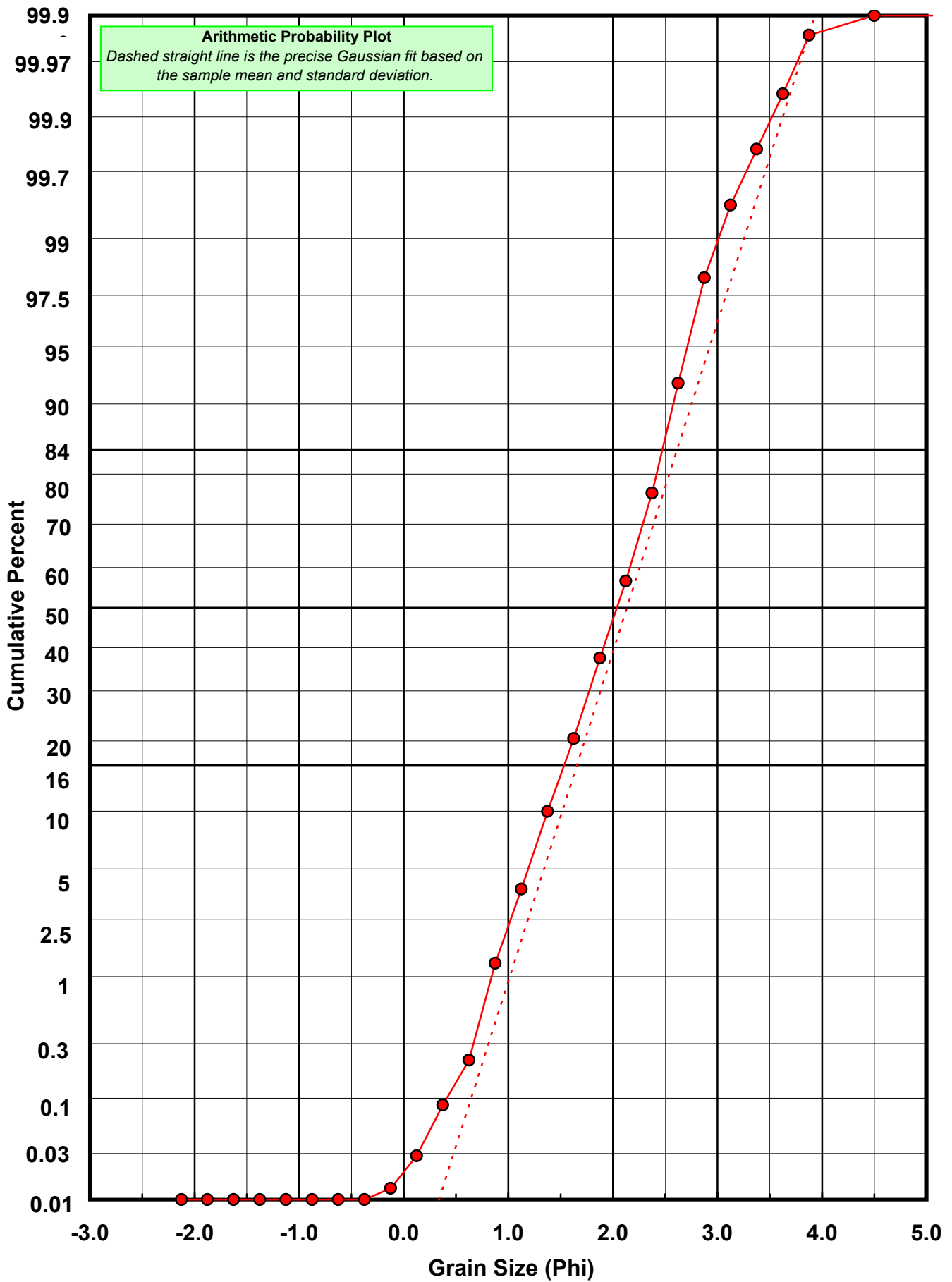
Statistical Results			
Mean:	2.1352	phi	(0.2276 mm)
Standard Dev:	0.4827	phi-units	(0.7156 mm)
Skewness:	-0.2483	dimensionless	
Kurtosis:	3.0685	dimensionless	
5th Moment:	-1.6458	dimensionless	
6th Moment:	18.6312	dimensionless	
RARD *	0.2261	dimensionless	
Median	2.0379	phi	(0.2435 mm)

* RARD = reciprocal absolute relative dispersion (see below)

Statistical Explanation
Calculations based on the Method of Moments
Skewness: 3rd Stand. Moment; Exact Gaussian = 0.0
Kurtosis: 4th Stand. Moment; Exact Gaussian = 3.0
For Further Explanation, See Calculation Sheets
Millimeter data calculated by $mm = 2^{(-phi)}$

Reciprocal Absolute Relative Dispersion (RARD) Scale	
< 0.5	Excellent homogeneity (e.g., beaches)
0.5 to 1.0	Good homogeneity
1.0 to 1.33	Fair homogeneity
> 1.33	Poor homogeneity (e.g., glacial)





Carbonate Grain Size Distribution

Onshore Grab Sample

Sample: DU-09-BB

Total Carbonate Mass: 5.522 grams

% Carbonate: 2.1 %

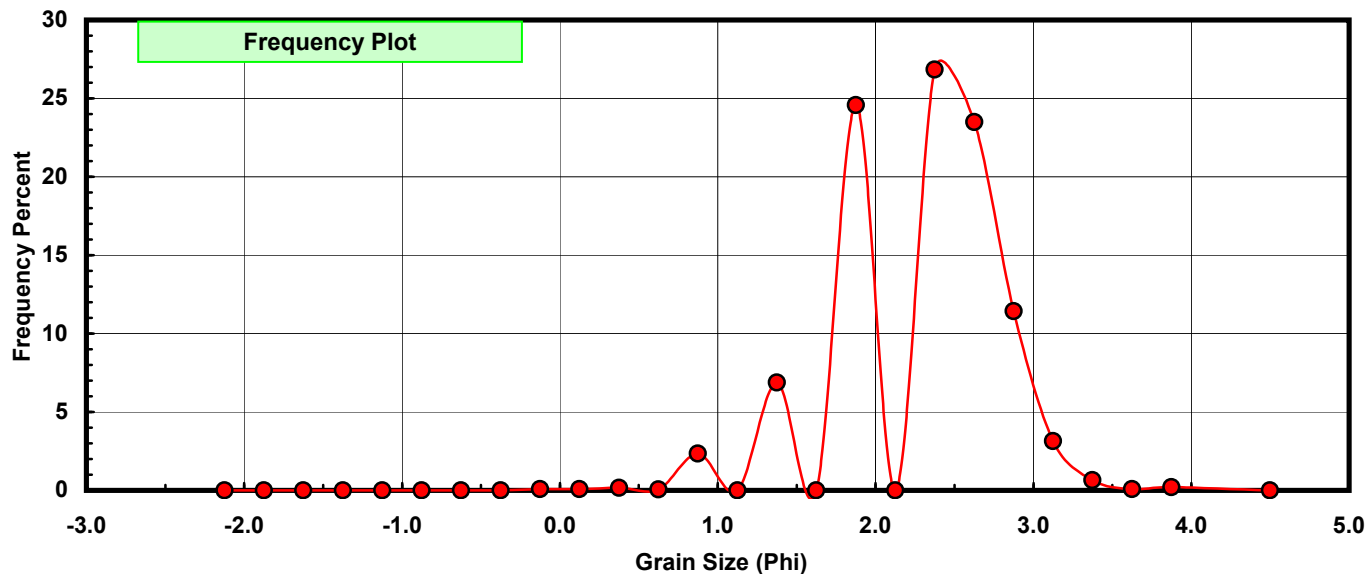
Sieve Size (phi)	Sieve Midpt (phi)	Weight (grams)	Freq Weight %	Cumulative Weight %
-2.00	-2.125	0.000	0.000	0.000
-1.75	-1.875	0.000	0.000	0.000
-1.50	-1.625	0.000	0.000	0.000
-1.25	-1.375	0.000	0.000	0.000
-1.00	-1.125	0.000	0.000	0.000
-0.75	-0.875	0.000	0.000	0.000
-0.50	-0.625	0.000	0.000	0.000
-0.25	-0.375	0.000	0.000	0.000
0.00	-0.125	0.005	0.091	0.091
0.25	0.125	0.004	0.072	0.163
0.50	0.375	0.009	0.163	0.326
0.75	0.625	0.003	0.054	0.380
1.00	0.875	0.130	2.354	2.735
1.25	1.125	0.000	0.000	2.735
1.50	1.375	0.380	6.882	9.616
1.75	1.625	0.000	0.000	9.616
2.00	1.875	1.357	24.574	34.191
2.25	2.125	0.000	0.000	34.191
2.50	2.375	1.482	26.838	61.029
2.75	2.625	1.297	23.488	84.516
3.00	2.875	0.631	11.427	95.943
3.25	3.125	0.173	3.133	99.076
3.50	3.375	0.036	0.652	99.728
3.75	3.625	0.004	0.072	99.801
4.00	3.875	0.011	0.199	100.000
5.00	4.500	0.000	0.000	100.000

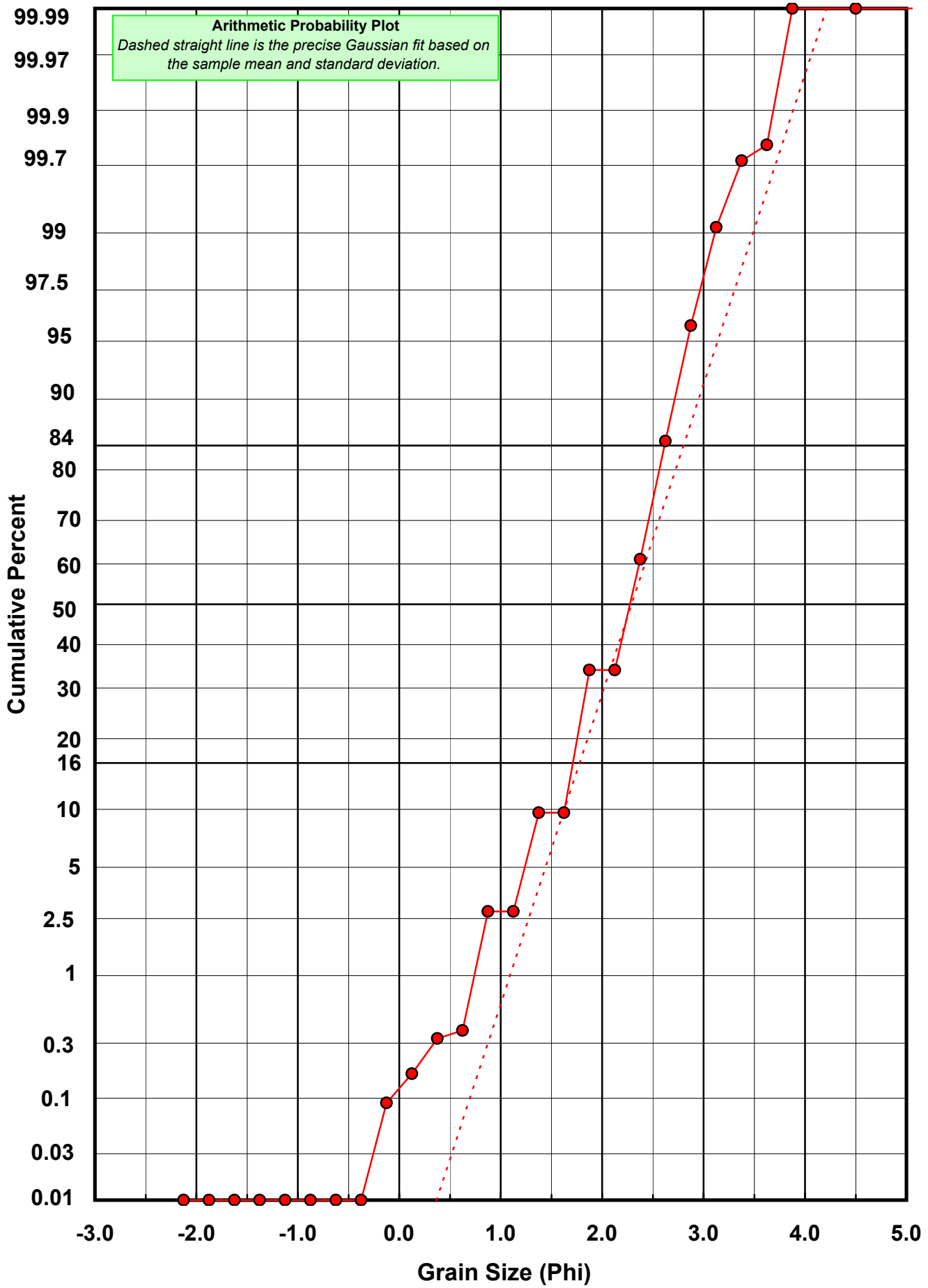
Statistical Results			
Mean:	2.2897	phi	(0.2045 mm)
Standard Dev:	0.5162	phi-units	(0.6992 mm)
Skewness:	-0.7465	dimensionless	
Kurtosis:	3.9166	dimensionless	
5th Moment:	-7.7401	dimensionless	
6th Moment:	33.7292	dimensionless	
RARD *	0.2254	dimensionless	
Median	2.2723	phi	(0.207 mm)

* RARD = reciprocal absolute relative dispersion (see below)

Statistical Explanation	
Calculations based on the Method of Moments	
Skewness: 3rd Stand. Moment; Exact Gaussian = 0.0	
Kurtosis: 4th Stand. Moment; Exact Gaussian = 3.0	
For Further Explanation, See Calculation Sheets	
Millimeter data calculated by $mm = 2^{(-phi)}$	

Reciprocal Absolute Relative Dispersion (RARD) Scale	
< 0.5	Excellent homogeneity (e.g., beaches)
0.5 to 1.0	Good homogeneity
1.0 to 1.33	Fair homogeneity
> 1.33	Poor homogeneity (e.g., glacial)





Post-Digestion Grain Size Distribution

Onshore Grab Sample

Sample: DU-09-BB

Total Digested Mass: 67.484 grams

% Silica: 97.9 %

Sieve Size (phi)	Sieve Midpt (phi)	Weight (grams)	Freq Weight %	Cumulative Weight %
-2.00	-2.125	0.000	0.000	0.000
-1.75	-1.875	0.000	0.000	0.000
-1.50	-1.625	0.000	0.000	0.000
-1.25	-1.375	0.000	0.000	0.000
-1.00	-1.125	0.000	0.000	0.000
-0.75	-0.875	0.000	0.000	0.000
-0.50	-0.625	0.000	0.000	0.000
-0.25	-0.375	0.000	0.000	0.000
0.00	-0.125	0.002	0.003	0.003
0.25	0.125	0.009	0.013	0.016
0.50	0.375	0.031	0.046	0.062
0.75	0.625	0.085	0.126	0.188
1.00	0.875	0.596	0.883	1.071
1.25	1.125	1.939	2.873	3.945
1.50	1.375	3.865	5.727	9.672
1.75	1.625	8.963	13.282	22.954
2.00	1.875	10.338	15.319	38.273
2.25	2.125	15.395	22.813	61.086
2.50	2.375	12.033	17.831	78.916
2.75	2.625	9.674	14.335	93.252
3.00	2.875	3.473	5.146	98.398
3.25	3.125	0.754	1.117	99.515
3.50	3.375	0.220	0.326	99.841
3.75	3.625	0.085	0.126	99.967
4.00	3.875	0.022	0.033	100.000
5.00	4.500	0.000	0.000	100.000

Statistical Results			
Mean:	2.1071	phi	(0.2321 mm)
Standard Dev:	0.4706	phi-units	(0.7217 mm)
Skewness:	-0.1907	dimensionless	
Kurtosis:	2.9720	dimensionless	
5th Moment:	-1.3560	dimensionless	
6th Moment:	15.8359	dimensionless	
RARD *	0.2233	dimensionless	
Median	2.0035	phi	(0.2494 mm)

* RARD = reciprocal absolute relative dispersion (see below)

Statistical Explanation	
Calculations based on the Method of Moments	
Skewness: 3rd Stand. Moment; Exact Gaussian = 0.0	
Kurtosis: 4th Stand. Moment; Exact Gaussian = 3.0	
For Further Explanation, See Calculation Sheets	
Millimeter data calculated by $mm = 2^{(-phi)}$	

Reciprocal Absolute Relative Dispersion (RARD) Scale	
< 0.5	Excellent homogeneity (e.g., beaches)
0.5 to 1.0	Good homogeneity
1.0 to 1.33	Fair homogeneity
> 1.33	Poor homogeneity (e.g., glacial)

