

**Onshore Grab Sample**

**Sample:** DU-08-SS  
**Sample Taken By:** J. Ladner  
**Sample Collected On:** 12/4/02  
**Splits?** N/A

**County:** Duval  
**Latitude:** 30° 17' 21.9"  
**Longitude:** 81° 23' 14.0"  
**Datum:** WGS 84  
**Surf. Elev:** N/A  
**Datum:** N/A

**Fine Data Summary**

Total Sample Weight 60.186 grams  
Total Fines in Sample 0.717 grams  
Total Percent Fines 1.18 %

**Dry Sieving Summary**

Total Sample Weight 59.390 grams  
Total Digested Weight 58.159 grams  
Total Carbonate Weight 1.231 grams  
Total Silica % 97.93 %  
Total Carbonate % 2.07 %  
Carbonate/Silica Ratio 0.021

**General Comments:**

None

**Description**

Worked By: C. Fischler  
Reviewed and Edited By: M. Ladle

# Pre-Digestion Grain Size Distribution

Onshore Grab Sample

Sample: DU-08-SS

Total Sample Mass: 59.390 grams

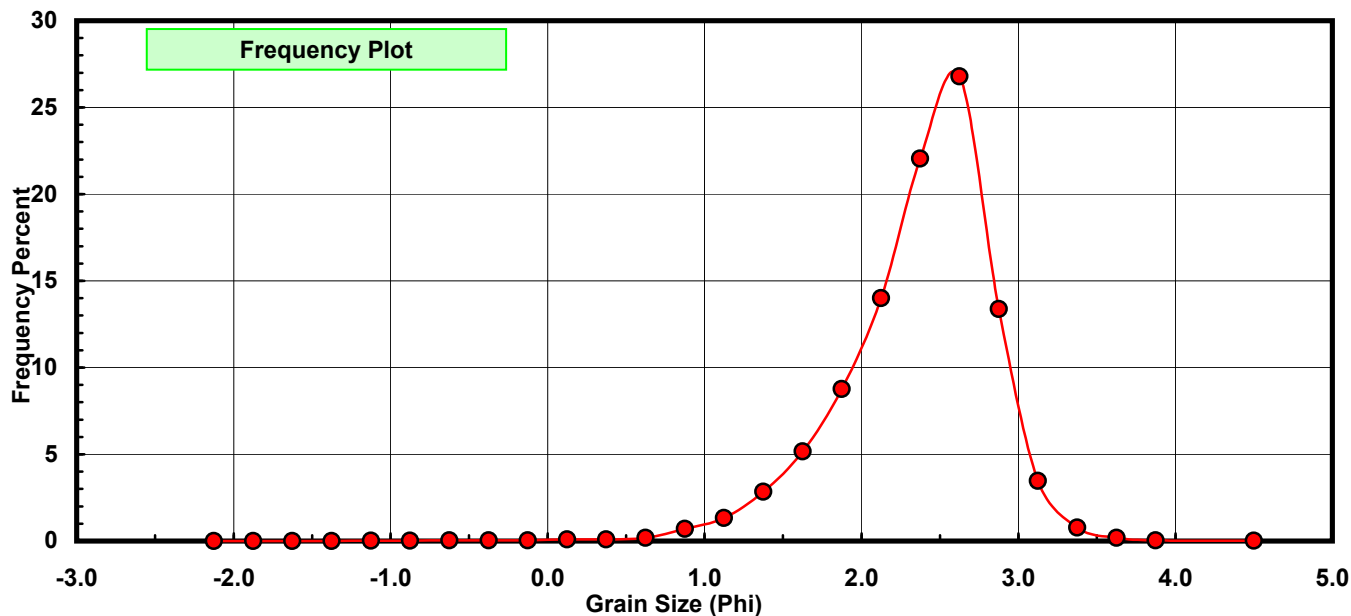
Sieve Size (phi)	Sieve Midpt (phi)	Weight (grams)	Freq Weight %	Cumulative Weight %
-2.00	-2.125	0.000	0.000	0.000
-1.75	-1.875	0.000	0.000	0.000
-1.50	-1.625	0.000	0.000	0.000
-1.25	-1.375	0.000	0.000	0.000
-1.00	-1.125	0.006	0.010	0.010
-0.75	-0.875	0.010	0.017	0.027
-0.50	-0.625	0.023	0.039	0.066
-0.25	-0.375	0.027	0.045	0.111
0.00	-0.125	0.020	0.034	0.145
0.25	0.125	0.050	0.084	0.229
0.50	0.375	0.053	0.089	0.318
0.75	0.625	0.105	0.177	0.495
1.00	0.875	0.419	0.706	1.201
1.25	1.125	0.792	1.334	2.534
1.50	1.375	1.685	2.837	5.371
1.75	1.625	3.073	5.174	10.546
2.00	1.875	5.209	8.771	19.316
2.25	2.125	8.321	14.011	33.327
2.50	2.375	13.094	22.047	55.375
2.75	2.625	15.911	26.791	82.165
3.00	2.875	7.939	13.368	95.533
3.25	3.125	2.056	3.462	98.995
3.50	3.375	0.464	0.781	99.776
3.75	3.625	0.106	0.178	99.955
4.00	3.875	0.020	0.034	99.988
5.00	4.500	0.007	0.012	100.000

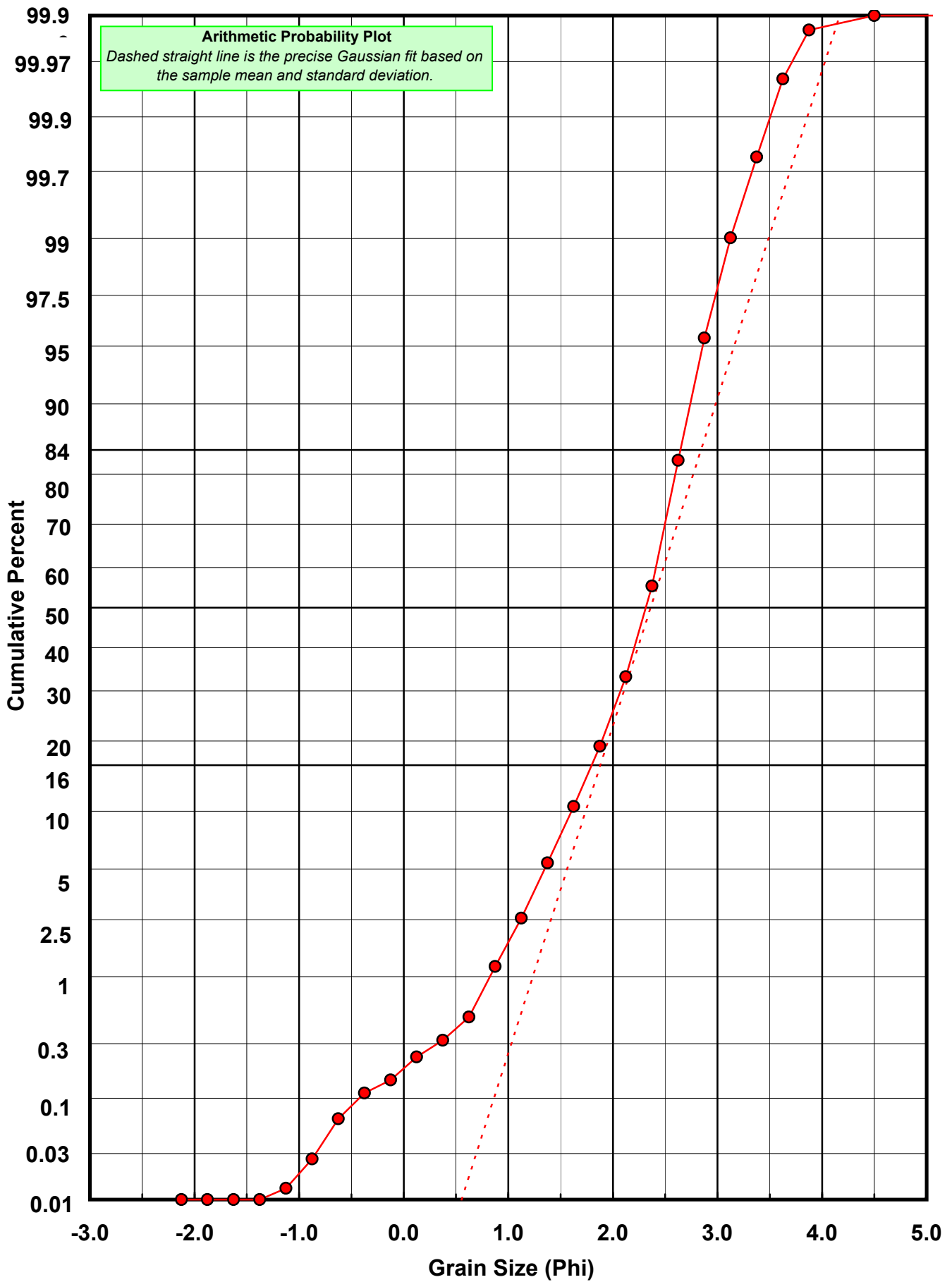
Statistical Results			
Mean:	2.3613	phi	(0.1946 mm)
Standard Dev:	0.4853	phi-units	(0.7144 mm)
Skewness:	-1.0339	dimensionless	
Kurtosis:	5.6131	dimensionless	
5th Moment:	-18.9715	dimensionless	
6th Moment:	103.4828	dimensionless	
RARD *	0.2055	dimensionless	
Median	2.3141	phi	(0.2011 mm)

\* RARD = reciprocal absolute relative dispersion (see below)

Statistical Explanation
Calculations based on the Method of Moments
Skewness: 3rd Stand. Moment; Exact Gaussian = 0.0
Kurtosis: 4th Stand. Moment; Exact Gaussian = 3.0
For Further Explanation, See Calculation Sheets
Millimeter data calculated by $mm = 2^{(-phi)}$

Reciprocal Absolute Relative Dispersion (RARD) Scale	
< 0.5	Excellent homogeneity (e.g., beaches)
0.5 to 1.0	Good homogeneity
1.0 to 1.33	Fair homogeneity
> 1.33	Poor homogeneity (e.g., glacial)





# Carbonate Grain Size Distribution

Onshore Grab Sample

Sample: DU-08-SS

Total Carbonate Mass: 2.007 grams

% Carbonate: 2.1 %

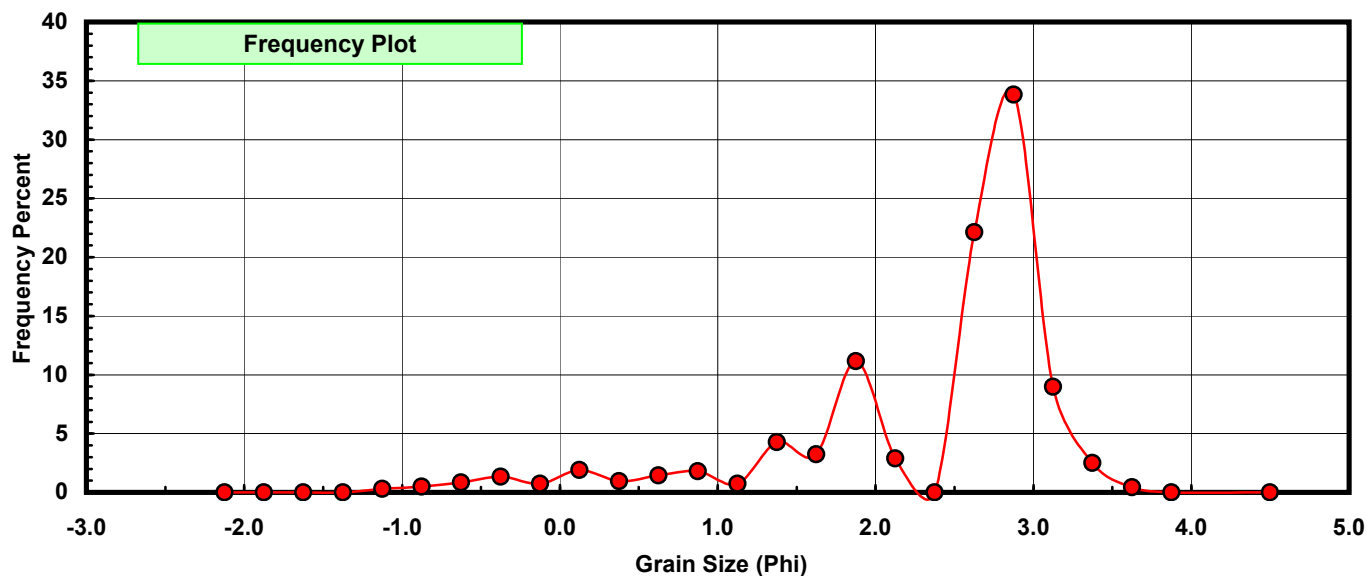
Sieve Size (phi)	Sieve Midpt (phi)	Weight (grams)	Freq Weight %	Cumulative Weight %
-2.00	-2.125	0.000	0.000	0.000
-1.75	-1.875	0.000	0.000	0.000
-1.50	-1.625	0.000	0.000	0.000
-1.25	-1.375	0.000	0.000	0.000
-1.00	-1.125	0.006	0.299	0.299
-0.75	-0.875	0.010	0.498	0.797
-0.50	-0.625	0.017	0.847	1.644
-0.25	-0.375	0.027	1.345	2.990
0.00	-0.125	0.015	0.747	3.737
0.25	0.125	0.038	1.893	5.630
0.50	0.375	0.019	0.947	6.577
0.75	0.625	0.029	1.445	8.022
1.00	0.875	0.036	1.794	9.816
1.25	1.125	0.015	0.747	10.563
1.50	1.375	0.086	4.285	14.848
1.75	1.625	0.065	3.239	18.087
2.00	1.875	0.224	11.161	29.248
2.25	2.125	0.058	2.890	32.138
2.50	2.375	0.000	0.000	32.138
2.75	2.625	0.444	22.123	54.260
3.00	2.875	0.679	33.832	88.092
3.25	3.125	0.180	8.969	97.060
3.50	3.375	0.050	2.491	99.552
3.75	3.625	0.009	0.448	100.000
4.00	3.875	0.000	0.000	100.000
5.00	4.500	0.000	0.000	100.000

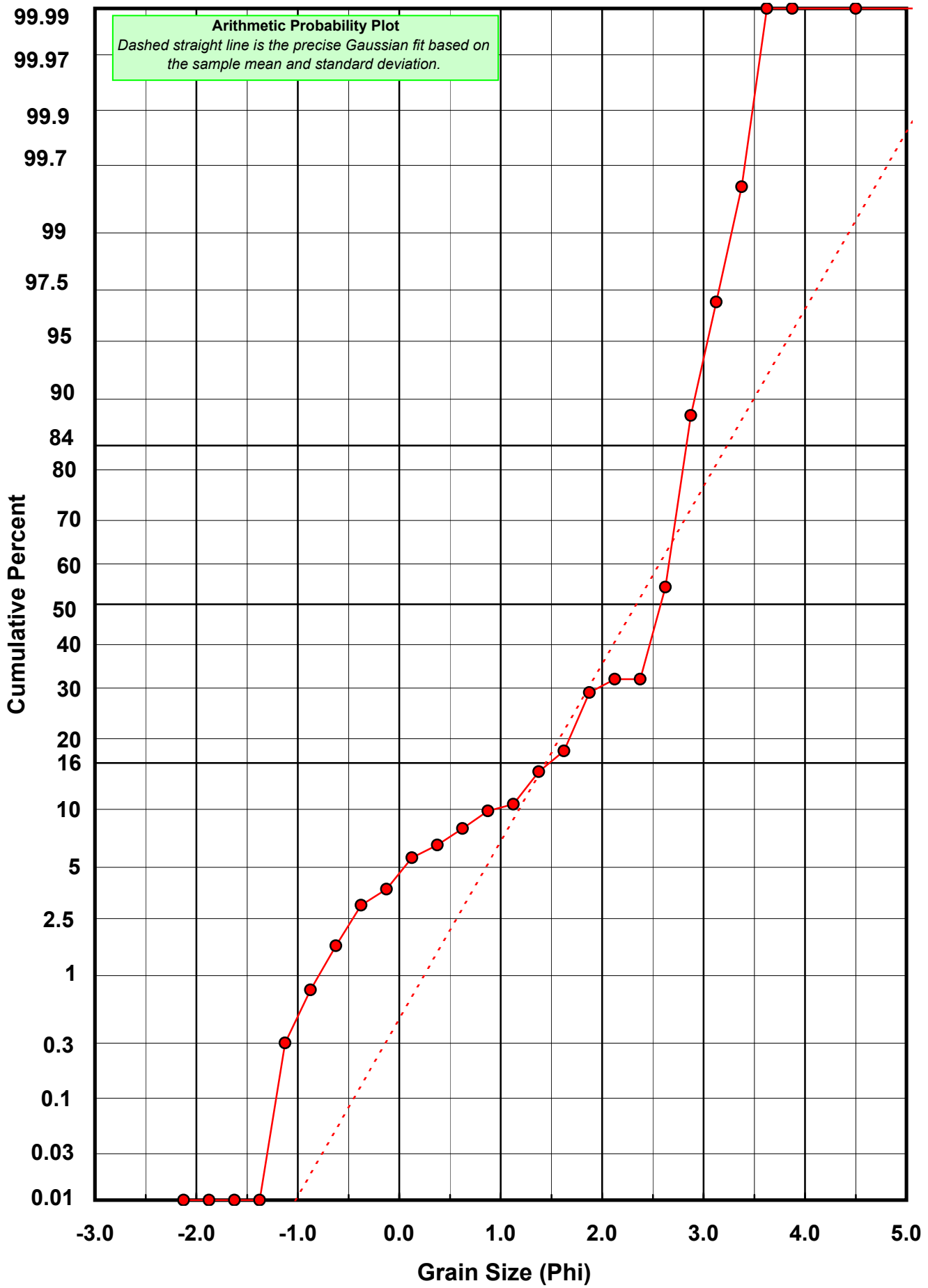
Statistical Results			
Mean:	2.3363	phi	(0.198 mm)
Standard Dev:	0.9022	phi-units	(0.5351 mm)
Skewness:	-1.6714	dimensionless	
Kurtosis:	5.4064	dimensionless	
5th Moment:	-15.6282	dimensionless	
6th Moment:	49.6089	dimensionless	
RARD *	0.3862	dimensionless	
Median	2.5769	phi	(0.1676 mm)

\* RARD = reciprocal absolute relative dispersion (see below)

Statistical Explanation	
Calculations based on the Method of Moments	
Skewness: 3rd Stand. Moment; Exact Gaussian = 0.0	
Kurtosis: 4th Stand. Moment; Exact Gaussian = 3.0	
For Further Explanation, See Calculation Sheets	
Millimeter data calculated by $mm = 2^{(-phi)}$	

Reciprocal Absolute Relative Dispersion (RARD) Scale	
< 0.5	Excellent homogeneity (e.g., beaches)
0.5 to 1.0	Good homogeneity
1.0 to 1.33	Fair homogeneity
> 1.33	Poor homogeneity (e.g., glacial)





# Post-Digestion Grain Size Distribution

Onshore Grab Sample

Sample: DU-08-SS

Total Digested Mass: 58.154 grams

% Silica: 97.9 %

Sieve Size (phi)	Sieve Midpt (phi)	Weight (grams)	Freq Weight %	Cumulative Weight %
-2.00	-2.125	0.000	0.000	0.000
-1.75	-1.875	0.000	0.000	0.000
-1.50	-1.625	0.000	0.000	0.000
-1.25	-1.375	0.000	0.000	0.000
-1.00	-1.125	0.000	0.000	0.000
-0.75	-0.875	0.000	0.000	0.000
-0.50	-0.625	0.006	0.010	0.010
-0.25	-0.375	0.000	0.000	0.010
0.00	-0.125	0.005	0.009	0.019
0.25	0.125	0.012	0.021	0.040
0.50	0.375	0.034	0.058	0.098
0.75	0.625	0.076	0.131	0.229
1.00	0.875	0.383	0.659	0.887
1.25	1.125	0.777	1.336	2.223
1.50	1.375	1.599	2.750	4.973
1.75	1.625	3.008	5.172	10.145
2.00	1.875	4.985	8.572	18.718
2.25	2.125	8.263	14.209	32.926
2.50	2.375	13.871	23.852	56.779
2.75	2.625	15.467	26.597	83.375
3.00	2.875	7.260	12.484	95.859
3.25	3.125	1.876	3.226	99.085
3.50	3.375	0.414	0.712	99.797
3.75	3.625	0.097	0.167	99.964
4.00	3.875	0.021	0.036	100.000
5.00	4.500	0.000	0.000	100.000

Statistical Results			
Mean:	2.3622	phi	(0.1945 mm)
Standard Dev:	0.4598	phi-units	(0.7271 mm)
Skewness:	-0.7929	dimensionless	
Kurtosis:	4.1497	dimensionless	
5th Moment:	-8.9241	dimensionless	
6th Moment:	40.1517	dimensionless	
RARD *	0.1947	dimensionless	
Median	2.3040	phi	(0.2025 mm)

\* RARD = reciprocal absolute relative dispersion (see below)

Statistical Explanation	
Calculations based on the Method of Moments	
Skewness: 3rd Stand. Moment; Exact Gaussian = 0.0	
Kurtosis: 4th Stand. Moment; Exact Gaussian = 3.0	
For Further Explanation, See Calculation Sheets	
Millimeter data calculated by $mm = 2^{(-phi)}$	

Reciprocal Absolute Relative Dispersion (RARD) Scale	
< 0.5	Excellent homogeneity (e.g., beaches)
0.5 to 1.0	Good homogeneity
1.0 to 1.33	Fair homogeneity
> 1.33	Poor homogeneity (e.g., glacial)

