

Onshore Grab Sample

Sample: DU-08-BB
Sample Taken By: J. Ladner
Sample Collected On: 12/4/02
Splits? N/A

County: Duval
Latitude: 30° 17' 21.4"
Longitude: 81° 23' 18.0"
Datum: WGS 84
Surf. Elev: N/A
Datum: N/A

Fine Data Summary

Total Sample Weight	74.913 grams
Total Fines in Sample	0.058 grams
Total Percent Fines	0.08 %

Dry Sieving Summary

Total Sample Weight	74.723 grams
Total Digested Weight	73.928 grams
Total Carbonate Weight	0.795 grams
Total Silica %	98.94 %
Total Carbonate %	1.06 %
Carbonate/Silica Ratio	0.011

General Comments:

-1.25 through 0.00 phi are Organics Only

Description

Worked By: C. Fischler
Reviewed and Edited By: M. Ladle

Pre-Digestion Grain Size Distribution

Onshore Grab Sample

Sample: DU-08-BB

Total Sample Mass: 74.723 grams

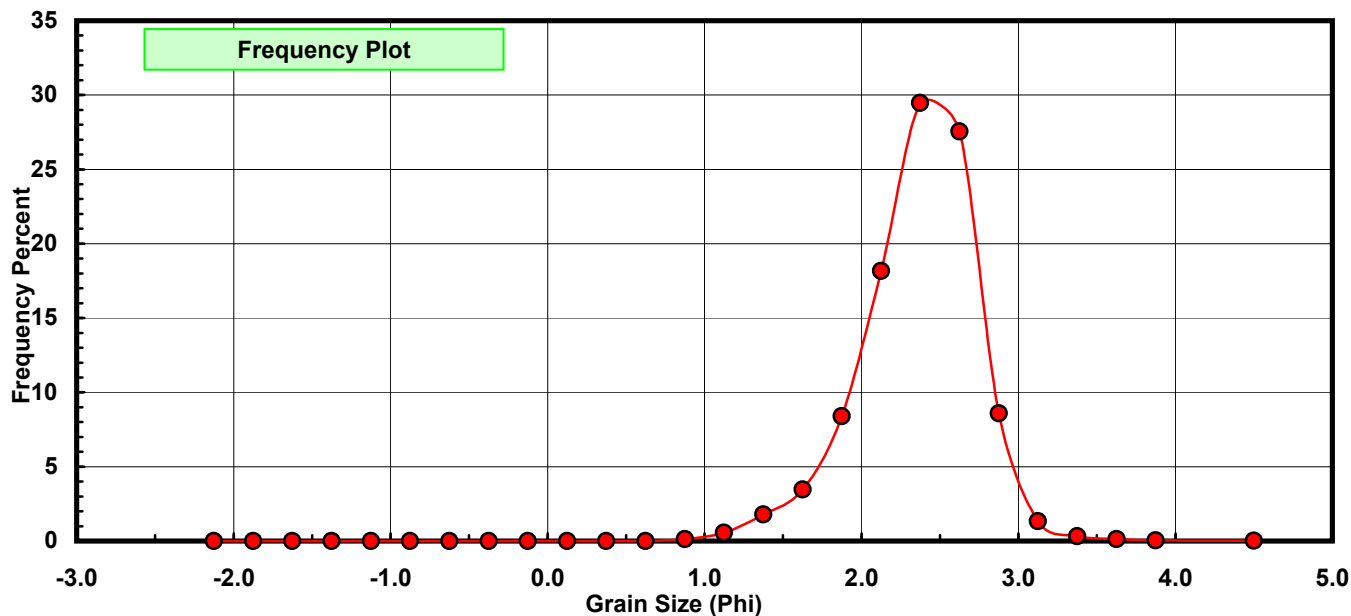
Sieve Size (phi)	Sieve Midpt (phi)	Weight (grams)	Freq Weight %	Cumulative Weight %
-2.00	-2.125	0.000	0.000	0.000
-1.75	-1.875	0.000	0.000	0.000
-1.50	-1.625	0.000	0.000	0.000
-1.25	-1.375	0.002	0.003	0.003
-1.00	-1.125	0.000	0.000	0.003
-0.75	-0.875	0.000	0.000	0.003
-0.50	-0.625	0.002	0.003	0.005
-0.25	-0.375	0.001	0.001	0.007
0.00	-0.125	0.001	0.001	0.008
0.25	0.125	0.003	0.004	0.012
0.50	0.375	0.004	0.005	0.017
0.75	0.625	0.007	0.009	0.027
1.00	0.875	0.090	0.120	0.147
1.25	1.125	0.423	0.566	0.713
1.50	1.375	1.335	1.787	2.500
1.75	1.625	2.590	3.466	5.966
2.00	1.875	6.276	8.399	14.365
2.25	2.125	13.580	18.174	32.539
2.50	2.375	22.023	29.473	62.012
2.75	2.625	20.590	27.555	89.567
3.00	2.875	6.410	8.578	98.145
3.25	3.125	1.001	1.340	99.485
3.50	3.375	0.241	0.323	99.807
3.75	3.625	0.099	0.132	99.940
4.00	3.875	0.032	0.043	99.983
5.00	4.500	0.013	0.017	100.000

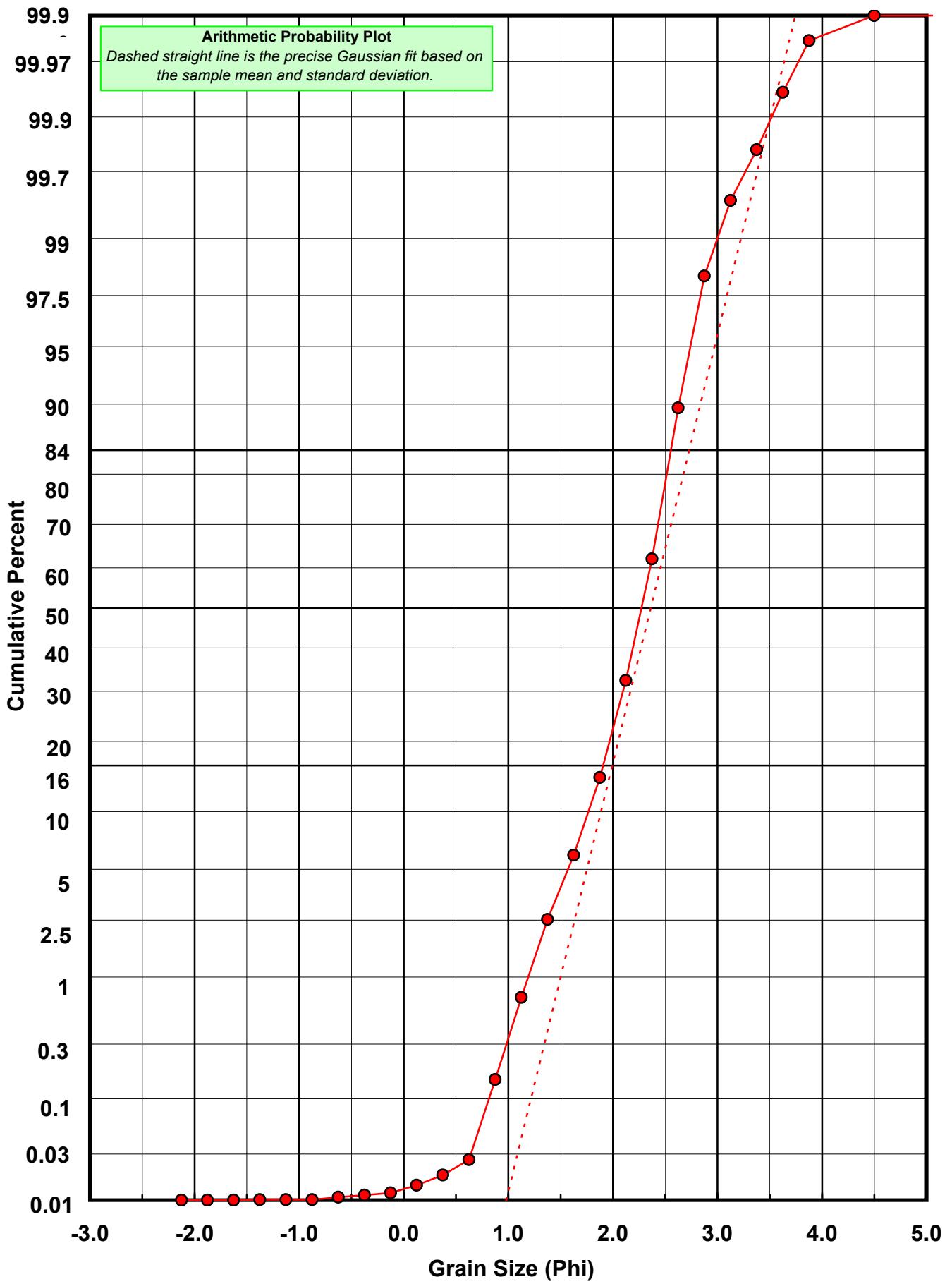
Statistical Results			
Mean:	2.3619	phi	(0.1945 mm)
Standard Dev:	0.3711	phi-units	(0.7732 mm)
Skewness:	-0.5955	dimensionless	
Kurtosis:	4.6701	dimensionless	
5th Moment:	-8.7432	dimensionless	
6th Moment:	78.8090	dimensionless	
RARD *	0.1571	dimensionless	
Median	2.2731	phi	(0.2069 mm)

* RARD = reciprocal absolute relative dispersion (see below)

Statistical Explanation
Calculations based on the Method of Moments
Skewness: 3rd Stand. Moment; Exact Gaussian = 0.0
Kurtosis: 4th Stand. Moment; Exact Gaussian = 3.0
For Further Explanation, See Calculation Sheets
Millimeter data calculated by $mm = 2^{(-phi)}$

Reciprocal Absolute Relative Dispersion (RARD) Scale	
< 0.5	Excellent homogeneity (e.g., beaches)
0.5 to 1.0	Good homogeneity
1.0 to 1.33	Fair homogeneity
> 1.33	Poor homogeneity (e.g., glacial)





Carbonate Grain Size Distribution

Onshore Grab Sample

Sample: DU-08-BB

Total Carbonate Mass: 2.587 grams

% Carbonate: 1.1 %

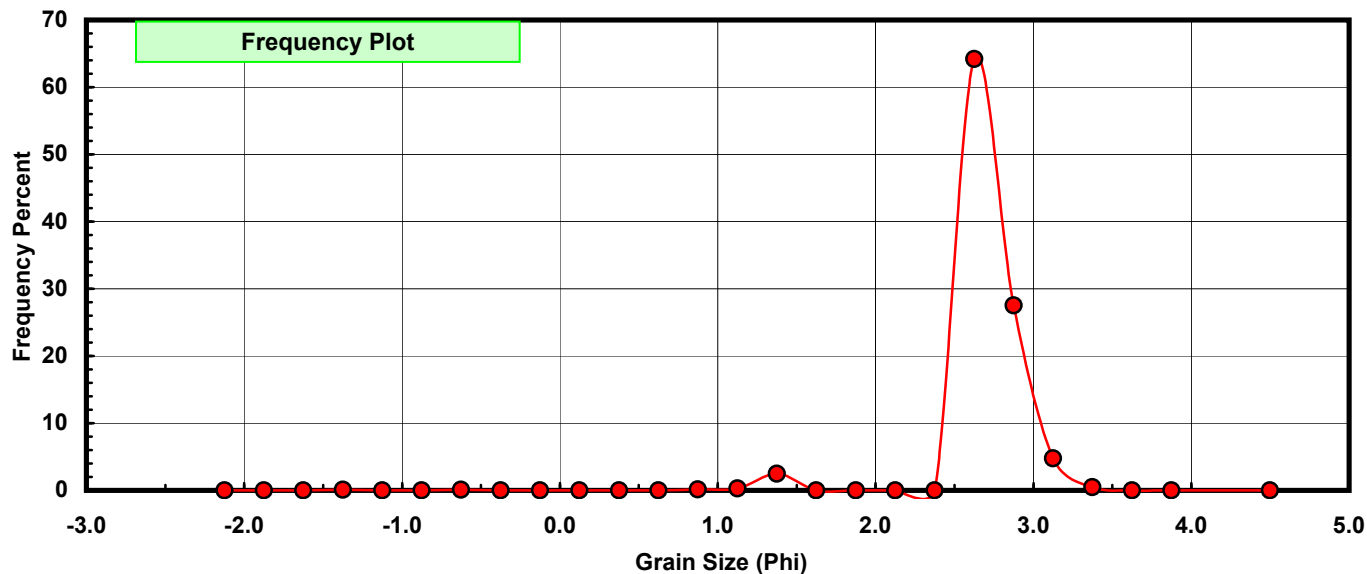
Sieve Size (phi)	Sieve Midpt (phi)	Weight (grams)	Freq Weight %	Cumulative Weight %
-2.00	-2.125	0.000	0.000	0.000
-1.75	-1.875	0.000	0.000	0.000
-1.50	-1.625	0.000	0.000	0.000
-1.25	-1.375	0.002	0.077	0.077
-1.00	-1.125	0.000	0.000	0.077
-0.75	-0.875	0.000	0.000	0.077
-0.50	-0.625	0.002	0.077	0.155
-0.25	-0.375	0.000	0.000	0.155
0.00	-0.125	0.000	0.000	0.155
0.25	0.125	0.000	0.000	0.155
0.50	0.375	0.000	0.000	0.155
0.75	0.625	0.000	0.000	0.155
1.00	0.875	0.004	0.155	0.309
1.25	1.125	0.007	0.271	0.580
1.50	1.375	0.064	2.474	3.054
1.75	1.625	0.000	0.000	3.054
2.00	1.875	0.000	0.000	3.054
2.25	2.125	0.000	0.000	3.054
2.50	2.375	0.000	0.000	3.054
2.75	2.625	1.661	64.206	67.259
3.00	2.875	0.712	27.522	94.782
3.25	3.125	0.123	4.755	99.536
3.50	3.375	0.012	0.464	100.000
3.75	3.625	0.000	0.000	100.000
4.00	3.875	0.000	0.000	100.000
5.00	4.500	0.000	0.000	100.000

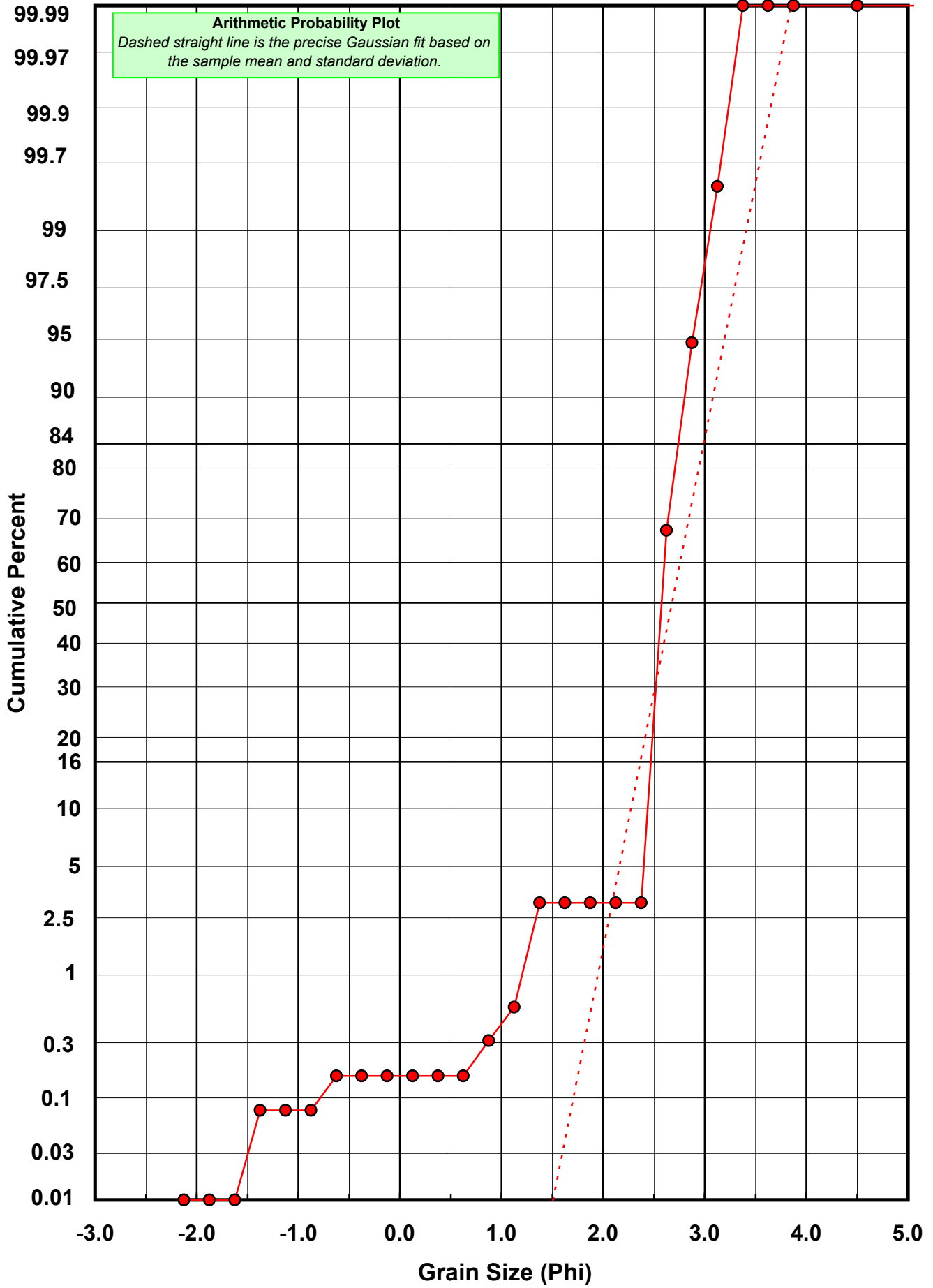
Statistical Results			
Mean:	2.6778	phi	(0.1563 mm)
Standard Dev:	0.3145	phi-units	(0.8041 mm)
Skewness:	-4.6717	dimensionless	
Kurtosis:	41.6183	dimensionless	
5th Moment:	-420.4190	dimensionless	
6th Moment:	4794.7362	dimensionless	
RARD *	0.1175	dimensionless	
Median	2.5578	phi	(0.1698 mm)

* RARD = reciprocal absolute relative dispersion (see below)

Statistical Explanation	
Calculations based on the Method of Moments	
Skewness: 3rd Stand. Moment; Exact Gaussian = 0.0	
Kurtosis: 4th Stand. Moment; Exact Gaussian = 3.0	
For Further Explanation, See Calculation Sheets	
Millimeter data calculated by $mm = 2^{(-phi)}$	

Reciprocal Absolute Relative Dispersion (RARD) Scale	
< 0.5	Excellent homogeneity (e.g., beaches)
0.5 to 1.0	Good homogeneity
1.0 to 1.33	Fair homogeneity
> 1.33	Poor homogeneity (e.g., glacial)





Post-Digestion Grain Size Distribution

Onshore Grab Sample

Sample: DU-08-BB

Total Digested Mass: 73.918 grams

% Silica: 98.9 %

Sieve Size (phi)	Sieve Midpt (phi)	Weight (grams)	Freq Weight %	Cumulative Weight %
-2.00	-2.125	0.000	0.000	0.000
-1.75	-1.875	0.000	0.000	0.000
-1.50	-1.625	0.000	0.000	0.000
-1.25	-1.375	0.000	0.000	0.000
-1.00	-1.125	0.000	0.000	0.000
-0.75	-0.875	0.000	0.000	0.000
-0.50	-0.625	0.000	0.000	0.000
-0.25	-0.375	0.001	0.001	0.001
0.00	-0.125	0.001	0.001	0.003
0.25	0.125	0.003	0.004	0.007
0.50	0.375	0.005	0.007	0.014
0.75	0.625	0.007	0.009	0.023
1.00	0.875	0.086	0.116	0.139
1.25	1.125	0.416	0.563	0.702
1.50	1.375	1.271	1.719	2.422
1.75	1.625	2.705	3.659	6.081
2.00	1.875	6.513	8.811	14.892
2.25	2.125	14.981	20.267	35.159
2.50	2.375	22.051	29.832	64.991
2.75	2.625	18.929	25.608	90.599
3.00	2.875	5.698	7.709	98.308
3.25	3.125	0.878	1.188	99.495
3.50	3.375	0.229	0.310	99.805
3.75	3.625	0.106	0.143	99.949
4.00	3.875	0.038	0.051	100.000
5.00	4.500	0.000	0.000	100.000

Statistical Results			
Mean:	2.3435	phi	(0.197 mm)
Standard Dev:	0.3662	phi-units	(0.7758 mm)
Skewness:	-0.5146	dimensionless	
Kurtosis:	4.1630	dimensionless	
5th Moment:	-5.4755	dimensionless	
6th Moment:	38.3646	dimensionless	
RARD *	0.1563	dimensionless	
Median	2.2494	phi	(0.2103 mm)

* RARD = reciprocal absolute relative dispersion (see below)

Statistical Explanation	
Calculations based on the Method of Moments	
Skewness: 3rd Stand. Moment; Exact Gaussian = 0.0	
Kurtosis: 4th Stand. Moment; Exact Gaussian = 3.0	
For Further Explanation, See Calculation Sheets	
Millimeter data calculated by $mm = 2^{(-phi)}$	

Reciprocal Absolute Relative Dispersion (RARD) Scale	
< 0.5	Excellent homogeneity (e.g., beaches)
0.5 to 1.0	Good homogeneity
1.0 to 1.33	Fair homogeneity
> 1.33	Poor homogeneity (e.g., glacial)

