

**Onshore Grab Sample**

**Sample:** DU-06-SS  
**Sample Taken By:** J. Ladner  
**Sample Collected On:** 12/4/02  
**Splits?** N/A

**County:** Duval  
**Latitude:** 30° 19' 6.3"  
**Longitude:** 81° 23' 33.4"  
**Datum:** WGS 84  
**Surf. Elev:** N/A  
**Datum:** N/A

**Fine Data Summary**

Total Sample Weight 63.947 grams  
Total Fines in Sample 0.678 grams  
Total Percent Fines 1.05 %

**Dry Sieving Summary**

Total Sample Weight 63.313 grams  
Total Digested Weight 61.297 grams  
Total Carbonate Weight 2.016 grams  
Total Silica % 96.82 %  
Total Carbonate % 3.18 %  
Carbonate/Silica Ratio 0.033

**General Comments:**

None

**Description**

Worked By: C. Fischler  
Reviewed and Edited By: M. Ladle

# Pre-Digestion Grain Size Distribution

Onshore Grab Sample

Sample: DU-06-SS

Total Sample Mass: 63.313 grams

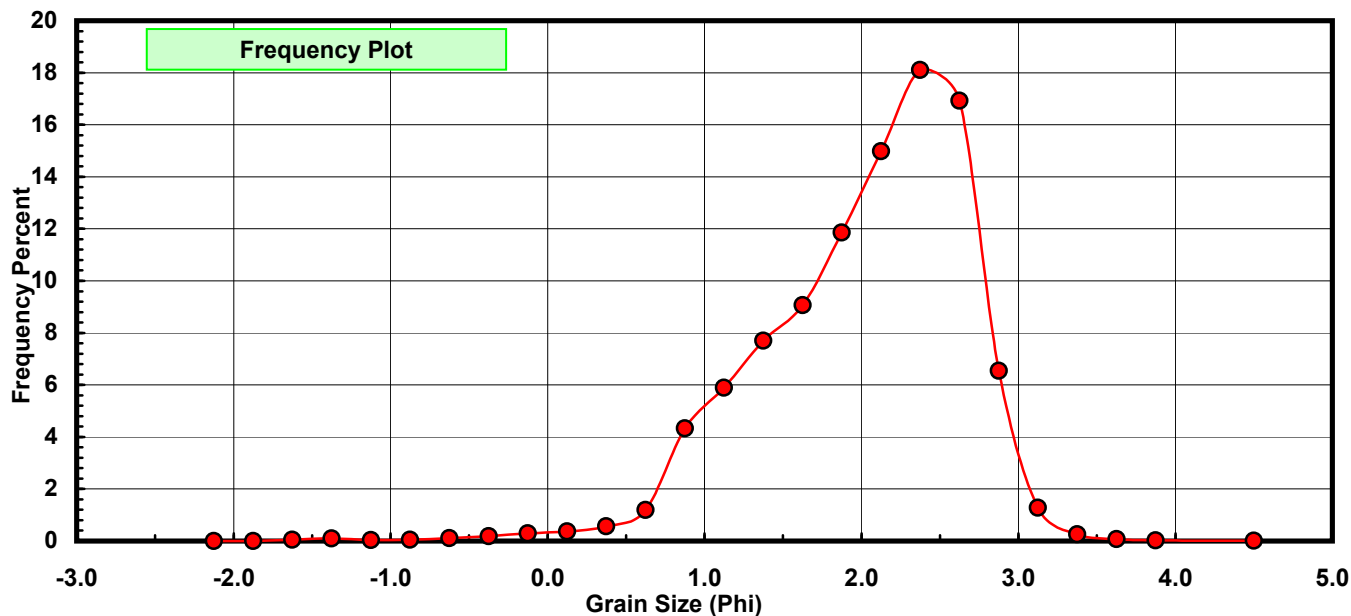
Sieve Size (phi)	Sieve Midpt (phi)	Weight (grams)	Freq Weight %	Cumulative Weight %
-2.00	-2.125	0.000	0.000	0.000
-1.75	-1.875	0.000	0.000	0.000
-1.50	-1.625	0.028	0.044	0.044
-1.25	-1.375	0.063	0.100	0.144
-1.00	-1.125	0.024	0.038	0.182
-0.75	-0.875	0.030	0.047	0.229
-0.50	-0.625	0.067	0.106	0.335
-0.25	-0.375	0.118	0.186	0.521
0.00	-0.125	0.188	0.297	0.818
0.25	0.125	0.230	0.363	1.181
0.50	0.375	0.362	0.572	1.753
0.75	0.625	0.755	1.192	2.946
1.00	0.875	2.744	4.334	7.280
1.25	1.125	3.733	5.896	13.176
1.50	1.375	4.872	7.695	20.871
1.75	1.625	5.738	9.063	29.934
2.00	1.875	7.506	11.855	41.789
2.25	2.125	9.488	14.986	56.775
2.50	2.375	11.464	18.107	74.882
2.75	2.625	10.716	16.925	91.807
3.00	2.875	4.146	6.548	98.356
3.25	3.125	0.807	1.275	99.630
3.50	3.375	0.167	0.264	99.894
3.75	3.625	0.045	0.071	99.965
4.00	3.875	0.016	0.025	99.991
5.00	4.500	0.006	0.009	100.000

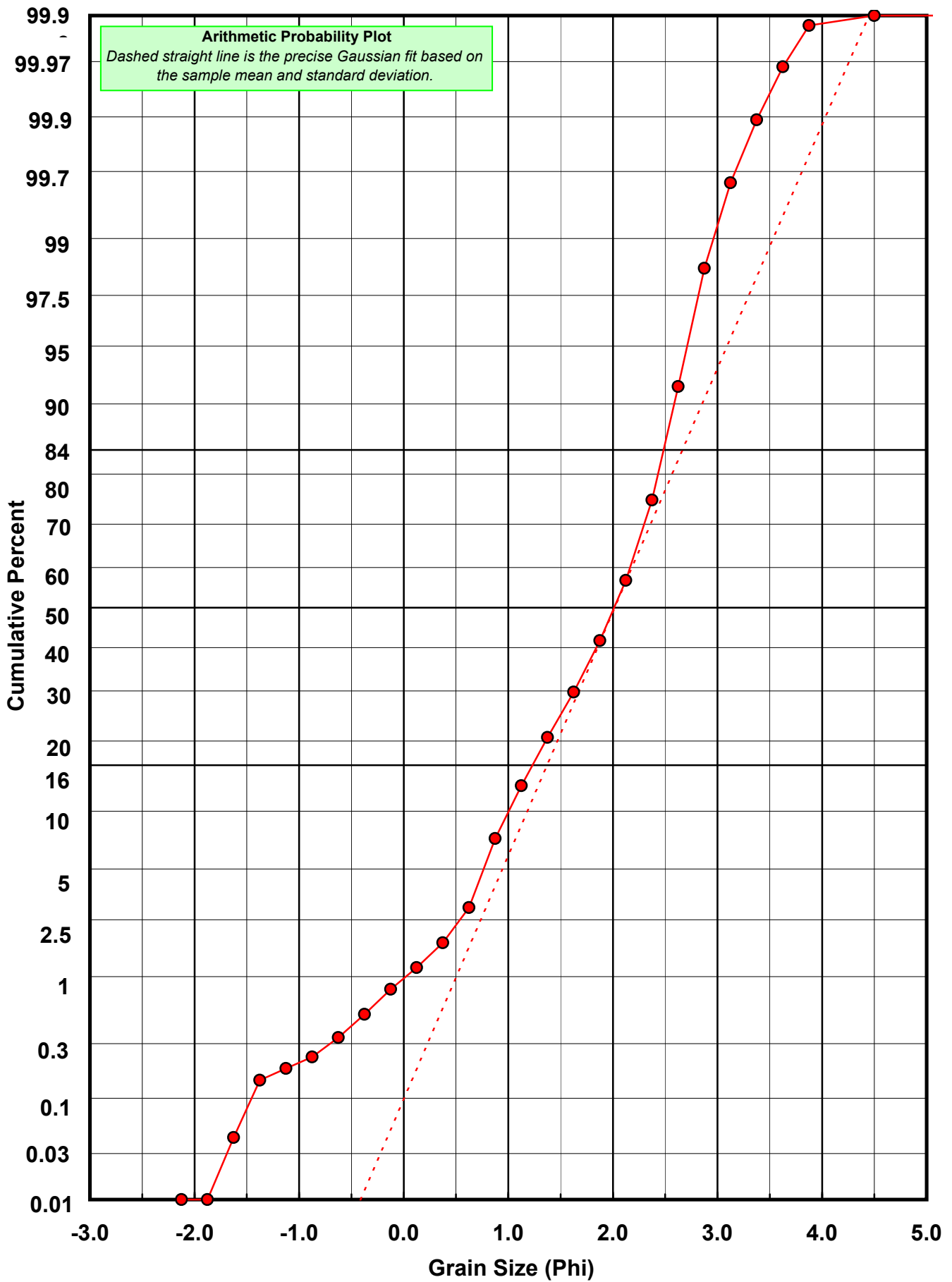
Statistical Results			
Mean:	2.0188	phi	(0.2468 mm)
Standard Dev:	0.6526	phi-units	(0.6361 mm)
Skewness:	-0.9379	dimensionless	
Kurtosis:	4.5746	dimensionless	
5th Moment:	-13.8111	dimensionless	
6th Moment:	63.3650	dimensionless	
RARD *	0.3233	dimensionless	
Median	2.0120	phi	(0.2479 mm)

\* RARD = reciprocal absolute relative dispersion (see below)

Statistical Explanation
Calculations based on the Method of Moments
Skewness: 3rd Stand. Moment; Exact Gaussian = 0.0
Kurtosis: 4th Stand. Moment; Exact Gaussian = 3.0
For Further Explanation, See Calculation Sheets
Millimeter data calculated by $mm = 2^{(-\phi)}$

Reciprocal Absolute Relative Dispersion (RARD) Scale	
< 0.5	Excellent homogeneity (e.g., beaches)
0.5 to 1.0	Good homogeneity
1.0 to 1.33	Fair homogeneity
> 1.33	Poor homogeneity (e.g., glacial)





# Carbonate Grain Size Distribution

Onshore Grab Sample

Sample: DU-06-SS

Total Carbonate Mass: 2.413 grams

% Carbonate: 3.2 %

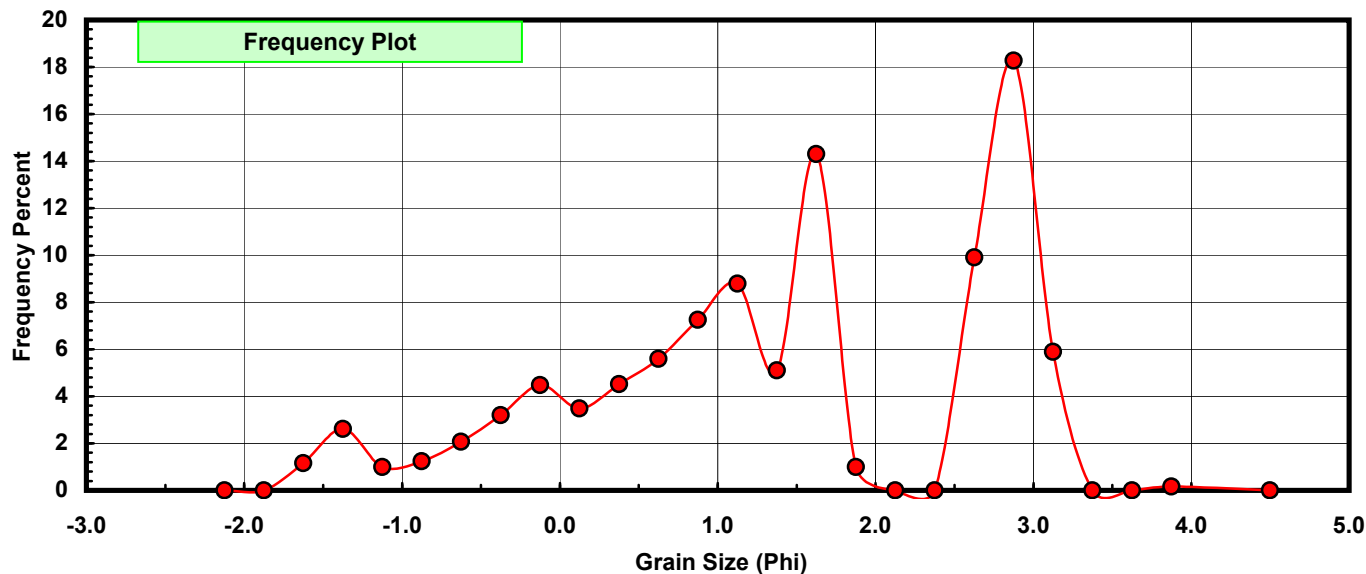
Sieve Size (phi)	Sieve Midpt (phi)	Weight (grams)	Freq Weight %	Cumulative Weight %
-2.00	-2.125	0.000	0.000	0.000
-1.75	-1.875	0.000	0.000	0.000
-1.50	-1.625	0.028	1.160	1.160
-1.25	-1.375	0.063	2.611	3.771
-1.00	-1.125	0.024	0.995	4.766
-0.75	-0.875	0.030	1.243	6.009
-0.50	-0.625	0.050	2.072	8.081
-0.25	-0.375	0.077	3.191	11.272
0.00	-0.125	0.108	4.476	15.748
0.25	0.125	0.084	3.481	19.229
0.50	0.375	0.109	4.517	23.746
0.75	0.625	0.135	5.595	29.341
1.00	0.875	0.175	7.252	36.593
1.25	1.125	0.212	8.786	45.379
1.50	1.375	0.123	5.097	50.477
1.75	1.625	0.345	14.298	64.774
2.00	1.875	0.024	0.995	65.769
2.25	2.125	0.000	0.000	65.769
2.50	2.375	0.000	0.000	65.769
2.75	2.625	0.239	9.905	75.673
3.00	2.875	0.441	18.276	93.949
3.25	3.125	0.142	5.885	99.834
3.50	3.375	0.000	0.000	99.834
3.75	3.625	0.000	0.000	99.834
4.00	3.875	0.004	0.166	100.000
5.00	4.500	0.000	0.000	100.000

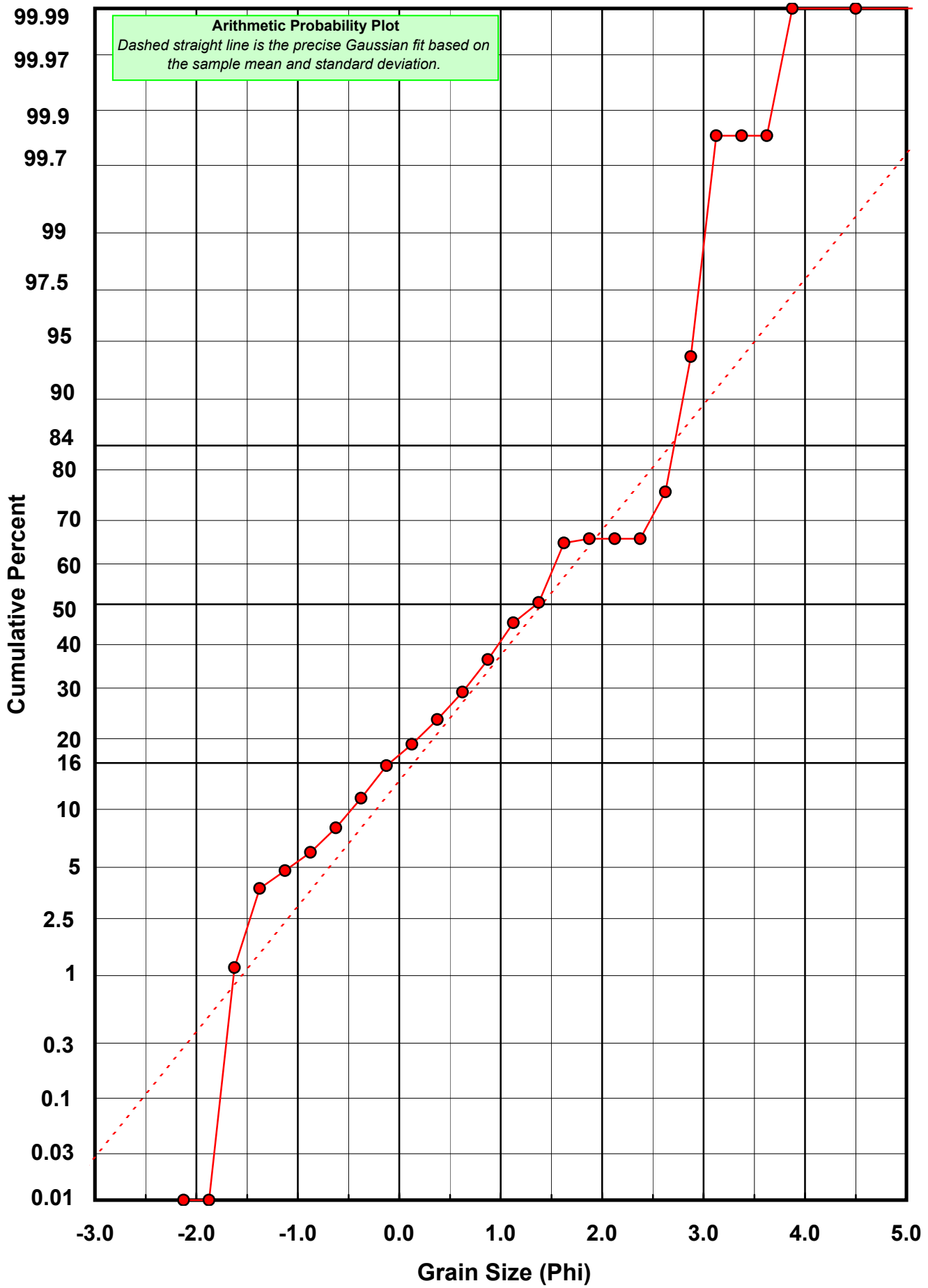
Statistical Results			
Mean:	1.4081	phi	(0.3768 mm)
Standard Dev:	1.2767	phi-units	(0.4128 mm)
Skewness:	-0.3821	dimensionless	
Kurtosis:	2.2699	dimensionless	
5th Moment:	-2.4999	dimensionless	
6th Moment:	7.5926	dimensionless	
RARD *	0.9067	dimensionless	
Median	1.3516	phi	(0.3919 mm)

\* RARD = reciprocal absolute relative dispersion (see below)

Statistical Explanation	
Calculations based on the Method of Moments	
Skewness: 3rd Stand. Moment; Exact Gaussian = 0.0	
Kurtosis: 4th Stand. Moment; Exact Gaussian = 3.0	
For Further Explanation, See Calculation Sheets	
Millimeter data calculated by $mm = 2^{(-phi)}$	

Reciprocal Absolute Relative Dispersion (RARD) Scale	
< 0.5	Excellent homogeneity (e.g., beaches)
0.5 to 1.0	Good homogeneity
1.0 to 1.33	Fair homogeneity
> 1.33	Poor homogeneity (e.g., glacial)





# Post-Digestion Grain Size Distribution

Onshore Grab Sample

Sample: DU-06-SS

Total Digested Mass: 61.291 grams

% Silica: 96.8 %

Sieve Size (phi)	Sieve Midpt (phi)	Weight (grams)	Freq Weight %	Cumulative Weight %
-2.00	-2.125	0.000	0.000	0.000
-1.75	-1.875	0.000	0.000	0.000
-1.50	-1.625	0.000	0.000	0.000
-1.25	-1.375	0.000	0.000	0.000
-1.00	-1.125	0.000	0.000	0.000
-0.75	-0.875	0.000	0.000	0.000
-0.50	-0.625	0.017	0.028	0.028
-0.25	-0.375	0.041	0.067	0.095
0.00	-0.125	0.080	0.131	0.225
0.25	0.125	0.146	0.238	0.463
0.50	0.375	0.253	0.413	0.876
0.75	0.625	0.620	1.012	1.888
1.00	0.875	2.569	4.191	6.079
1.25	1.125	3.521	5.745	11.824
1.50	1.375	4.749	7.748	19.572
1.75	1.625	5.393	8.799	28.371
2.00	1.875	7.482	12.207	40.579
2.25	2.125	9.588	15.643	56.222
2.50	2.375	11.750	19.171	75.393
2.75	2.625	10.477	17.094	92.487
3.00	2.875	3.705	6.045	98.532
3.25	3.125	0.665	1.085	99.617
3.50	3.375	0.173	0.282	99.899
3.75	3.625	0.050	0.082	99.980
4.00	3.875	0.012	0.020	100.000
5.00	4.500	0.000	0.000	100.000

Statistical Results			
Mean:	2.0447	phi	(0.2424 mm)
Standard Dev:	0.5998	phi-units	(0.6598 mm)
Skewness:	-0.6382	dimensionless	
Kurtosis:	3.0685	dimensionless	
5th Moment:	-5.1761	dimensionless	
6th Moment:	19.4558	dimensionless	
RARD *	0.2934	dimensionless	
Median	2.0256	phi	(0.2456 mm)

\* RARD = reciprocal absolute relative dispersion (see below)

Statistical Explanation	
Calculations based on the Method of Moments	
Skewness: 3rd Stand. Moment; Exact Gaussian = 0.0	
Kurtosis: 4th Stand. Moment; Exact Gaussian = 3.0	
For Further Explanation, See Calculation Sheets	
Millimeter data calculated by $mm = 2^{(-phi)}$	

Reciprocal Absolute Relative Dispersion (RARD) Scale	
< 0.5	Excellent homogeneity (e.g., beaches)
0.5 to 1.0	Good homogeneity
1.0 to 1.33	Fair homogeneity
> 1.33	Poor homogeneity (e.g., glacial)

