

Onshore Grab Sample

Sample: DU-04-BB
Sample Taken By: J. Ladner
Sample Collected On: 12/4/02
Splits? N/A

County: Duval
Latitude: 30° 20' 50.3"
Longitude: 81° 23' 49.3"
Datum: WGS 84
Surf. Elev: N/A
Datum: N/A

Fine Data Summary

Total Sample Weight	73.459 grams
Total Fines in Sample	0.123 grams
Total Percent Fines	0.17 %

Dry Sieving Summary

Total Sample Weight	73.227 grams
Total Digested Weight	72.431 grams
Total Carbonate Weight	0.796 grams
Total Silica %	98.91 %
Total Carbonate %	1.09 %
Carbonate/Silica Ratio	0.011

General Comments:

-2.00 through 0.00 phi are Organics Only

Description

Worked By: C. Fischler
Reviewed and Edited By: M. Ladle

Pre-Digestion Grain Size Distribution

Onshore Grab Sample

Sample: DU-04-BB

Total Sample Mass: 73.227 grams

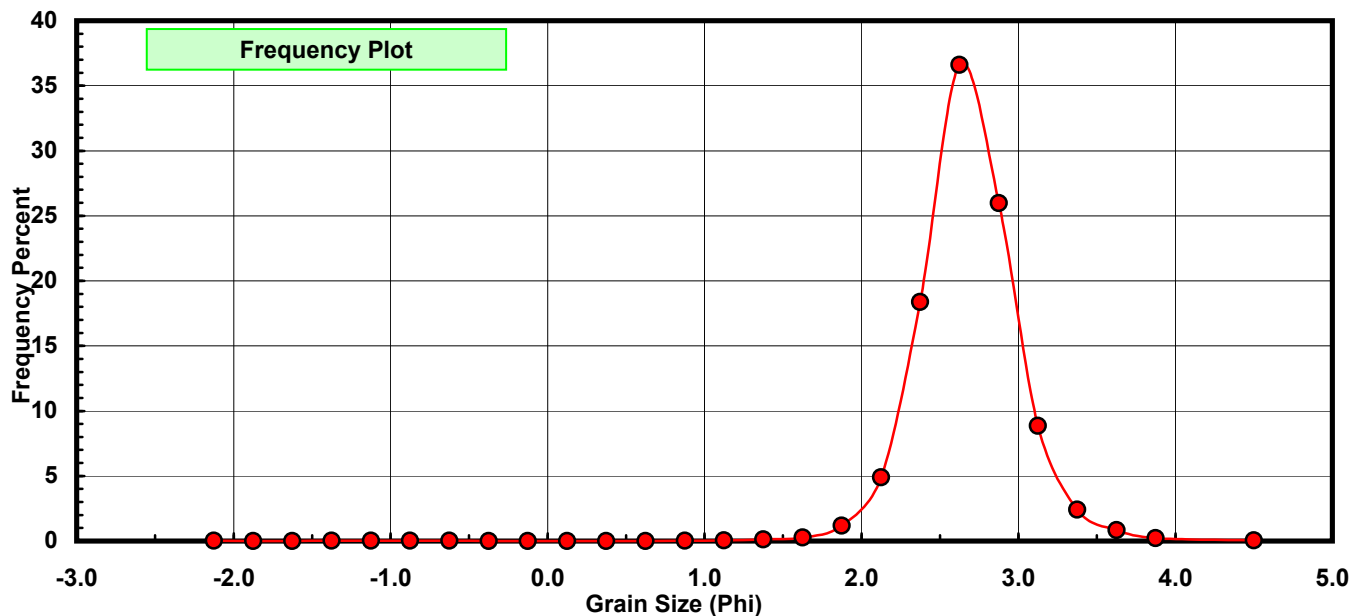
Sieve Size (phi)	Sieve Midpt (phi)	Weight (grams)	Freq Weight %	Cumulative Weight %
-2.00	-2.125	0.022	0.030	0.030
-1.75	-1.875	0.000	0.000	0.030
-1.50	-1.625	0.003	0.004	0.034
-1.25	-1.375	0.012	0.016	0.051
-1.00	-1.125	0.011	0.015	0.066
-0.75	-0.875	0.010	0.014	0.079
-0.50	-0.625	0.010	0.014	0.093
-0.25	-0.375	0.003	0.004	0.097
0.00	-0.125	0.003	0.004	0.101
0.25	0.125	0.003	0.004	0.105
0.50	0.375	0.006	0.008	0.113
0.75	0.625	0.009	0.012	0.126
1.00	0.875	0.021	0.029	0.154
1.25	1.125	0.035	0.048	0.202
1.50	1.375	0.084	0.115	0.317
1.75	1.625	0.197	0.269	0.586
2.00	1.875	0.873	1.192	1.778
2.25	2.125	3.578	4.886	6.664
2.50	2.375	13.460	18.381	25.045
2.75	2.625	26.801	36.600	61.645
3.00	2.875	19.029	25.986	87.632
3.25	3.125	6.487	8.859	96.490
3.50	3.375	1.757	2.399	98.890
3.75	3.625	0.608	0.830	99.720
4.00	3.875	0.160	0.218	99.939
5.00	4.500	0.045	0.061	100.000

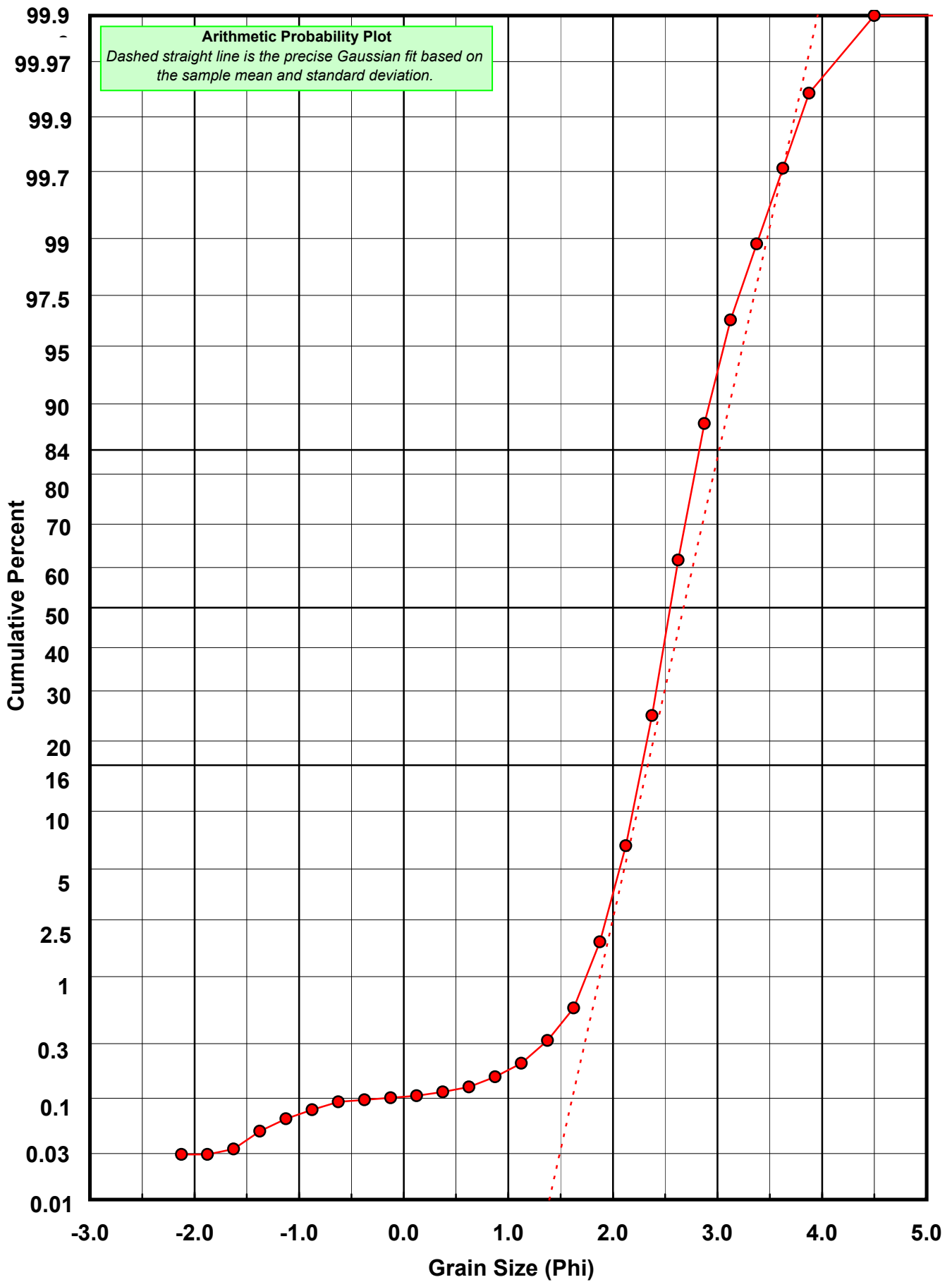
Statistical Results			
Mean:	2.6753	phi	(0.1566 mm)
Standard Dev:	0.3448	phi-units	(0.7874 mm)
Skewness:	-1.6525	dimensionless	
Kurtosis:	25.1078	dimensionless	
5th Moment:	-266.2070	dimensionless	
6th Moment:	3445.6557	dimensionless	
RARD *	0.1289	dimensionless	
Median	2.5455	phi	(0.1713 mm)

* RARD = reciprocal absolute relative dispersion (see below)

Statistical Explanation
Calculations based on the Method of Moments
Skewness: 3rd Stand. Moment; Exact Gaussian = 0.0
Kurtosis: 4th Stand. Moment; Exact Gaussian = 3.0
For Further Explanation, See Calculation Sheets
Millimeter data calculated by $mm = 2^{(-phi)}$

Reciprocal Absolute Relative Dispersion (RARD) Scale	
< 0.5	Excellent homogeneity (e.g., beaches)
0.5 to 1.0	Good homogeneity
1.0 to 1.33	Fair homogeneity
> 1.33	Poor homogeneity (e.g., glacial)





Carbonate Grain Size Distribution

Onshore Grab Sample

Sample: DU-04-BB

Total Carbonate Mass: 1.669 grams

% Carbonate: 1.1 %

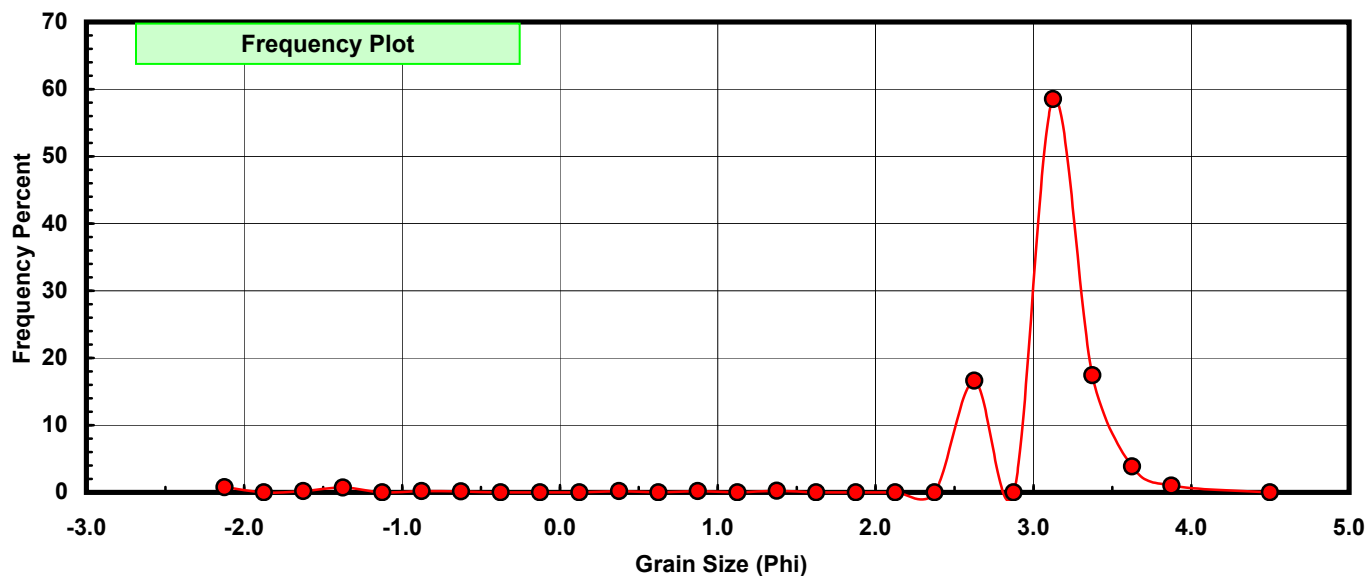
Sieve Size (phi)	Sieve Midpt (phi)	Weight (grams)	Freq Weight %	Cumulative Weight %
-2.00	-2.125	0.013	0.779	0.779
-1.75	-1.875	0.000	0.000	0.779
-1.50	-1.625	0.003	0.180	0.959
-1.25	-1.375	0.012	0.719	1.678
-1.00	-1.125	0.000	0.000	1.678
-0.75	-0.875	0.003	0.180	1.857
-0.50	-0.625	0.002	0.120	1.977
-0.25	-0.375	0.000	0.000	1.977
0.00	-0.125	0.000	0.000	1.977
0.25	0.125	0.000	0.000	1.977
0.50	0.375	0.003	0.180	2.157
0.75	0.625	0.000	0.000	2.157
1.00	0.875	0.003	0.180	2.337
1.25	1.125	0.000	0.000	2.337
1.50	1.375	0.004	0.240	2.576
1.75	1.625	0.000	0.000	2.576
2.00	1.875	0.000	0.000	2.576
2.25	2.125	0.000	0.000	2.576
2.50	2.375	0.000	0.000	2.576
2.75	2.625	0.277	16.597	19.173
3.00	2.875	0.000	0.000	19.173
3.25	3.125	0.977	58.538	77.711
3.50	3.375	0.291	17.436	95.147
3.75	3.625	0.064	3.835	98.981
4.00	3.875	0.017	1.019	100.000
5.00	4.500	0.000	0.000	100.000

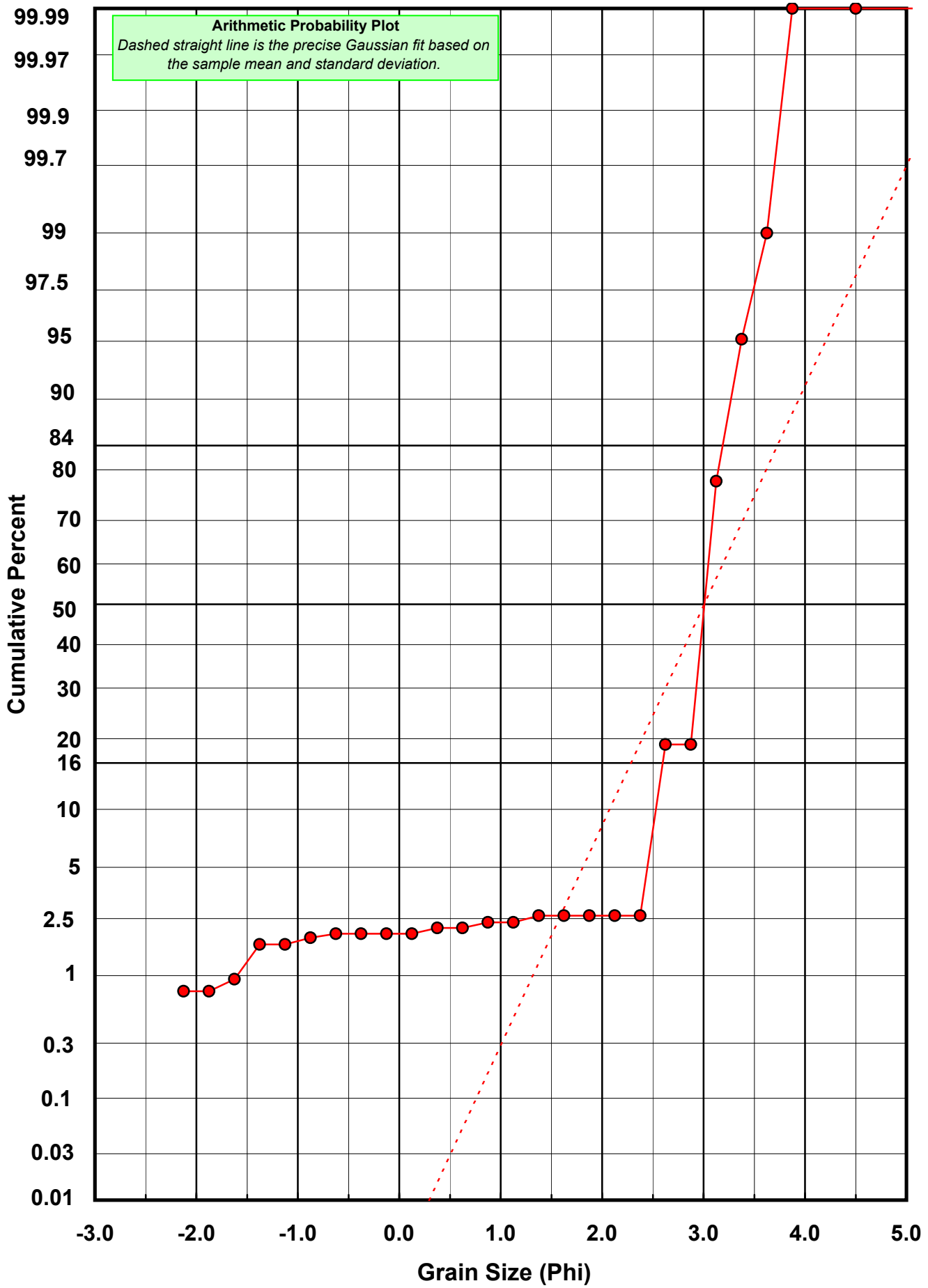
Statistical Results			
Mean:	3.0058	phi	(0.1245 mm)
Standard Dev:	0.7280	phi-units	(0.6037 mm)
Skewness:	-5.2915	dimensionless	
Kurtosis:	34.3459	dimensionless	
5th Moment:	-223.9234	dimensionless	
6th Moment:	1480.2602	dimensionless	
RARD *	0.2422	dimensionless	
Median	3.0067	phi	(0.1244 mm)

* RARD = reciprocal absolute relative dispersion (see below)

Statistical Explanation	
Calculations based on the Method of Moments	
Skewness: 3rd Stand. Moment; Exact Gaussian = 0.0	
Kurtosis: 4th Stand. Moment; Exact Gaussian = 3.0	
For Further Explanation, See Calculation Sheets	
Millimeter data calculated by $mm = 2^{(-phi)}$	

Reciprocal Absolute Relative Dispersion (RARD) Scale	
< 0.5	Excellent homogeneity (e.g., beaches)
0.5 to 1.0	Good homogeneity
1.0 to 1.33	Fair homogeneity
> 1.33	Poor homogeneity (e.g., glacial)





Post-Digestion Grain Size Distribution

Onshore Grab Sample

Sample: DU-04-BB

Total Digested Mass: 72.386 grams

% Silica: 98.9 %

Sieve Size (phi)	Sieve Midpt (phi)	Weight (grams)	Freq Weight %	Cumulative Weight %
-2.00	-2.125	0.009	0.012	0.012
-1.75	-1.875	0.000	0.000	0.012
-1.50	-1.625	0.000	0.000	0.012
-1.25	-1.375	0.000	0.000	0.012
-1.00	-1.125	0.011	0.015	0.028
-0.75	-0.875	0.007	0.010	0.037
-0.50	-0.625	0.008	0.011	0.048
-0.25	-0.375	0.004	0.006	0.054
0.00	-0.125	0.003	0.004	0.058
0.25	0.125	0.004	0.006	0.064
0.50	0.375	0.003	0.004	0.068
0.75	0.625	0.009	0.012	0.080
1.00	0.875	0.018	0.025	0.105
1.25	1.125	0.036	0.050	0.155
1.50	1.375	0.080	0.111	0.265
1.75	1.625	0.224	0.309	0.575
2.00	1.875	0.908	1.254	1.829
2.25	2.125	3.634	5.020	6.849
2.50	2.375	14.206	19.625	26.475
2.75	2.625	26.524	36.642	63.117
3.00	2.875	19.035	26.297	89.414
3.25	3.125	5.510	7.612	97.026
3.50	3.375	1.466	2.025	99.051
3.75	3.625	0.544	0.752	99.802
4.00	3.875	0.143	0.198	100.000
5.00	4.500	0.000	0.000	100.000

Statistical Results			
Mean:	2.6621	phi	(0.158 mm)
Standard Dev:	0.3244	phi-units	(0.7986 mm)
Skewness:	-1.0372	dimensionless	
Kurtosis:	16.4364	dimensionless	
5th Moment:	-159.8899	dimensionless	
6th Moment:	2094.4664	dimensionless	
RARD *	0.1219	dimensionless	
Median	2.5355	phi	(0.1725 mm)

* RARD = reciprocal absolute relative dispersion (see below)

Statistical Explanation	
Calculations based on the Method of Moments	
Skewness: 3rd Stand. Moment; Exact Gaussian = 0.0	
Kurtosis: 4th Stand. Moment; Exact Gaussian = 3.0	
For Further Explanation, See Calculation Sheets	
Millimeter data calculated by $mm = 2^{(-\phi)}$	

Reciprocal Absolute Relative Dispersion (RARD) Scale	
< 0.5	Excellent homogeneity (e.g., beaches)
0.5 to 1.0	Good homogeneity
1.0 to 1.33	Fair homogeneity
> 1.33	Poor homogeneity (e.g., glacial)

