

Onshore Grab Sample

Sample: SL-23
Sample Taken By: D. Phelps
Sample Collected On: 12/16/08
Splits? N/A

County: St. Lucie
Latitude: 27° 16' 20.4"
Longitude: 80° 12' 15.0"
Datum: WGS 84
Surf. Elev: 0
Datum: N/A

Fine Data Summary

Total Sample Weight 57.379 grams
Total Fines in Sample 0.160 grams
Total Percent Fines 0.28 %

Dry Sieving Summary

Total Sample Weight 57.203 grams
Total Digested Weight 10.534 grams
Total Carbonate Weight 46.669 grams
Total Silica % 18.42 %
Total Carbonate % 81.58 %
Carbonate/Silica Ratio 4.430

General Comments:

None

Description

Worked By: M. Ladle

Pre-Digestion Grain Size Distribution

Onshore Grab Sample

Sample: SL-23

Total Sample Mass: 57.203 grams

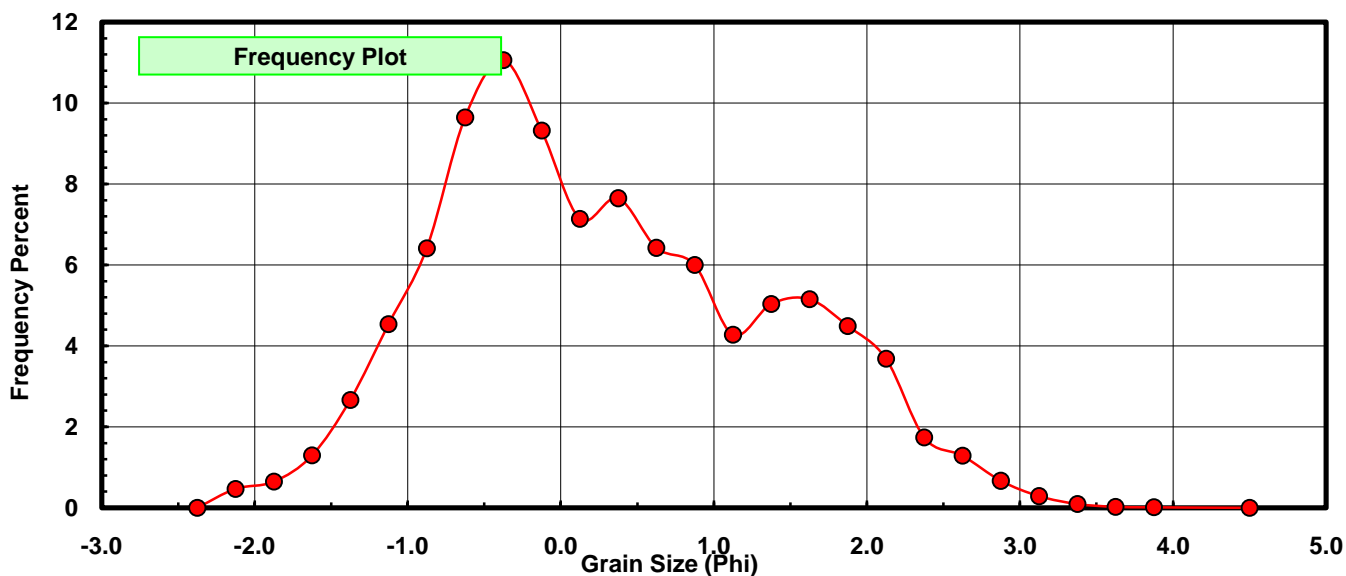
Sieve Size (phi)	Sieve Midpt (phi)	Weight (grams)	Freq Weight %	Cumulative Weight %
-2.25	-2.375	0.000	0.000	0.000
-2.00	-2.125	0.268	0.469	0.469
-1.75	-1.875	0.369	0.645	1.114
-1.50	-1.625	0.740	1.294	2.407
-1.25	-1.375	1.525	2.666	5.073
-1.00	-1.125	2.595	4.536	9.610
-0.75	-0.875	3.669	6.414	16.024
-0.50	-0.625	5.517	9.645	25.668
-0.25	-0.375	6.326	11.059	36.727
0.00	-0.125	5.330	9.318	46.045
0.25	0.125	4.083	7.138	53.183
0.50	0.375	4.375	7.648	60.831
0.75	0.625	3.674	6.423	67.253
1.00	0.875	3.431	5.998	73.251
1.25	1.125	2.446	4.276	77.527
1.50	1.375	2.881	5.036	82.564
1.75	1.625	2.948	5.154	87.717
2.00	1.875	2.570	4.493	92.210
2.25	2.125	2.105	3.680	95.890
2.50	2.375	0.993	1.736	97.626
2.75	2.625	0.736	1.287	98.913
3.00	2.875	0.382	0.668	99.580
3.25	3.125	0.165	0.288	99.869
3.50	3.375	0.054	0.094	99.963
3.75	3.625	0.014	0.024	99.988
4.00	3.875	0.007	0.012	100.000
5.00	4.50	0.000	0.000	100.000

Statistical Results			
Mean:	0.3012	phi	(0.8116 mm)
Standard Dev:	1.0945	phi-units	(0.4683 mm)
Skewness:	0.3484	dimensionless	
Kurtosis:	2.3722	dimensionless	
5th Moment:	1.8256	dimensionless	
6th Moment:	8.3558	dimensionless	
RARD *	3.6333	dimensionless	
Median	0.0135	phi	(0.9907 mm)

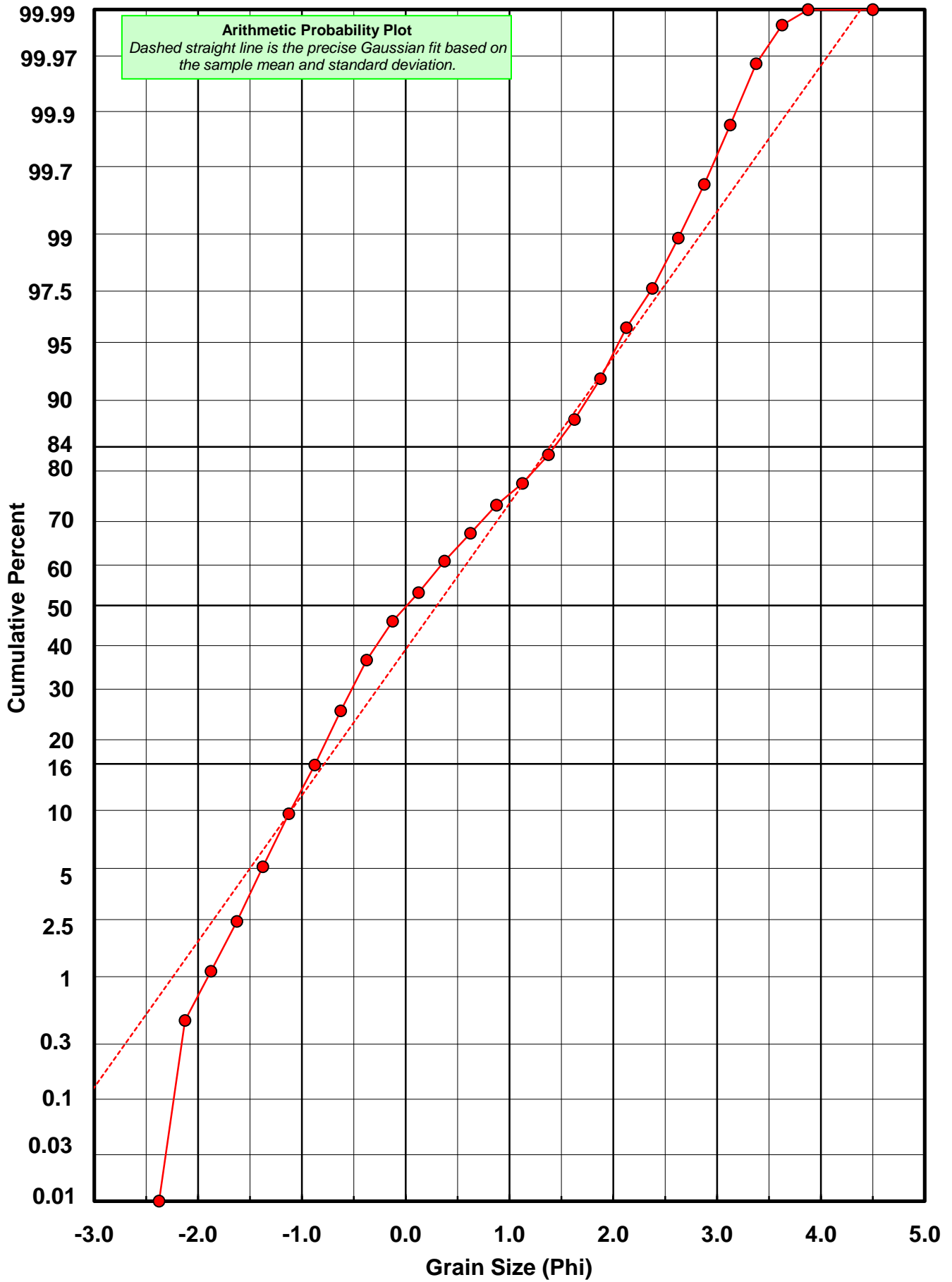
* RARD = reciprocal absolute relative dispersion (see below)

Statistical Explanation
Calculations based on the Method of Moments
Skewness: 3rd Stand. Moment; Exact Gaussian = 0.0
Kurtosis: 4th Stand. Moment; Exact Gaussian = 3.0
For Further Explanation, See Basille et al. 2002
Millimeter data calculated by $mm = 2^{(-\phi)}$

Reciprocal Absolute Relative Dispersion (RARD) Scale	
< 0.5	Excellent homogeneity (e.g., beaches)
0.5 to 1.0	Good homogeneity
1.0 to 1.33	Fair homogeneity
> 1.33	Poor homogeneity (e.g., glacial)



SL-23



Carbonate Grain Size Distribution

Onshore Grab Sample

Sample: SL-23

Total Carbonate Mass: 46.768 grams

% Carbonate: 81.6 %

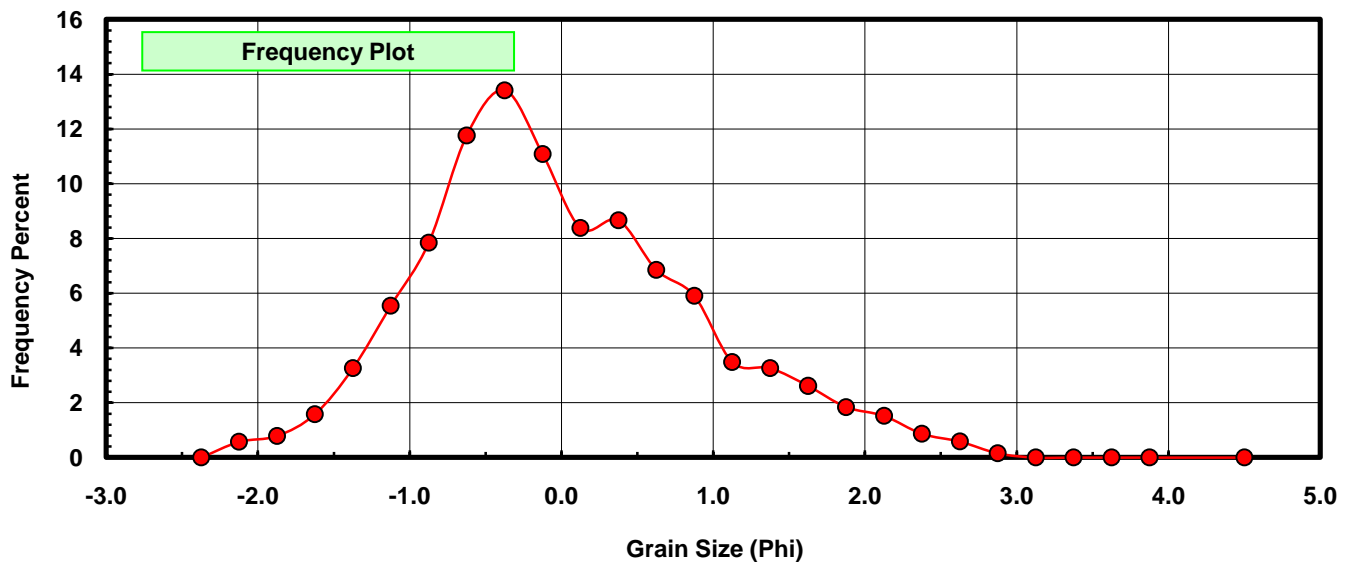
Sieve Size (phi)	Sieve Midpt (phi)	Weight (grams)	Freq Weight %	Cumulative Weight %
-2.25	-2.375	0.000	0.000	0.000
-2.00	-2.125	0.268	0.573	0.573
-1.75	-1.875	0.369	0.789	1.362
-1.50	-1.625	0.740	1.582	2.944
-1.25	-1.375	1.525	3.261	6.205
-1.00	-1.125	2.595	5.549	11.754
-0.75	-0.875	3.669	7.845	19.599
-0.50	-0.625	5.500	11.760	31.359
-0.25	-0.375	6.273	13.413	44.772
0.00	-0.125	5.185	11.087	55.859
0.25	0.125	3.919	8.380	64.238
0.50	0.375	4.050	8.660	72.898
0.75	0.625	3.205	6.853	79.751
1.00	0.875	2.761	5.904	85.655
1.25	1.125	1.631	3.487	89.142
1.50	1.375	1.527	3.265	92.407
1.75	1.625	1.224	2.617	95.024
2.00	1.875	0.863	1.845	96.870
2.25	2.125	0.712	1.522	98.392
2.50	2.375	0.406	0.868	99.260
2.75	2.625	0.274	0.586	99.846
3.00	2.875	0.072	0.154	100.000
3.25	3.125	0.000	0.000	100.000
3.50	3.375	0.000	0.000	100.000
3.75	3.625	0.000	0.000	100.000
4.00	3.875	0.000	0.000	100.000
5.00	4.500	0.000	0.000	100.000

Statistical Results			
Mean:	0.0052	phi	(0.9964 mm)
Standard Dev:	0.9319	phi-units	(0.5242 mm)
Skewness:	0.4973	dimensionless	
Kurtosis:	2.9643	dimensionless	
5th Moment:	3.4199	dimensionless	
6th Moment:	13.7478	dimensionless	
RARD *	178.4456	dimensionless	
Median	-0.2571	phi	(1.1951 mm)

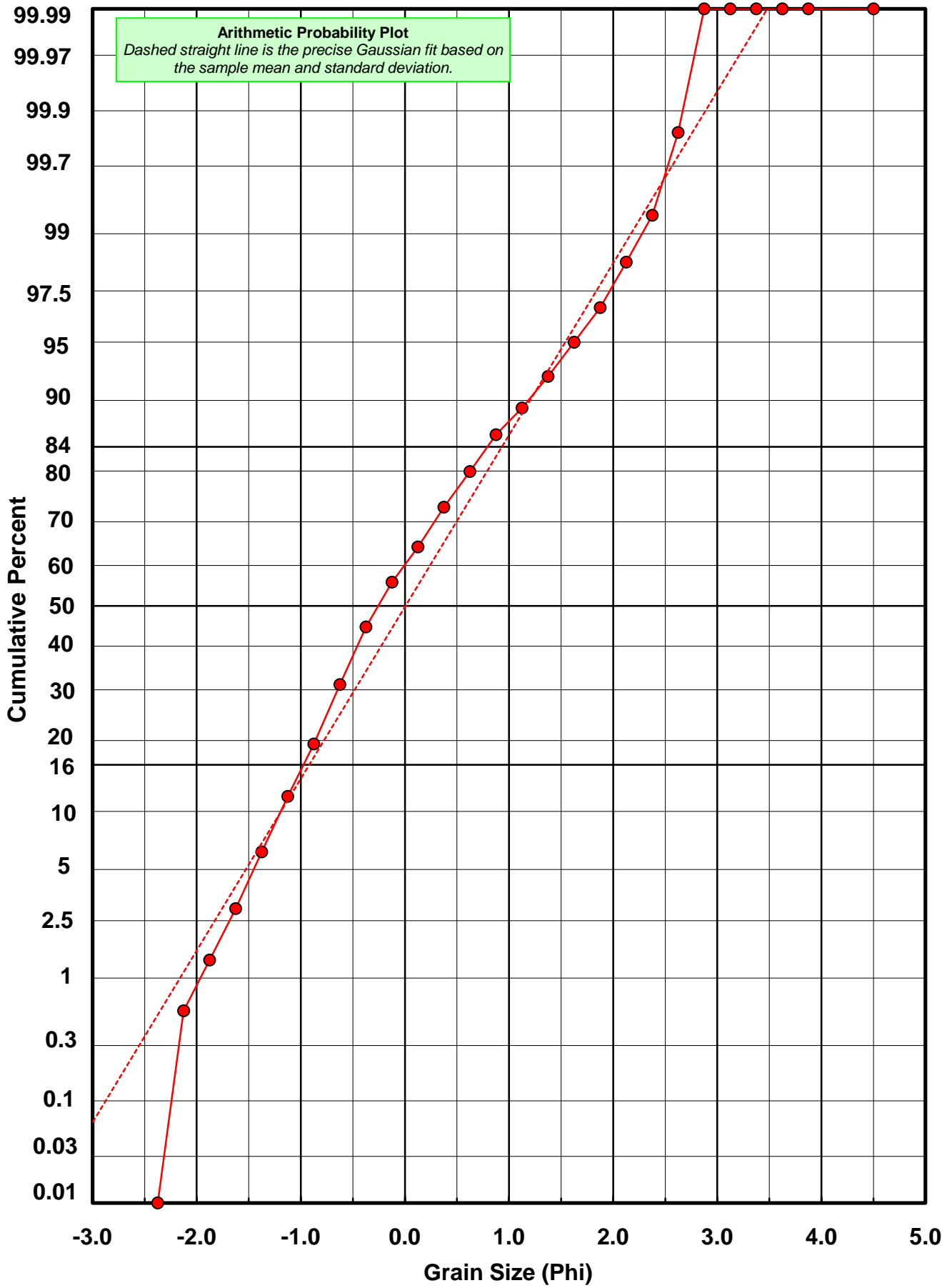
* RARD = reciprocal absolute relative dispersion (see below)

Statistical Explanation	
Calculations based on the Method of Moments	
Skewness: 3rd Stand. Moment; Exact Gaussian = 0.0	
Kurtosis: 4th Stand. Moment; Exact Gaussian = 3.0	
For Further Explanation, See Basille et al. 2002	
Millimeter data calculated by $mm = 2^{(-\phi)}$	

Reciprocal Absolute Relative Dispersion (RARD) Scale	
< 0.5	Excellent homogeneity (e.g., beaches)
0.5 to 1.0	Good homogeneity
1.0 to 1.33	Fair homogeneity
> 1.33	Poor homogeneity (e.g., glacial)



SL-23



Post-Digestion Grain Size Distribution

Onshore Grab Sample

Sample: SL-23

Total Digested Mass: 10.534 grams

% Silica: 18.4 %

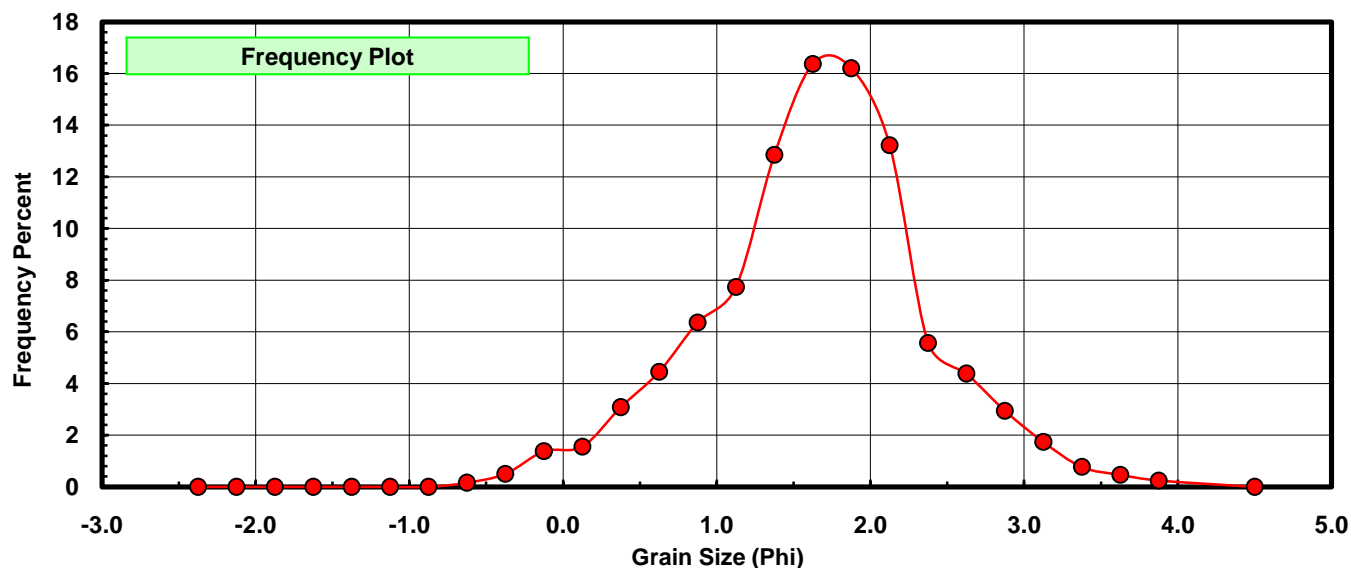
Sieve Size (phi)	Sieve Midpt (phi)	Weight (grams)	Freq Weight %	Cumulative Weight %
-2.25	-2.375	0.000	0.000	0.000
-2.00	-2.125	0.000	0.000	0.000
-1.75	-1.875	0.000	0.000	0.000
-1.50	-1.625	0.000	0.000	0.000
-1.25	-1.375	0.000	0.000	0.000
-1.00	-1.125	0.000	0.000	0.000
-0.75	-0.875	0.000	0.000	0.000
-0.50	-0.625	0.017	0.161	0.161
-0.25	-0.375	0.053	0.503	0.665
0.00	-0.125	0.145	1.376	2.041
0.25	0.125	0.164	1.557	3.598
0.50	0.375	0.325	3.085	6.683
0.75	0.625	0.469	4.452	11.135
1.00	0.875	0.670	6.360	17.496
1.25	1.125	0.815	7.737	25.233
1.50	1.375	1.354	12.854	38.086
1.75	1.625	1.724	16.366	54.452
2.00	1.875	1.707	16.205	70.657
2.25	2.125	1.393	13.224	83.881
2.50	2.375	0.587	5.572	89.453
2.75	2.625	0.462	4.386	93.839
3.00	2.875	0.310	2.943	96.782
3.25	3.125	0.183	1.737	98.519
3.50	3.375	0.081	0.769	99.288
3.75	3.625	0.049	0.465	99.753
4.00	3.875	0.026	0.247	100.000
5.00	4.500	0.000	0.000	100.000

Statistical Results			
Mean:	1.6457	phi	(0.3196 mm)
Standard Dev:	0.7573	phi-units	(0.5916 mm)
Skewness:	-0.1308	dimensionless	
Kurtosis:	3.0840	dimensionless	
5th Moment:	-0.6603	dimensionless	
6th Moment:	14.6233	dimensionless	
RARD *	0.4602	dimensionless	
Median	1.5570	phi	(0.3399 mm)

* RARD = reciprocal absolute relative dispersion (see below)

Statistical Explanation	
Calculations based on the Method of Moments	
Skewness: 3rd Stand. Moment; Exact Gaussian = 0.0	
Kurtosis: 4th Stand. Moment; Exact Gaussian = 3.0	
For Further Explanation, See Basille et al. 2002	
Millimeter data calculated by $mm = 2^{(-\phi)}$	

Reciprocal Absolute Relative Dispersion (RARD) Scale	
< 0.5	Excellent homogeneity (e.g., beaches)
0.5 to 1.0	Good homogeneity
1.0 to 1.33	Fair homogeneity
> 1.33	Poor homogeneity (e.g., glacial)



SL-23

