

**Onshore Grab Sample**

**Sample:** SL-15-BB  
**Sample Taken By:** D. Phelps  
**Sample Collected On:** 12/16/08  
**Splits?** N/A

**County:** St. Lucie  
**Latitude:** 27° 22' 24.1"  
**Longitude:** 80° 15' 03.0"  
**Datum:** WGS 84  
**Surf. Elev:** 0  
**Datum:** N/A

**Fine Data Summary**

Total Sample Weight 55.881 grams  
Total Fines in Sample 0.120 grams  
Total Percent Fines 0.21 %

**Dry Sieving Summary**

Total Sample Weight 55.784 grams  
Total Digested Weight 27.723 grams  
Total Carbonate Weight 28.061 grams  
Total Silica % 49.70 %  
Total Carbonate % 50.30 %  
Carbonate/Silica Ratio 1.012

**General Comments:**

None

**Description**

Worked By: M. Ladle

# Pre-Digestion Grain Size Distribution

Onshore Grab Sample

Sample: SL-15-BB

Total Sample Mass: 55.784 grams

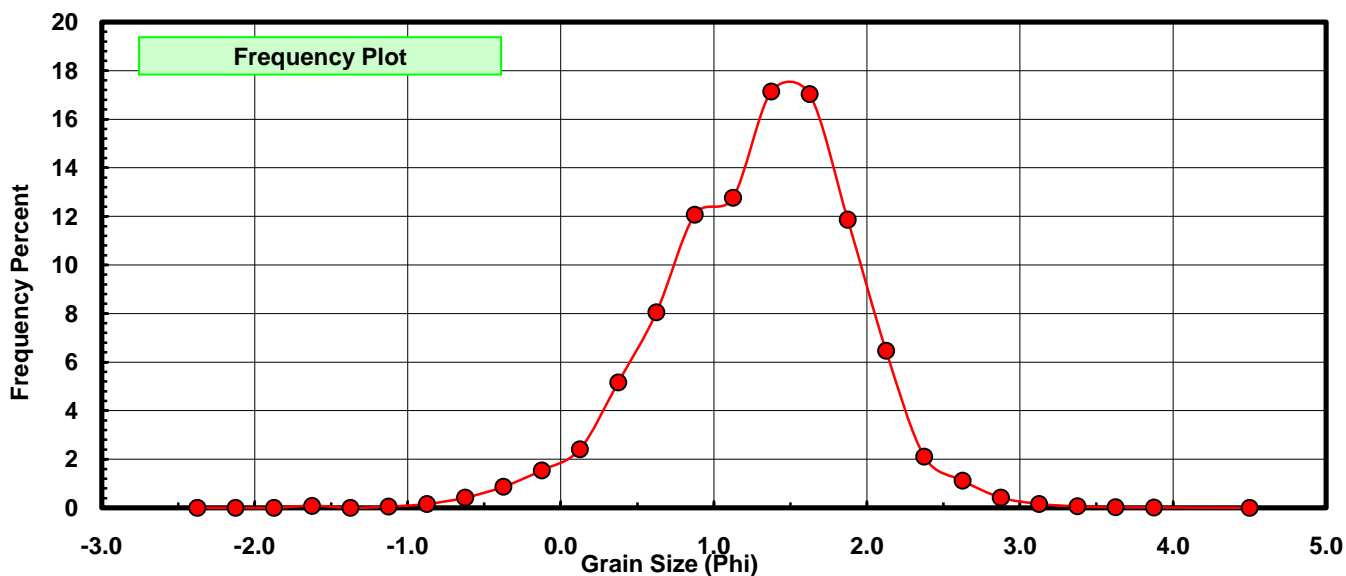
Sieve Size (phi)	Sieve Midpt (phi)	Weight (grams)	Freq Weight %	Cumulative Weight %
-2.25	-2.375	0.000	0.000	0.000
-2.00	-2.125	0.000	0.000	0.000
-1.75	-1.875	0.000	0.000	0.000
-1.50	-1.625	0.047	0.084	0.084
-1.25	-1.375	0.000	0.000	0.084
-1.00	-1.125	0.027	0.048	0.133
-0.75	-0.875	0.087	0.156	0.289
-0.50	-0.625	0.232	0.416	0.705
-0.25	-0.375	0.483	0.866	1.570
0.00	-0.125	0.862	1.545	3.116
0.25	0.125	1.347	2.415	5.530
0.50	0.375	2.881	5.165	10.695
0.75	0.625	4.488	8.045	18.740
1.00	0.875	6.733	12.070	30.810
1.25	1.125	7.122	12.767	43.577
1.50	1.375	9.563	17.143	60.720
1.75	1.625	9.500	17.030	77.750
2.00	1.875	6.618	11.864	89.614
2.25	2.125	3.610	6.471	96.085
2.50	2.375	1.178	2.112	98.197
2.75	2.625	0.626	1.122	99.319
3.00	2.875	0.236	0.423	99.742
3.25	3.125	0.090	0.161	99.903
3.50	3.375	0.033	0.059	99.962
3.75	3.625	0.013	0.023	99.986
4.00	3.875	0.008	0.014	100.000
5.00	4.50	0.000	0.000	100.000

Statistical Results			
Mean:	1.2835	phi	(0.4108 mm)
Standard Dev:	0.6343	phi-units	(0.6443 mm)
Skewness:	-0.3995	dimensionless	
Kurtosis:	3.6194	dimensionless	
5th Moment:	-4.2509	dimensionless	
6th Moment:	27.3838	dimensionless	
RARD *	0.4942	dimensionless	
Median	1.2187	phi	(0.4297 mm)

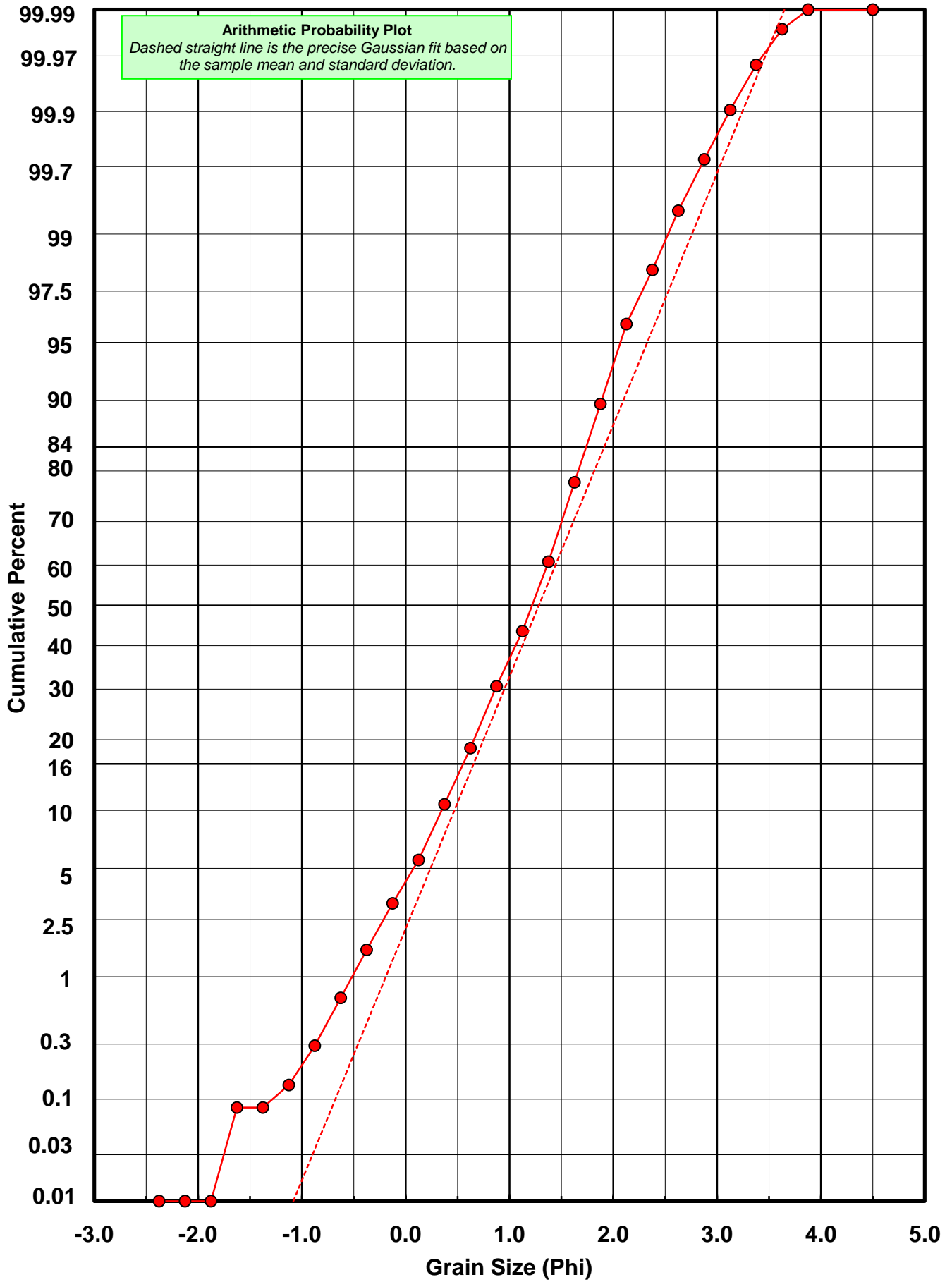
\* RARD = reciprocal absolute relative dispersion (see below)

Statistical Explanation
Calculations based on the Method of Moments
Skewness: 3rd Stand. Moment; Exact Gaussian = 0.0
Kurtosis: 4th Stand. Moment; Exact Gaussian = 3.0
For Further Explanation, See Basille et al. 2002
Millimeter data calculated by $mm = 2^{(-\phi)}$

Reciprocal Absolute Relative Dispersion (RARD) Scale	
< 0.5	Excellent homogeneity (e.g., beaches)
0.5 to 1.0	Good homogeneity
1.0 to 1.33	Fair homogeneity
> 1.33	Poor homogeneity (e.g., glacial)



# SL-15-BB



# Carbonate Grain Size Distribution

Onshore Grab Sample

Sample: SL-15-BB

Total Carbonate Mass: 28.074 grams

% Carbonate: 50.3 %

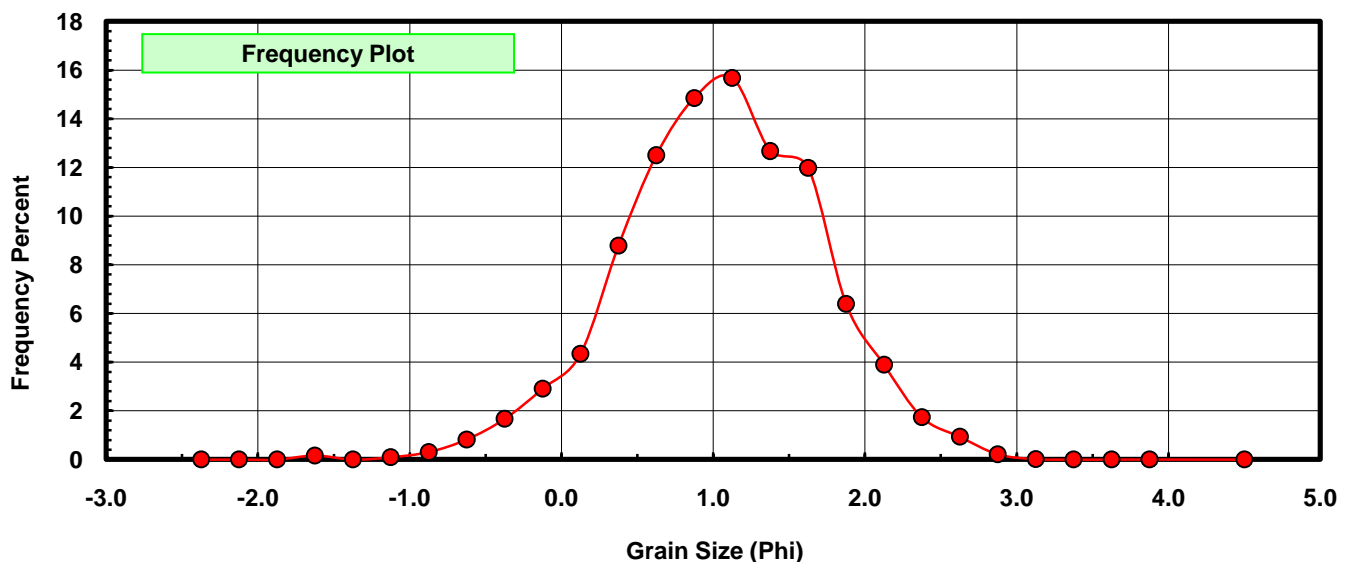
Sieve Size (phi)	Sieve Midpt (phi)	Weight (grams)	Freq Weight %	Cumulative Weight %
-2.25	-2.375	0.000	0.000	0.000
-2.00	-2.125	0.000	0.000	0.000
-1.75	-1.875	0.000	0.000	0.000
-1.50	-1.625	0.047	0.167	0.167
-1.25	-1.375	0.000	0.000	0.167
-1.00	-1.125	0.027	0.096	0.264
-0.75	-0.875	0.087	0.310	0.573
-0.50	-0.625	0.232	0.826	1.400
-0.25	-0.375	0.469	1.671	3.070
0.00	-0.125	0.817	2.910	5.981
0.25	0.125	1.218	4.339	10.319
0.50	0.375	2.466	8.784	19.103
0.75	0.625	3.510	12.503	31.606
1.00	0.875	4.170	14.854	46.459
1.25	1.125	4.401	15.676	62.136
1.50	1.375	3.558	12.674	74.809
1.75	1.625	3.363	11.979	86.788
2.00	1.875	1.796	6.397	93.186
2.25	2.125	1.094	3.897	97.083
2.50	2.375	0.488	1.738	98.821
2.75	2.625	0.263	0.937	99.758
3.00	2.875	0.061	0.217	99.975
3.25	3.125	0.006	0.021	99.996
3.50	3.375	0.000	0.000	99.996
3.75	3.625	0.000	0.000	99.996
4.00	3.875	0.001	0.004	100.000
5.00	4.500	0.000	0.000	100.000

Statistical Results			
Mean:	1.0459	phi	(0.4844 mm)
Standard Dev:	0.6710	phi-units	(0.6281 mm)
Skewness:	-0.2070	dimensionless	
Kurtosis:	3.2232	dimensionless	
5th Moment:	-2.6829	dimensionless	
6th Moment:	19.7280	dimensionless	
RARD *	0.6416	dimensionless	
Median	0.9315	phi	(0.5243 mm)

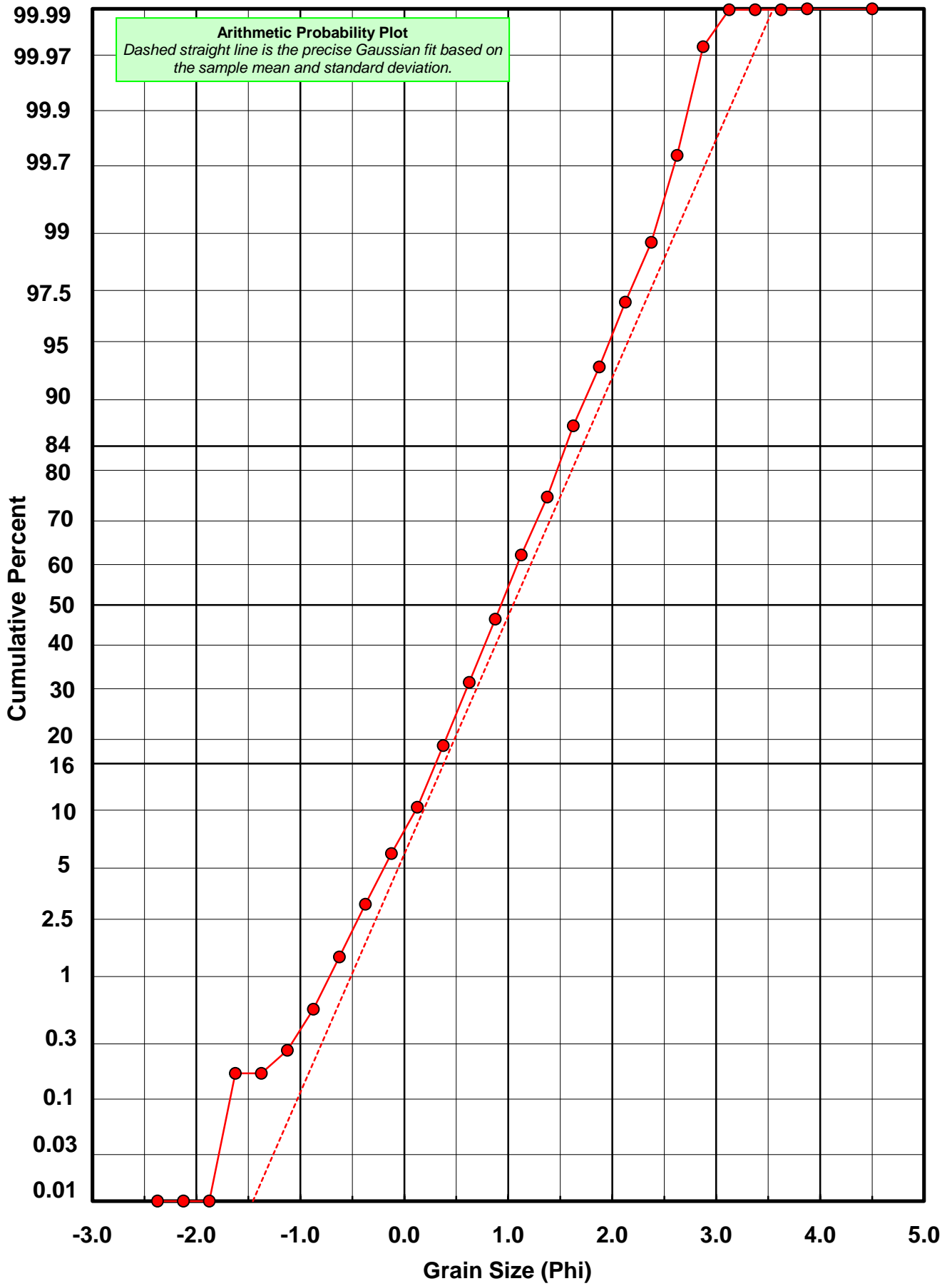
\* RARD = reciprocal absolute relative dispersion (see below)

Statistical Explanation	
Calculations based on the Method of Moments	
Skewness: 3rd Stand. Moment; Exact Gaussian = 0.0	
Kurtosis: 4th Stand. Moment; Exact Gaussian = 3.0	
For Further Explanation, See Basille et al. 2002	
Millimeter data calculated by $mm = 2^{(-\phi)}$	

Reciprocal Absolute Relative Dispersion (RARD) Scale	
< 0.5	Excellent homogeneity (e.g., beaches)
0.5 to 1.0	Good homogeneity
1.0 to 1.33	Fair homogeneity
> 1.33	Poor homogeneity (e.g., glacial)



# SL-15-BB



# Post-Digestion Grain Size Distribution

Onshore Grab Sample

Sample: SL-15-BB

Total Digested Mass: 27.723 grams

% Silica: 49.7 %

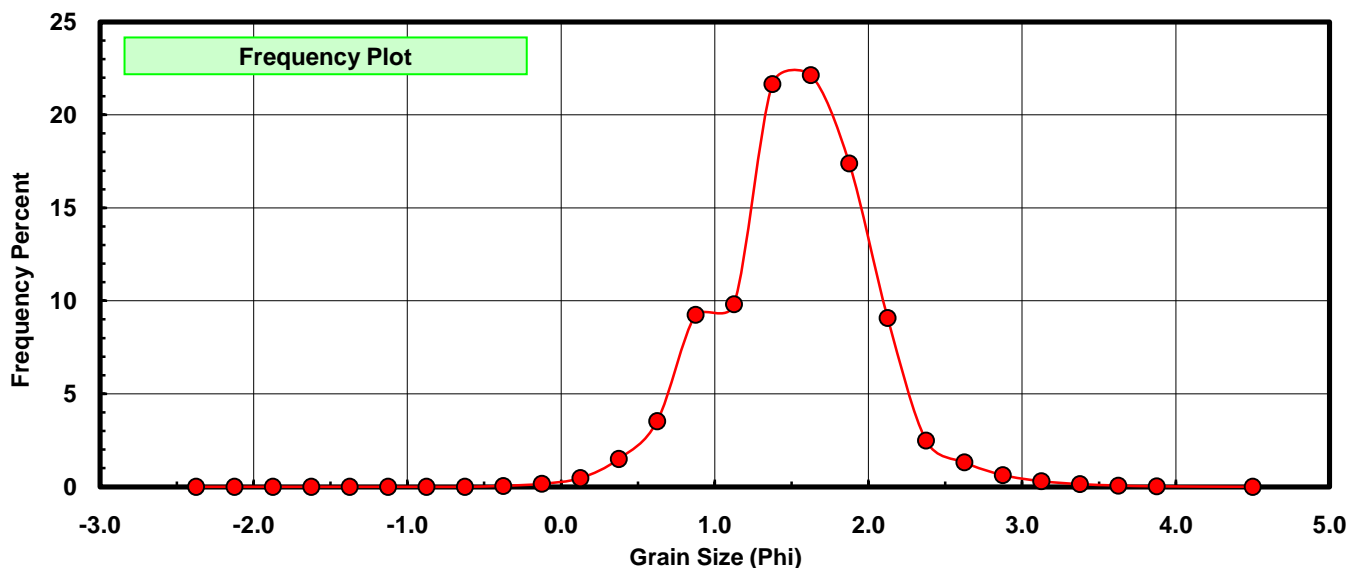
Sieve Size (phi)	Sieve Midpt (phi)	Weight (grams)	Freq Weight %	Cumulative Weight %
-2.25	-2.375	0.000	0.000	0.000
-2.00	-2.125	0.000	0.000	0.000
-1.75	-1.875	0.000	0.000	0.000
-1.50	-1.625	0.000	0.000	0.000
-1.25	-1.375	0.000	0.000	0.000
-1.00	-1.125	0.000	0.000	0.000
-0.75	-0.875	0.000	0.000	0.000
-0.50	-0.625	0.000	0.000	0.000
-0.25	-0.375	0.014	0.050	0.050
0.00	-0.125	0.045	0.162	0.213
0.25	0.125	0.129	0.465	0.678
0.50	0.375	0.415	1.497	2.175
0.75	0.625	0.978	3.528	5.703
1.00	0.875	2.563	9.245	14.948
1.25	1.125	2.721	9.815	24.763
1.50	1.375	6.005	21.661	46.424
1.75	1.625	6.137	22.137	68.560
2.00	1.875	4.822	17.393	85.954
2.25	2.125	2.516	9.075	95.029
2.50	2.375	0.690	2.489	97.518
2.75	2.625	0.363	1.309	98.828
3.00	2.875	0.175	0.631	99.459
3.25	3.125	0.084	0.303	99.762
3.50	3.375	0.040	0.144	99.906
3.75	3.625	0.019	0.069	99.975
4.00	3.875	0.007	0.025	100.000
5.00	4.500	0.000	0.000	100.000

Statistical Results			
Mean:	1.5251	phi	(0.3474 mm)
Standard Dev:	0.5011	phi-units	(0.7066 mm)
Skewness:	0.0180	dimensionless	
Kurtosis:	3.7896	dimensionless	
5th Moment:	1.8824	dimensionless	
6th Moment:	28.6861	dimensionless	
RARD *	0.3285	dimensionless	
Median	1.4154	phi	(0.3749 mm)

\* RARD = reciprocal absolute relative dispersion (see below)

Statistical Explanation	
Calculations based on the Method of Moments	
Skewness: 3rd Stand. Moment; Exact Gaussian = 0.0	
Kurtosis: 4th Stand. Moment; Exact Gaussian = 3.0	
For Further Explanation, See Basille et al. 2002	
Millimeter data calculated by $mm = 2^{(-\phi)}$	

Reciprocal Absolute Relative Dispersion (RARD) Scale	
< 0.5	Excellent homogeneity (e.g., beaches)
0.5 to 1.0	Good homogeneity
1.0 to 1.33	Fair homogeneity
> 1.33	Poor homogeneity (e.g., glacial)



# SL-15-BB

