

Onshore Grab Sample

Sample: SL-13
Sample Taken By: D. Phelps
Sample Collected On: 12/16/08
Splits? N/A

County: St. Lucie
Latitude: 27° 23' 52.1"
Longitude: 80° 15' 47.6"
Datum: WGS 84
Surf. Elev: 0
Datum: N/A

Fine Data Summary

Total Sample Weight 57.966 grams
Total Fines in Sample 0.186 grams
Total Percent Fines 0.32 %

Dry Sieving Summary

Total Sample Weight 57.841 grams
Total Digested Weight 28.128 grams
Total Carbonate Weight 29.713 grams
Total Silica % 48.63 %
Total Carbonate % 51.37 %
Carbonate/Silica Ratio 1.056

General Comments:

None

Description

Worked By: M. Ladle

Pre-Digestion Grain Size Distribution

Onshore Grab Sample

Sample: SL-13

Total Sample Mass: 57.841 grams

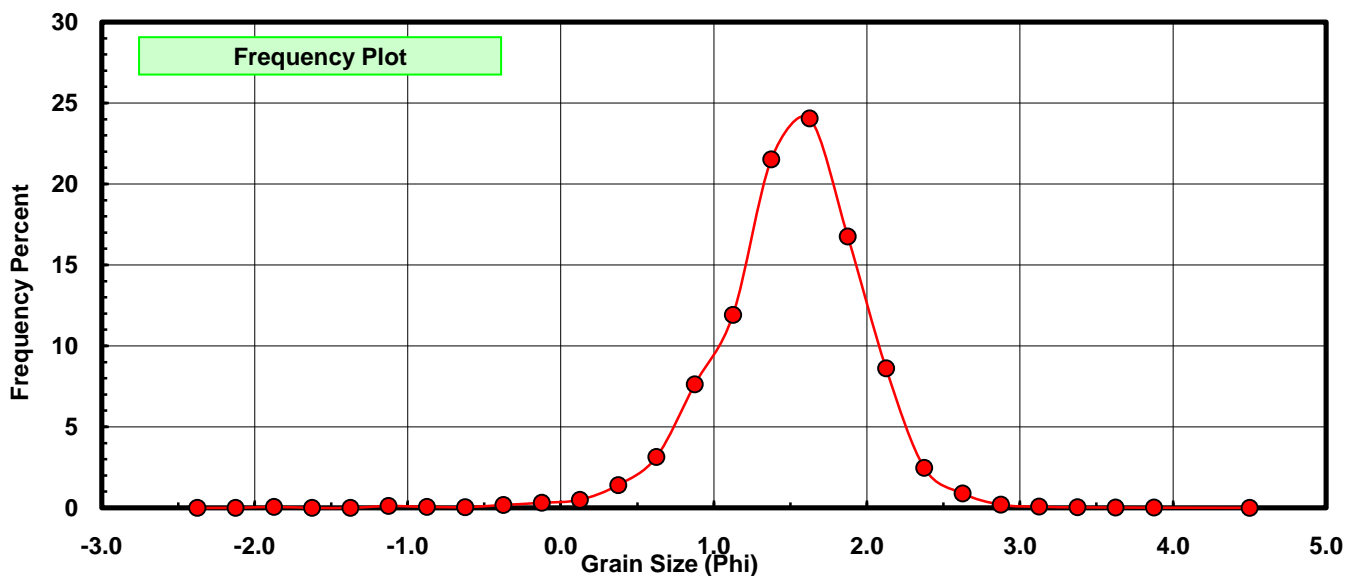
Sieve Size (phi)	Sieve Midpt (phi)	Weight (grams)	Freq Weight %	Cumulative Weight %
-2.25	-2.375	0.000	0.000	0.000
-2.00	-2.125	0.000	0.000	0.000
-1.75	-1.875	0.034	0.059	0.059
-1.50	-1.625	0.000	0.000	0.059
-1.25	-1.375	0.000	0.000	0.059
-1.00	-1.125	0.064	0.111	0.169
-0.75	-0.875	0.036	0.062	0.232
-0.50	-0.625	0.024	0.041	0.273
-0.25	-0.375	0.104	0.180	0.453
0.00	-0.125	0.179	0.309	0.762
0.25	0.125	0.288	0.498	1.260
0.50	0.375	0.815	1.409	2.669
0.75	0.625	1.819	3.145	5.814
1.00	0.875	4.408	7.621	13.435
1.25	1.125	6.895	11.921	25.356
1.50	1.375	12.449	21.523	46.879
1.75	1.625	13.914	24.056	70.934
2.00	1.875	9.696	16.763	87.697
2.25	2.125	4.985	8.618	96.316
2.50	2.375	1.426	2.465	98.781
2.75	2.625	0.515	0.890	99.672
3.00	2.875	0.112	0.194	99.865
3.25	3.125	0.040	0.069	99.934
3.50	3.375	0.018	0.031	99.965
3.75	3.625	0.013	0.022	99.988
4.00	3.875	0.007	0.012	100.000
5.00	4.50	0.000	0.000	100.000

Statistical Results			
Mean:	1.4984	phi	(0.3539 mm)
Standard Dev:	0.4888	phi-units	(0.7126 mm)
Skewness:	-0.7401	dimensionless	
Kurtosis:	6.1020	dimensionless	
5th Moment:	-19.2066	dimensionless	
6th Moment:	127.3962	dimensionless	
RARD *	0.3262	dimensionless	
Median	1.4074	phi	(0.377 mm)

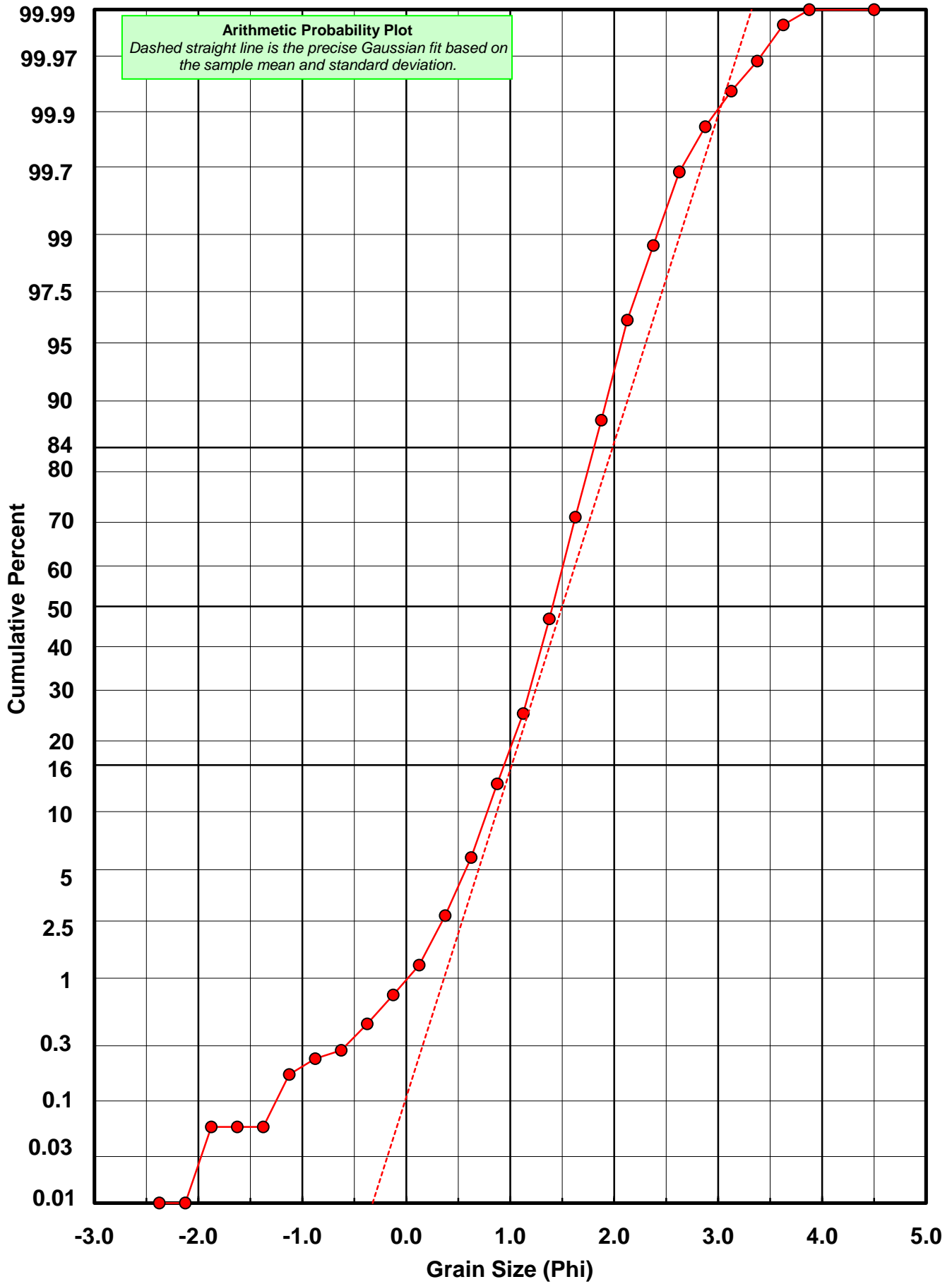
* RARD = reciprocal absolute relative dispersion (see below)

Statistical Explanation
Calculations based on the Method of Moments
Skewness: 3rd Stand. Moment; Exact Gaussian = 0.0
Kurtosis: 4th Stand. Moment; Exact Gaussian = 3.0
For Further Explanation, See Basille et al. 2002
Millimeter data calculated by $mm = 2^{(-\phi)}$

Reciprocal Absolute Relative Dispersion (RARD) Scale	
< 0.5	Excellent homogeneity (e.g., beaches)
0.5 to 1.0	Good homogeneity
1.0 to 1.33	Fair homogeneity
> 1.33	Poor homogeneity (e.g., glacial)



SL-13



Carbonate Grain Size Distribution

Onshore Grab Sample

Sample: SL-13

Total Carbonate Mass: 29.729 grams

% Carbonate: 51.4 %

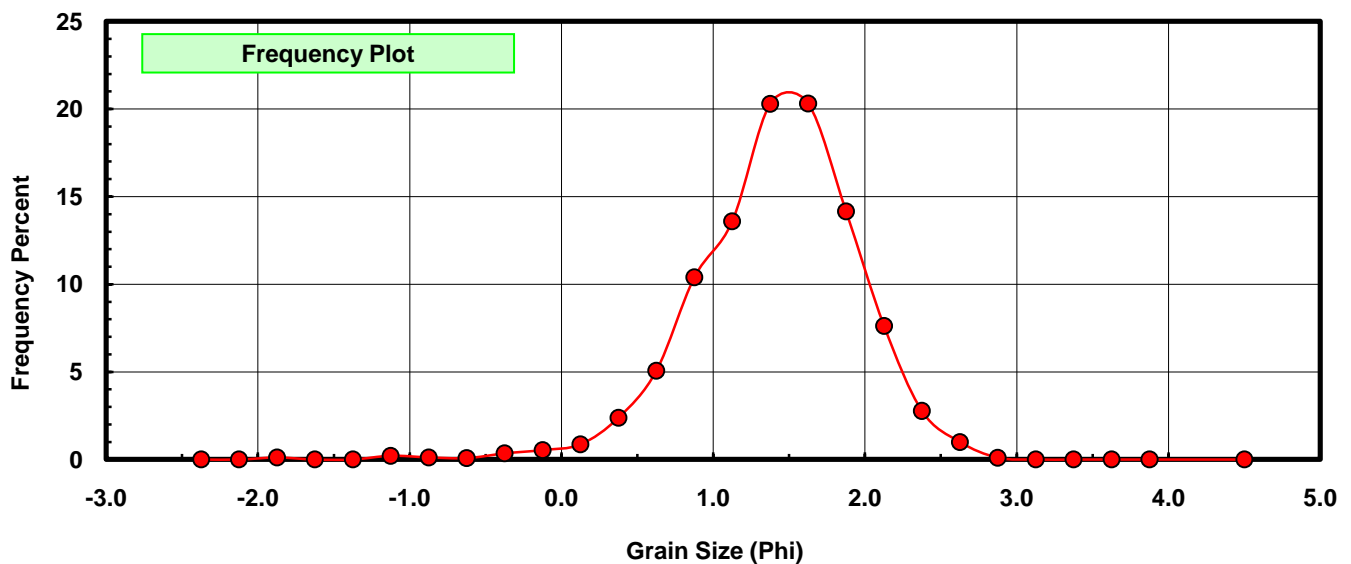
Sieve Size (phi)	Sieve Midpt (phi)	Weight (grams)	Freq Weight %	Cumulative Weight %
-2.25	-2.375	0.000	0.000	0.000
-2.00	-2.125	0.000	0.000	0.000
-1.75	-1.875	0.034	0.114	0.114
-1.50	-1.625	0.000	0.000	0.114
-1.25	-1.375	0.000	0.000	0.114
-1.00	-1.125	0.064	0.215	0.330
-0.75	-0.875	0.036	0.121	0.451
-0.50	-0.625	0.024	0.081	0.531
-0.25	-0.375	0.104	0.350	0.881
0.00	-0.125	0.161	0.542	1.423
0.25	0.125	0.257	0.864	2.287
0.50	0.375	0.709	2.385	4.672
0.75	0.625	1.506	5.066	9.738
1.00	0.875	3.089	10.391	20.128
1.25	1.125	4.041	13.593	33.721
1.50	1.375	6.034	20.297	54.018
1.75	1.625	6.038	20.310	74.328
2.00	1.875	4.210	14.161	88.489
2.25	2.125	2.268	7.629	96.118
2.50	2.375	0.825	2.775	98.893
2.75	2.625	0.298	1.002	99.896
3.00	2.875	0.031	0.104	100.000
3.25	3.125	0.000	0.000	100.000
3.50	3.375	0.000	0.000	100.000
3.75	3.625	0.000	0.000	100.000
4.00	3.875	0.000	0.000	100.000
5.00	4.500	0.000	0.000	100.000

Statistical Results			
Mean:	1.4094	phi	(0.3765 mm)
Standard Dev:	0.5513	phi-units	(0.6824 mm)
Skewness:	-0.8264	dimensionless	
Kurtosis:	5.5059	dimensionless	
5th Moment:	-17.8575	dimensionless	
6th Moment:	95.0290	dimensionless	
RARD *	0.3912	dimensionless	
Median	1.3255	phi	(0.399 mm)

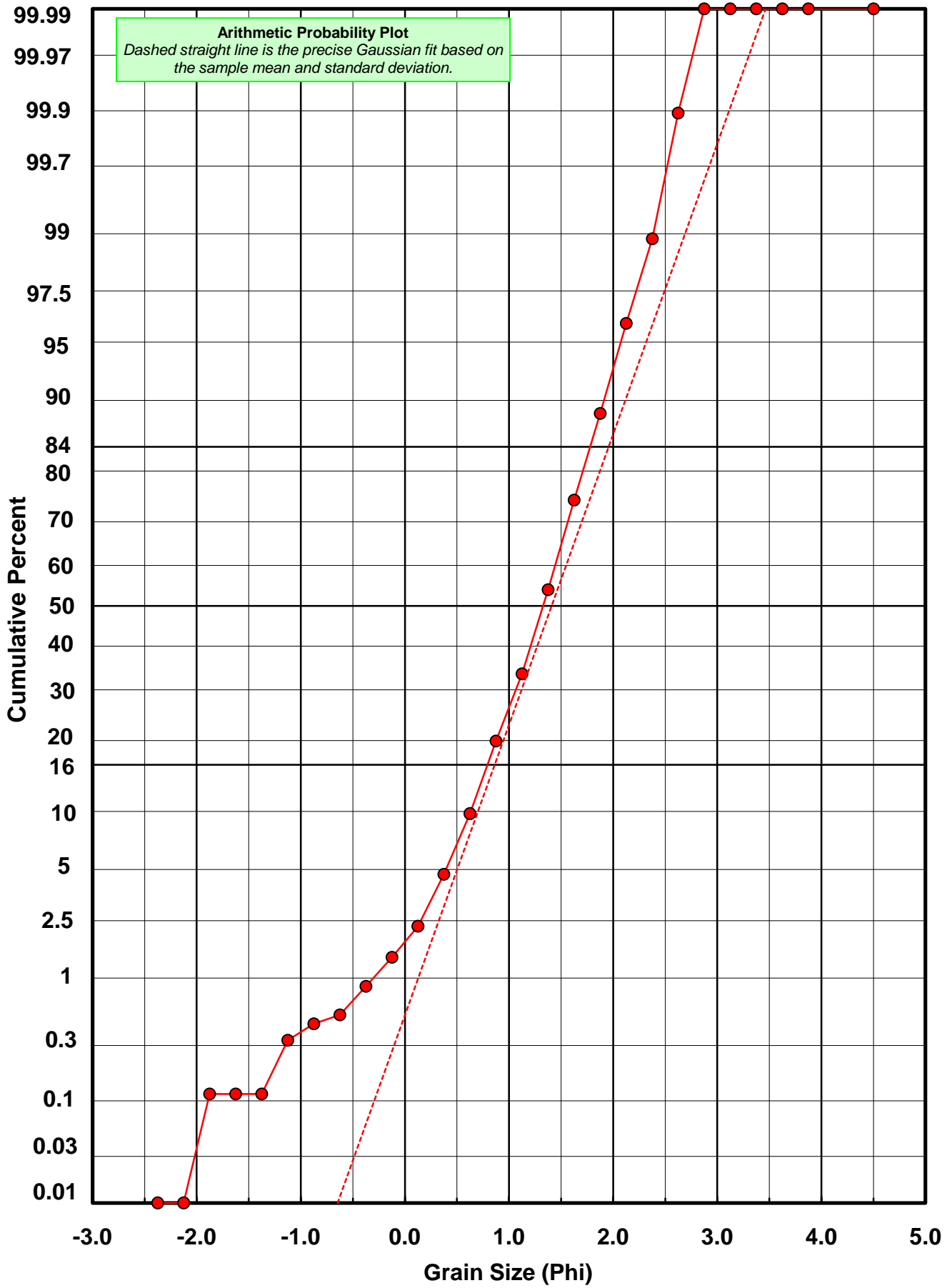
* RARD = reciprocal absolute relative dispersion (see below)

Statistical Explanation	
Calculations based on the Method of Moments	
Skewness: 3rd Stand. Moment; Exact Gaussian = 0.0	
Kurtosis: 4th Stand. Moment; Exact Gaussian = 3.0	
For Further Explanation, See Basille et al. 2002	
Millimeter data calculated by $mm = 2^{(-\phi)}$	

Reciprocal Absolute Relative Dispersion (RARD) Scale	
< 0.5	Excellent homogeneity (e.g., beaches)
0.5 to 1.0	Good homogeneity
1.0 to 1.33	Fair homogeneity
> 1.33	Poor homogeneity (e.g., glacial)



SL-13



Post-Digestion Grain Size Distribution

Onshore Grab Sample

Sample: SL-13

Total Digested Mass: 28.128 grams

% Silica: 48.6 %

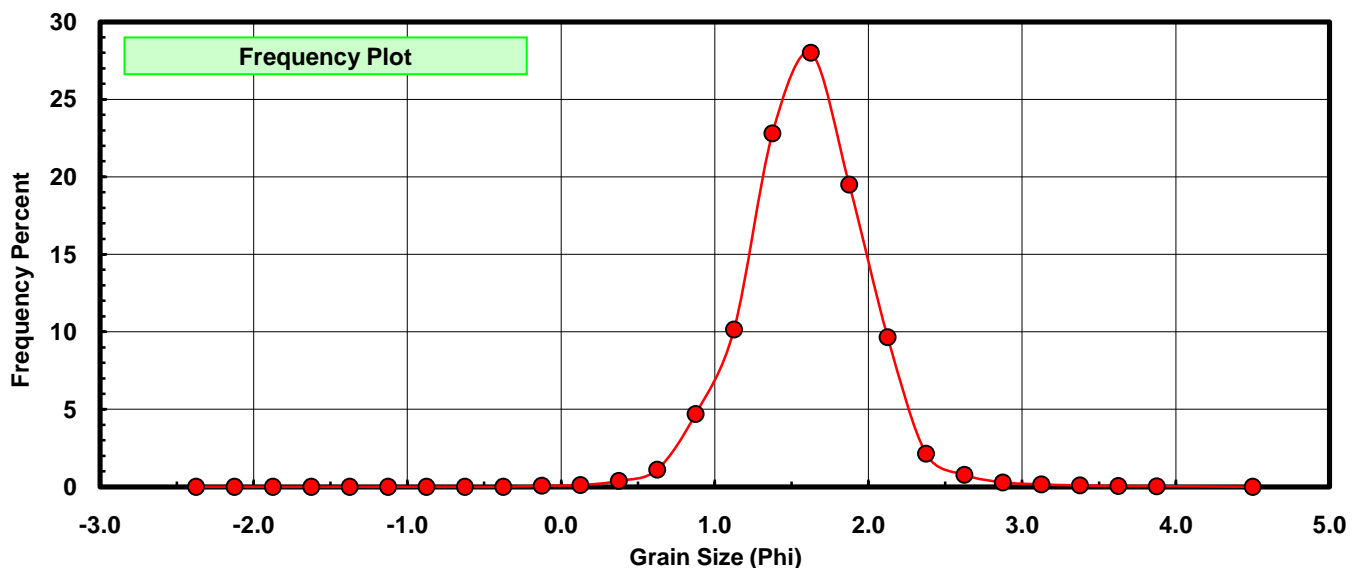
Sieve Size (phi)	Sieve Midpt (phi)	Weight (grams)	Freq Weight %	Cumulative Weight %
-2.25	-2.375	0.000	0.000	0.000
-2.00	-2.125	0.000	0.000	0.000
-1.75	-1.875	0.000	0.000	0.000
-1.50	-1.625	0.000	0.000	0.000
-1.25	-1.375	0.000	0.000	0.000
-1.00	-1.125	0.000	0.000	0.000
-0.75	-0.875	0.000	0.000	0.000
-0.50	-0.625	0.000	0.000	0.000
-0.25	-0.375	0.000	0.000	0.000
0.00	-0.125	0.018	0.064	0.064
0.25	0.125	0.031	0.110	0.174
0.50	0.375	0.106	0.377	0.551
0.75	0.625	0.313	1.113	1.664
1.00	0.875	1.319	4.689	6.353
1.25	1.125	2.854	10.146	16.500
1.50	1.375	6.415	22.806	39.306
1.75	1.625	7.876	28.001	67.307
2.00	1.875	5.486	19.504	86.810
2.25	2.125	2.717	9.659	96.470
2.50	2.375	0.601	2.137	98.606
2.75	2.625	0.217	0.771	99.378
3.00	2.875	0.081	0.288	99.666
3.25	3.125	0.043	0.153	99.819
3.50	3.375	0.025	0.089	99.908
3.75	3.625	0.015	0.053	99.961
4.00	3.875	0.011	0.039	100.000
5.00	4.500	0.000	0.000	100.000

Statistical Results			
Mean:	1.5937	phi	(0.3313 mm)
Standard Dev:	0.4039	phi-units	(0.7558 mm)
Skewness:	0.1459	dimensionless	
Kurtosis:	4.5653	dimensionless	
5th Moment:	5.1030	dimensionless	
6th Moment:	54.1174	dimensionless	
RARD *	0.2534	dimensionless	
Median	1.4705	phi	(0.3609 mm)

* RARD = reciprocal absolute relative dispersion (see below)

Statistical Explanation	
Calculations based on the Method of Moments	
Skewness: 3rd Stand. Moment; Exact Gaussian = 0.0	
Kurtosis: 4th Stand. Moment; Exact Gaussian = 3.0	
For Further Explanation, See Basille et al. 2002	
Millimeter data calculated by $mm = 2^{(-phi)}$	

Reciprocal Absolute Relative Dispersion (RARD) Scale	
< 0.5	Excellent homogeneity (e.g., beaches)
0.5 to 1.0	Good homogeneity
1.0 to 1.33	Fair homogeneity
> 1.33	Poor homogeneity (e.g., glacial)



SL-13

