

Onshore Grab Sample

Sample: MT-25-BB
Sample Taken By: D. Phelps
Sample Collected On: 12/18/08
Splits? N/A

County: Martin
Latitude: 26° 59' 0.5"
Longitude: 80° 05' 5.1"
Datum: WGS 84
Surf. Elev: N/A
Datum: N/A

Fine Data Summary

Total Sample Weight 54.86 grams
Total Fines in Sample 0.100 grams
Total Percent Fines 0.18 %

Dry Sieving Summary

Total Sample Weight 54.731 grams
Total Digested Weight 12.224 grams
Total Carbonate Weight 42.507 grams
Total Silica % 22.33 %
Total Carbonate % 77.67 %
Carbonate/Silica Ratio 3.477

General Comments:

None

Description

Worked By: M. Ladle

Pre-Digestion Grain Size Distribution

Onshore Grab Sample

Sample: MT-25-BB

Total Sample Mass: 54.731 grams

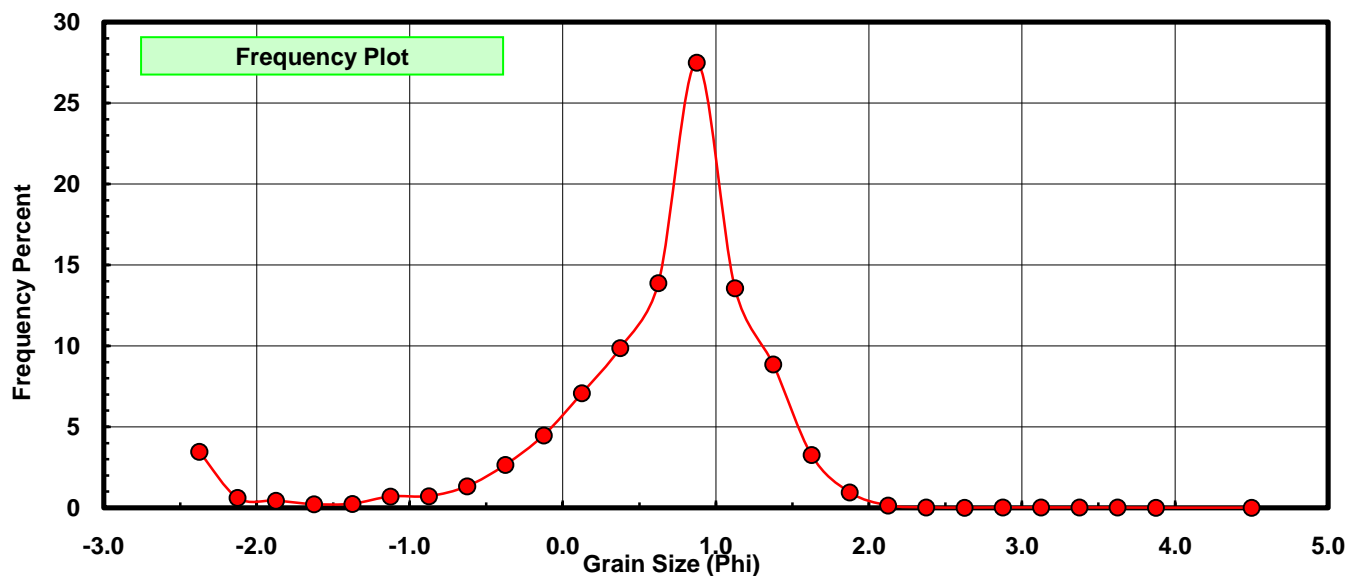
Sieve Size (phi)	Sieve Midpt (phi)	Weight (grams)	Freq Weight %	Cumulative Weight %
-2.25	-2.375	1.897	3.466	3.466
-2.00	-2.125	0.334	0.610	4.076
-1.75	-1.875	0.240	0.439	4.515
-1.50	-1.625	0.121	0.221	4.736
-1.25	-1.375	0.134	0.245	4.981
-1.00	-1.125	0.382	0.698	5.679
-0.75	-0.875	0.392	0.716	6.395
-0.50	-0.625	0.724	1.323	7.718
-0.25	-0.375	1.453	2.655	10.373
0.00	-0.125	2.449	4.475	14.847
0.25	0.125	3.869	7.069	21.916
0.50	0.375	5.398	9.863	31.779
0.75	0.625	7.595	13.877	45.656
1.00	0.875	15.050	27.498	73.154
1.25	1.125	7.417	13.552	86.706
1.50	1.375	4.847	8.856	95.562
1.75	1.625	1.782	3.256	98.818
2.00	1.875	0.521	0.952	99.770
2.25	2.125	0.079	0.144	99.914
2.50	2.375	0.012	0.022	99.936
2.75	2.625	0.004	0.007	99.943
3.00	2.875	0.008	0.015	99.958
3.25	3.125	0.008	0.015	99.973
3.50	3.375	0.007	0.013	99.985
3.75	3.625	0.006	0.011	99.996
4.00	3.875	0.001	0.002	99.998
5.00	4.50	0.001	0.002	100.000

Statistical Results			
Mean:	0.5754	phi	(0.6711 mm)
Standard Dev:	0.8410	phi-units	(0.5583 mm)
Skewness:	-1.8635	dimensionless	
Kurtosis:	7.1529	dimensionless	
5th Moment:	-22.2037	dimensionless	
6th Moment:	78.6424	dimensionless	
RARD *	1.4616	dimensionless	
Median	0.6645	phi	(0.6309 mm)

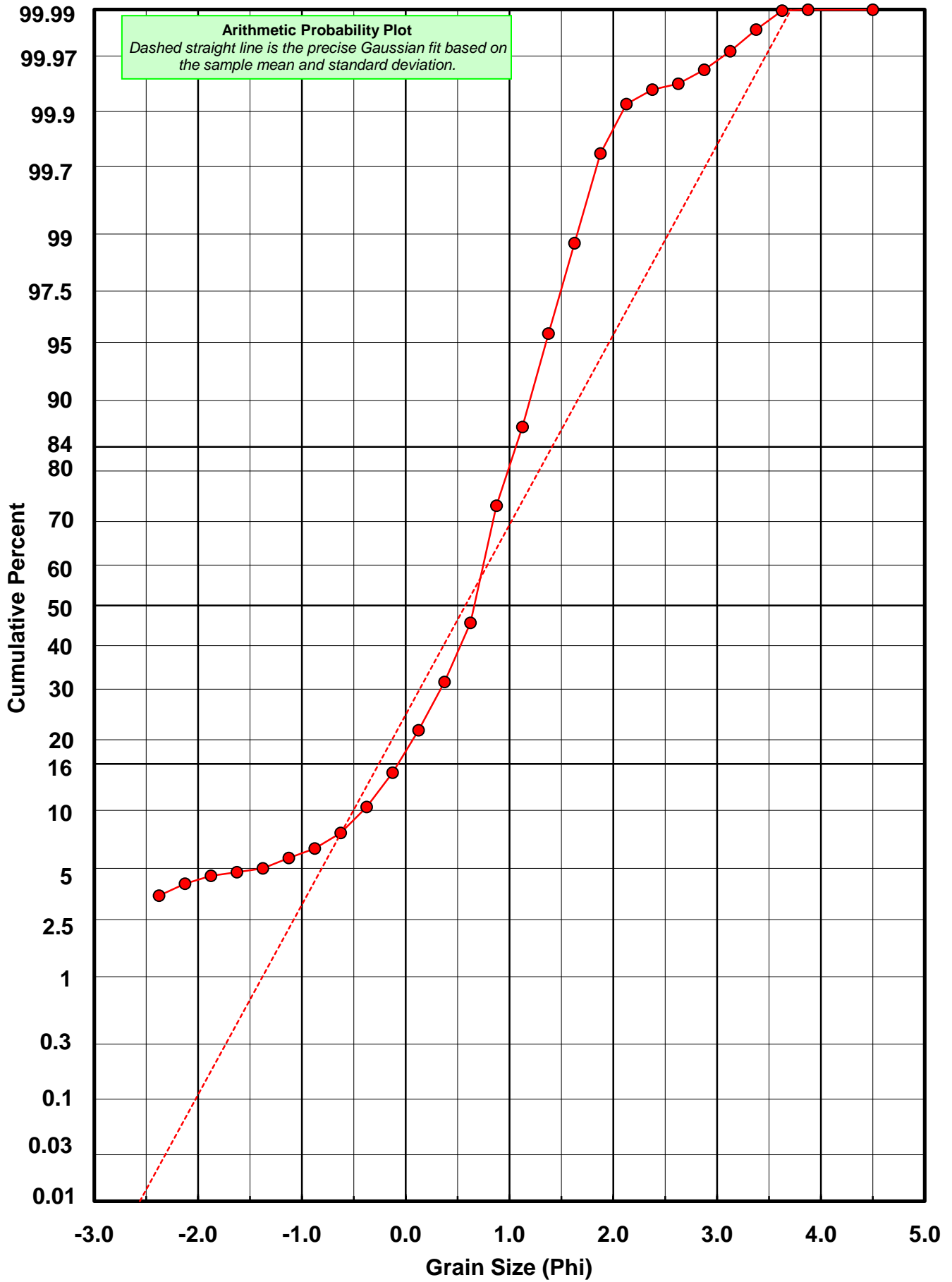
* RARD = reciprocal absolute relative dispersion (see below)

Statistical Explanation	
Calculations based on the Method of Moments	
Skewness: 3rd Stand. Moment; Exact Gaussian = 0.0	
Kurtosis: 4th Stand. Moment; Exact Gaussian = 3.0	
For Further Explanation, See Basille et al. 2002	
Millimeter data calculated by $mm = 2^{(-\phi)}$	

Reciprocal Absolute Relative Dispersion (RARD) Scale	
< 0.5	Excellent homogeneity (e.g., beaches)
0.5 to 1.0	Good homogeneity
1.0 to 1.33	Fair homogeneity
> 1.33	Poor homogeneity (e.g., glacial)



MT-25-BB



Carbonate Grain Size Distribution

Onshore Grab Sample

Sample: MT-25-BB

Total Carbonate Mass: 42.768 grams

% Carbonate: 77.7 %

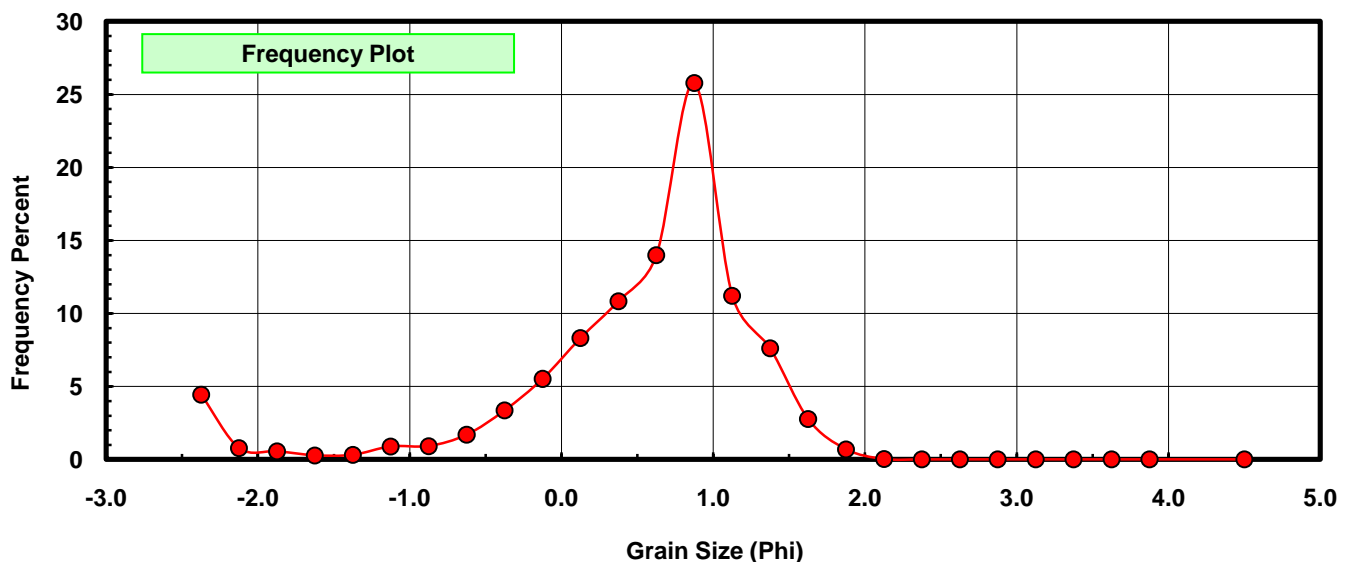
Sieve Size (phi)	Sieve Midpt (phi)	Weight (grams)	Freq Weight %	Cumulative Weight %
-2.25	-2.375	1.897	4.436	4.436
-2.00	-2.125	0.334	0.781	5.217
-1.75	-1.875	0.240	0.561	5.778
-1.50	-1.625	0.121	0.283	6.061
-1.25	-1.375	0.134	0.313	6.374
-1.00	-1.125	0.382	0.893	7.267
-0.75	-0.875	0.392	0.917	8.184
-0.50	-0.625	0.724	1.693	9.877
-0.25	-0.375	1.438	3.362	13.239
0.00	-0.125	2.361	5.520	18.759
0.25	0.125	3.556	8.315	27.074
0.50	0.375	4.638	10.845	37.919
0.75	0.625	5.982	13.987	51.906
1.00	0.875	11.024	25.776	77.682
1.25	1.125	4.796	11.214	88.896
1.50	1.375	3.255	7.611	96.507
1.75	1.625	1.184	2.768	99.275
2.00	1.875	0.298	0.697	99.972
2.25	2.125	0.012	0.028	100.000
2.50	2.375	0.000	0.000	100.000
2.75	2.625	0.000	0.000	100.000
3.00	2.875	0.000	0.000	100.000
3.25	3.125	0.000	0.000	100.000
3.50	3.375	0.000	0.000	100.000
3.75	3.625	0.000	0.000	100.000
4.00	3.875	0.000	0.000	100.000
5.00	4.500	0.000	0.000	100.000

Statistical Results			
Mean:	0.4640	phi	(0.725 mm)
Standard Dev:	0.8977	phi-units	(0.5367 mm)
Skewness:	-1.7111	dimensionless	
Kurtosis:	5.9681	dimensionless	
5th Moment:	-16.9768	dimensionless	
6th Moment:	53.3438	dimensionless	
RARD *	1.9350	dimensionless	
Median	0.5909	phi	(0.6639 mm)

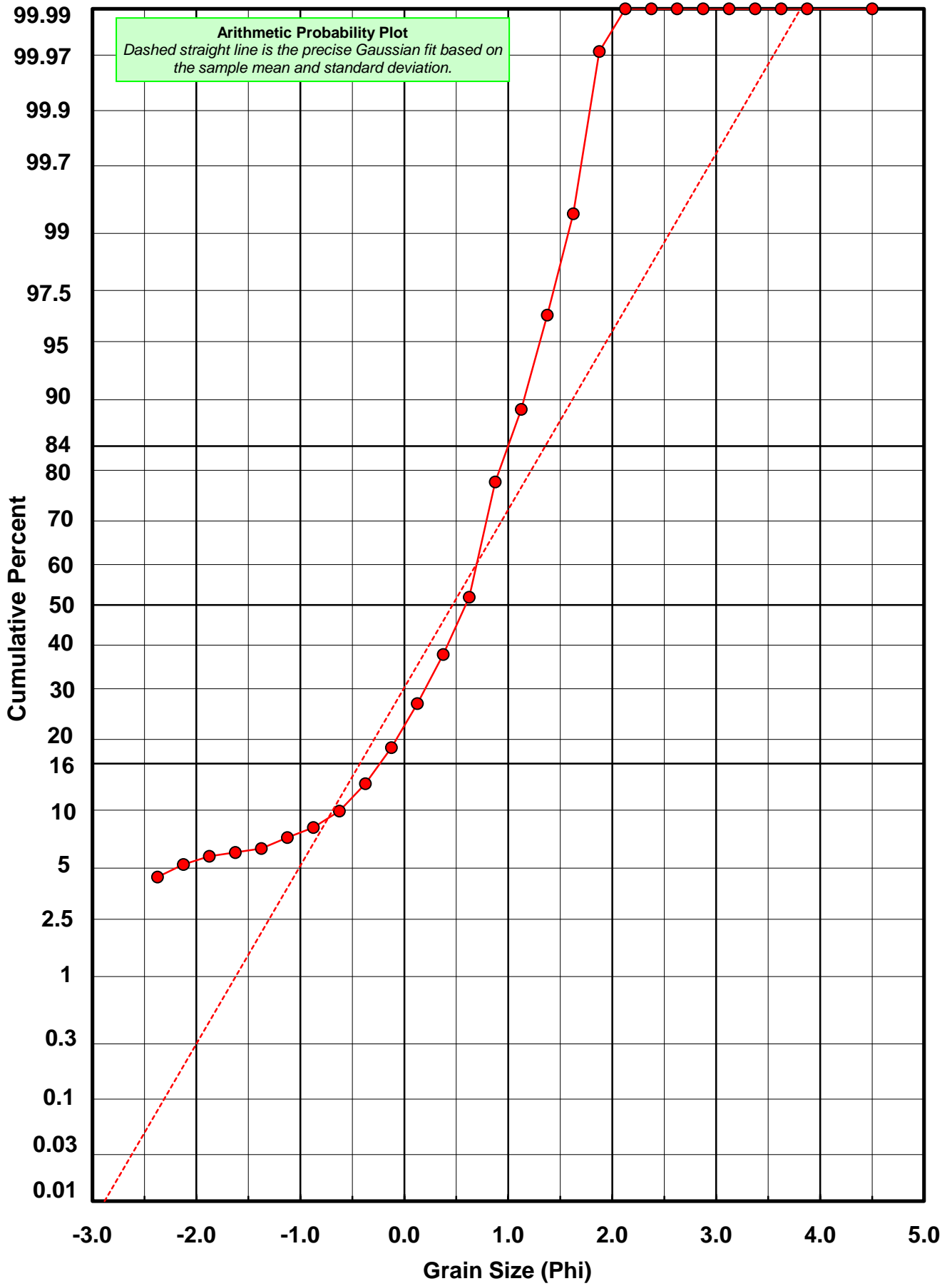
* RARD = reciprocal absolute relative dispersion (see below)

Statistical Explanation	
Calculations based on the Method of Moments	
Skewness: 3rd Stand. Moment; Exact Gaussian = 0.0	
Kurtosis: 4th Stand. Moment; Exact Gaussian = 3.0	
For Further Explanation, See Basille et al. 2002	
Millimeter data calculated by $mm = 2^{(-\phi)}$	

Reciprocal Absolute Relative Dispersion (RARD) Scale	
< 0.5	Excellent homogeneity (e.g., beaches)
0.5 to 1.0	Good homogeneity
1.0 to 1.33	Fair homogeneity
> 1.33	Poor homogeneity (e.g., glacial)



MT-25-BB



Post-Digestion Grain Size Distribution

Onshore Grab Sample

Sample: MT-25-BB

Total Digested Mass: 12.224 grams

% Silica: 22.3 %

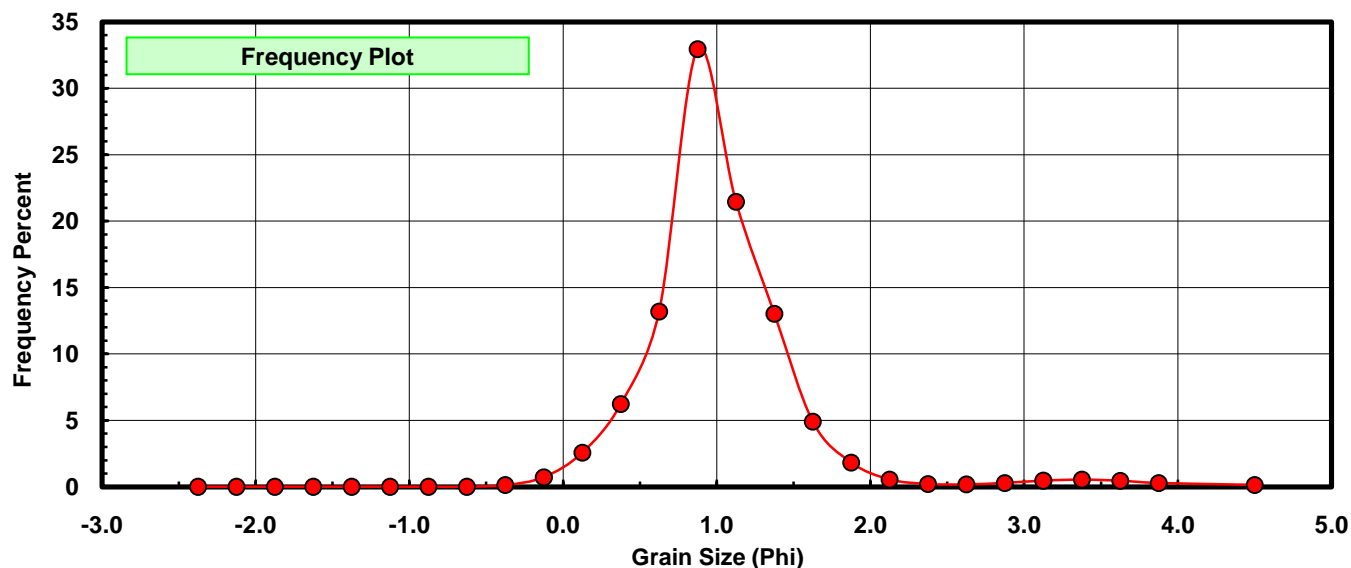
Sieve Size (phi)	Sieve Midpt (phi)	Weight (grams)	Freq Weight %	Cumulative Weight %
-2.25	-2.375	0.000	0.000	0.000
-2.00	-2.125	0.000	0.000	0.000
-1.75	-1.875	0.000	0.000	0.000
-1.50	-1.625	0.000	0.000	0.000
-1.25	-1.375	0.000	0.000	0.000
-1.00	-1.125	0.000	0.000	0.000
-0.75	-0.875	0.000	0.000	0.000
-0.50	-0.625	0.000	0.000	0.000
-0.25	-0.375	0.015	0.123	0.123
0.00	-0.125	0.088	0.720	0.843
0.25	0.125	0.313	2.561	3.403
0.50	0.375	0.760	6.217	9.620
0.75	0.625	1.613	13.195	22.816
1.00	0.875	4.026	32.935	55.751
1.25	1.125	2.621	21.441	77.192
1.50	1.375	1.592	13.024	90.216
1.75	1.625	0.598	4.892	95.108
2.00	1.875	0.223	1.824	96.932
2.25	2.125	0.067	0.548	97.480
2.50	2.375	0.025	0.205	97.685
2.75	2.625	0.021	0.172	97.857
3.00	2.875	0.035	0.286	98.143
3.25	3.125	0.056	0.458	98.601
3.50	3.375	0.065	0.532	99.133
3.75	3.625	0.055	0.450	99.583
4.00	3.875	0.034	0.278	99.861
5.00	4.500	0.017	0.139	100.000

Statistical Results			
Mean:	1.0247	phi	(0.4915 mm)
Standard Dev:	0.5525	phi-units	(0.6818 mm)
Skewness:	2.0601	dimensionless	
Kurtosis:	11.3360	dimensionless	
5th Moment:	50.7341	dimensionless	
6th Moment:	262.0272	dimensionless	
RARD *	0.5392	dimensionless	
Median	0.8313	phi	(0.562 mm)

* RARD = reciprocal absolute relative dispersion (see below)

Statistical Explanation	
Calculations based on the Method of Moments	
Skewness: 3rd Stand. Moment; Exact Gaussian = 0.0	
Kurtosis: 4th Stand. Moment; Exact Gaussian = 3.0	
For Further Explanation, See Basille et al. 2002	
Millimeter data calculated by $mm = 2^{(-phi)}$	

Reciprocal Absolute Relative Dispersion (RARD) Scale	
< 0.5	Excellent homogeneity (e.g., beaches)
0.5 to 1.0	Good homogeneity
1.0 to 1.33	Fair homogeneity
> 1.33	Poor homogeneity (e.g., glacial)



MT-25-BB

