

Onshore Grab Sample

Sample: MT-24-BB
Sample Taken By: D. Phelps
Sample Collected On: 12/18/08
Splits? N/A

County: Martin
Latitude: 26° 59' 42.7"
Longitude: 80° 05' 17.2"
Datum: WGS 84
Surf. Elev: N/A
Datum: N/A

Fine Data Summary

Total Sample Weight	54.31 grams
Total Fines in Sample	0.100 grams
Total Percent Fines	0.18 %

Dry Sieving Summary

Total Sample Weight	54.180 grams
Total Digested Weight	13.806 grams
Total Carbonate Weight	40.374 grams
Total Silica %	25.48 %
Total Carbonate %	74.52 %
Carbonate/Silica Ratio	2.924

General Comments:

None

Description

Worked By: M. Ladle

Pre-Digestion Grain Size Distribution

Onshore Grab Sample

Sample: MT-24-BB

Total Sample Mass: 54.180 grams

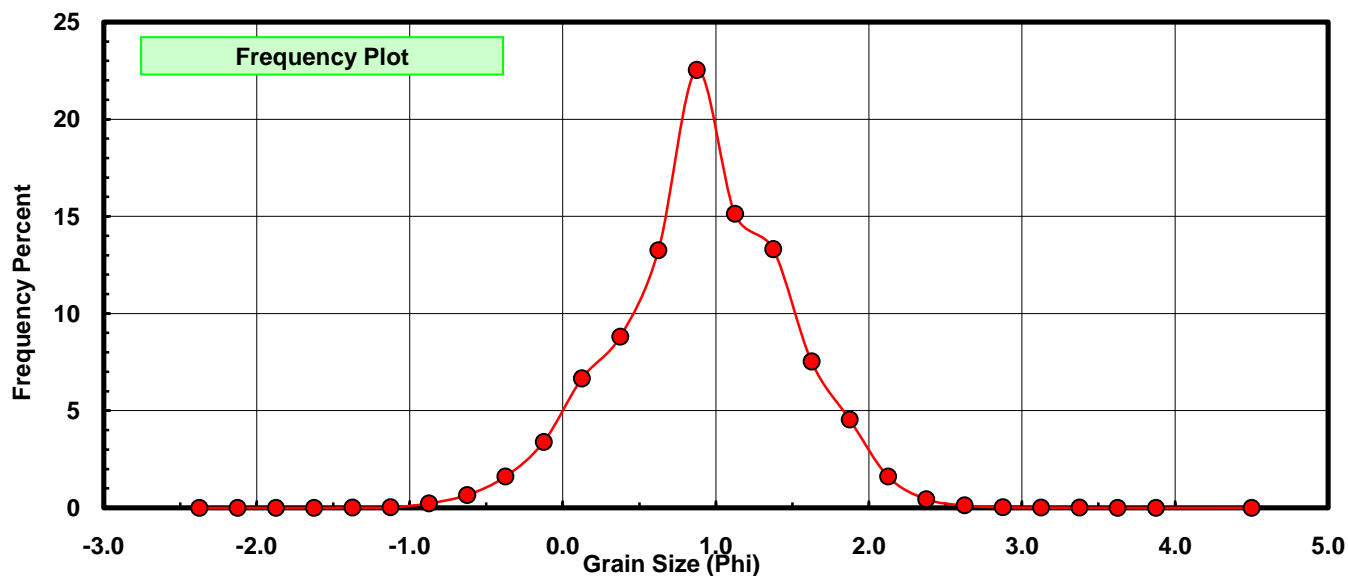
Sieve Size (phi)	Sieve Midpt (phi)	Weight (grams)	Freq Weight %	Cumulative Weight %
-2.25	-2.375	0.000	0.000	0.000
-2.00	-2.125	0.000	0.000	0.000
-1.75	-1.875	0.000	0.000	0.000
-1.50	-1.625	0.000	0.000	0.000
-1.25	-1.375	0.009	0.017	0.017
-1.00	-1.125	0.014	0.026	0.042
-0.75	-0.875	0.126	0.233	0.275
-0.50	-0.625	0.360	0.664	0.939
-0.25	-0.375	0.872	1.609	2.549
0.00	-0.125	1.838	3.392	5.941
0.25	0.125	3.609	6.661	12.602
0.50	0.375	4.774	8.811	21.414
0.75	0.625	7.186	13.263	34.677
1.00	0.875	12.211	22.538	57.215
1.25	1.125	8.198	15.131	72.346
1.50	1.375	7.214	13.315	85.661
1.75	1.625	4.082	7.534	93.195
2.00	1.875	2.462	4.544	97.739
2.25	2.125	0.877	1.619	99.358
2.50	2.375	0.243	0.449	99.806
2.75	2.625	0.068	0.126	99.932
3.00	2.875	0.017	0.031	99.963
3.25	3.125	0.009	0.017	99.980
3.50	3.375	0.006	0.011	99.991
3.75	3.625	0.002	0.004	99.994
4.00	3.875	0.001	0.002	99.996
5.00	4.50	0.002	0.004	100.000

Statistical Results			
Mean:	0.9159	phi	(0.53 mm)
Standard Dev:	0.5733	phi-units	(0.6721 mm)
Skewness:	-0.1417	dimensionless	
Kurtosis:	3.2151	dimensionless	
5th Moment:	-0.6950	dimensionless	
6th Moment:	19.5835	dimensionless	
RARD *	0.6260	dimensionless	
Median	0.7950	phi	(0.5764 mm)

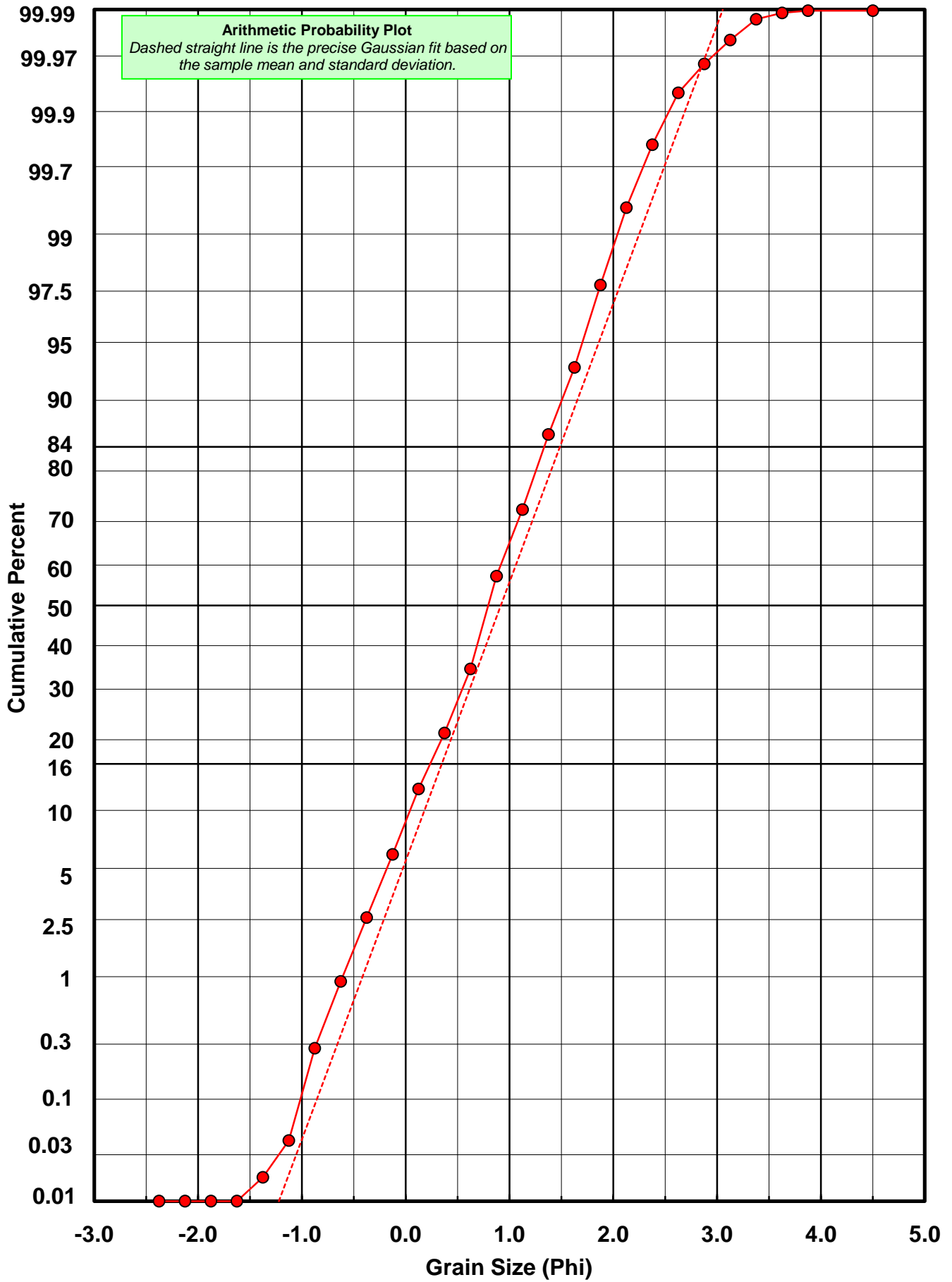
* RARD = reciprocal absolute relative dispersion (see below)

Statistical Explanation
Calculations based on the Method of Moments
Skewness: 3rd Stand. Moment; Exact Gaussian = 0.0
Kurtosis: 4th Stand. Moment; Exact Gaussian = 3.0
For Further Explanation, See Basille et al. 2002
Millimeter data calculated by $mm = 2^{(-\phi)}$

Reciprocal Absolute Relative Dispersion (RARD) Scale	
< 0.5	Excellent homogeneity (e.g., beaches)
0.5 to 1.0	Good homogeneity
1.0 to 1.33	Fair homogeneity
> 1.33	Poor homogeneity (e.g., glacial)



MT-24-BB



Carbonate Grain Size Distribution

Onshore Grab Sample

Sample: MT-24-BB

Total Carbonate Mass: 40.600 grams

% Carbonate: 74.5 %

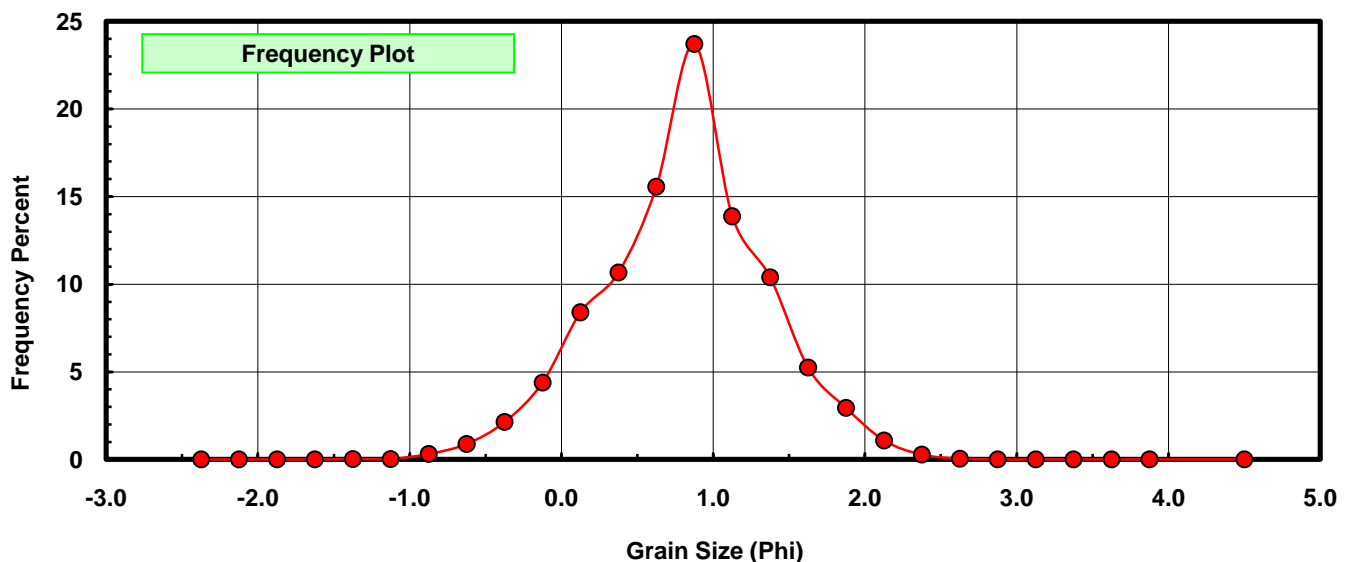
Sieve Size (phi)	Sieve Midpt (phi)	Weight (grams)	Freq Weight %	Cumulative Weight %
-2.25	-2.375	0.000	0.000	0.000
-2.00	-2.125	0.000	0.000	0.000
-1.75	-1.875	0.000	0.000	0.000
-1.50	-1.625	0.000	0.000	0.000
-1.25	-1.375	0.009	0.022	0.022
-1.00	-1.125	0.014	0.034	0.057
-0.75	-0.875	0.126	0.310	0.367
-0.50	-0.625	0.360	0.887	1.254
-0.25	-0.375	0.868	2.138	3.392
0.00	-0.125	1.783	4.392	7.783
0.25	0.125	3.410	8.399	16.182
0.50	0.375	4.330	10.665	26.847
0.75	0.625	6.322	15.571	42.419
1.00	0.875	9.625	23.707	66.126
1.25	1.125	5.634	13.877	80.002
1.50	1.375	4.224	10.404	90.406
1.75	1.625	2.128	5.241	95.648
2.00	1.875	1.194	2.941	98.589
2.25	2.125	0.441	1.086	99.675
2.50	2.375	0.112	0.276	99.951
2.75	2.625	0.020	0.049	100.000
3.00	2.875	0.000	0.000	100.000
3.25	3.125	0.000	0.000	100.000
3.50	3.375	0.000	0.000	100.000
3.75	3.625	0.000	0.000	100.000
4.00	3.875	0.000	0.000	100.000
5.00	4.500	0.000	0.000	100.000

Statistical Results			
Mean:	0.8032	phi	(0.5731 mm)
Standard Dev:	0.5601	phi-units	(0.6782 mm)
Skewness:	-0.1317	dimensionless	
Kurtosis:	3.0966	dimensionless	
5th Moment:	-1.0824	dimensionless	
6th Moment:	15.3407	dimensionless	
RARD *	0.6974	dimensionless	
Median	0.7049	phi	(0.6135 mm)

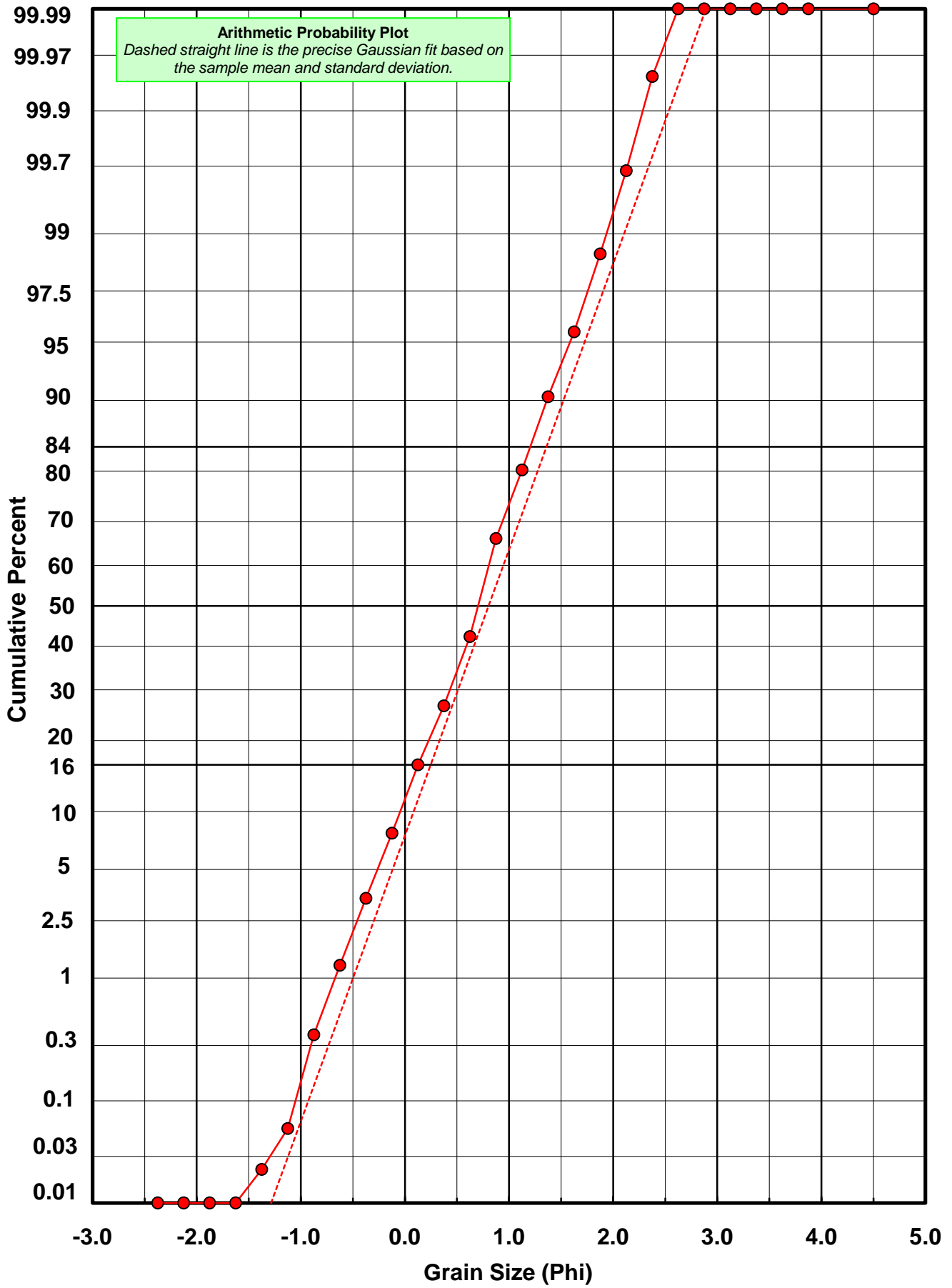
* RARD = reciprocal absolute relative dispersion (see below)

Statistical Explanation	
Calculations based on the Method of Moments	
Skewness: 3rd Stand. Moment; Exact Gaussian = 0.0	
Kurtosis: 4th Stand. Moment; Exact Gaussian = 3.0	
For Further Explanation, See Basille et al. 2002	
Millimeter data calculated by $mm = 2^{(-\phi)}$	

Reciprocal Absolute Relative Dispersion (RARD) Scale	
< 0.5	Excellent homogeneity (e.g., beaches)
0.5 to 1.0	Good homogeneity
1.0 to 1.33	Fair homogeneity
> 1.33	Poor homogeneity (e.g., glacial)



MT-24-BB



Post-Digestion Grain Size Distribution

Onshore Grab Sample

Sample: MT-24-BB

Total Digested Mass: 13.806 grams

% Silica: 25.5 %

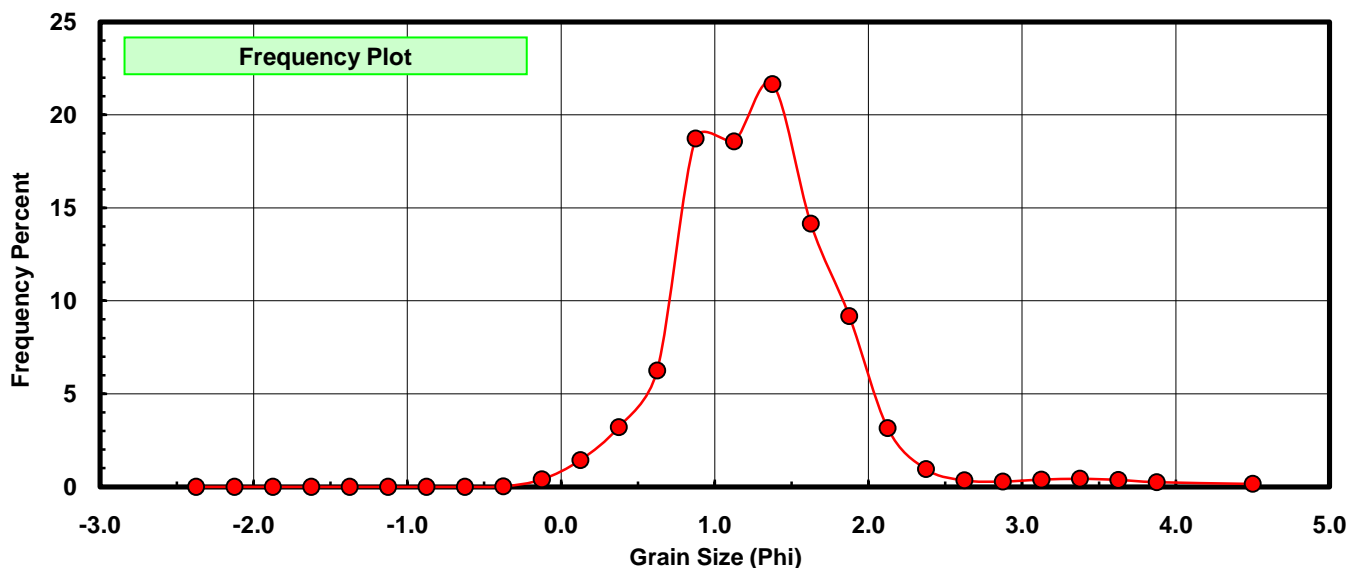
Sieve Size (phi)	Sieve Midpt (phi)	Weight (grams)	Freq Weight %	Cumulative Weight %
-2.25	-2.375	0.000	0.000	0.000
-2.00	-2.125	0.000	0.000	0.000
-1.75	-1.875	0.000	0.000	0.000
-1.50	-1.625	0.000	0.000	0.000
-1.25	-1.375	0.000	0.000	0.000
-1.00	-1.125	0.000	0.000	0.000
-0.75	-0.875	0.000	0.000	0.000
-0.50	-0.625	0.000	0.000	0.000
-0.25	-0.375	0.004	0.029	0.029
0.00	-0.125	0.055	0.398	0.427
0.25	0.125	0.199	1.441	1.869
0.50	0.375	0.444	3.216	5.085
0.75	0.625	0.864	6.258	11.343
1.00	0.875	2.586	18.731	30.074
1.25	1.125	2.564	18.572	48.646
1.50	1.375	2.990	21.657	70.303
1.75	1.625	1.954	14.153	84.456
2.00	1.875	1.268	9.184	93.640
2.25	2.125	0.436	3.158	96.798
2.50	2.375	0.131	0.949	97.747
2.75	2.625	0.048	0.348	98.095
3.00	2.875	0.040	0.290	98.385
3.25	3.125	0.054	0.391	98.776
3.50	3.375	0.060	0.435	99.210
3.75	3.625	0.052	0.377	99.587
4.00	3.875	0.035	0.254	99.841
5.00	4.500	0.022	0.159	100.000

Statistical Results			
Mean:	1.2898	phi	(0.409 mm)
Standard Dev:	0.5704	phi-units	(0.6734 mm)
Skewness:	1.1019	dimensionless	
Kurtosis:	6.8918	dimensionless	
5th Moment:	23.9270	dimensionless	
6th Moment:	119.3958	dimensionless	
RARD *	0.4422	dimensionless	
Median	1.1406	phi	(0.4536 mm)

* RARD = reciprocal absolute relative dispersion (see below)

Statistical Explanation	
Calculations based on the Method of Moments	
Skewness: 3rd Stand. Moment; Exact Gaussian = 0.0	
Kurtosis: 4th Stand. Moment; Exact Gaussian = 3.0	
For Further Explanation, See Basille et al. 2002	
Millimeter data calculated by $mm = 2^{(-phi)}$	

Reciprocal Absolute Relative Dispersion (RARD) Scale	
< 0.5	Excellent homogeneity (e.g., beaches)
0.5 to 1.0	Good homogeneity
1.0 to 1.33	Fair homogeneity
> 1.33	Poor homogeneity (e.g., glacial)



MT-24-BB

