

Onshore Grab Sample

Sample: MT-06
Sample Taken By: D. Phelps
Sample Collected On: 12/17/08
Splits? N/A

County: Martin
Latitude: 27° 12' 18.3"
Longitude: 80° 10' 6.3"
Datum: WGS 84
Surf. Elev: N/A
Datum: N/A

Fine Data Summary

Total Sample Weight	58.126 grams
Total Fines in Sample	0.181 grams
Total Percent Fines	0.31 %

Dry Sieving Summary

Total Sample Weight	57.920 grams
Total Digested Weight	14.542 grams
Total Carbonate Weight	43.378 grams
Total Silica %	25.11 %
Total Carbonate %	74.89 %
Carbonate/Silica Ratio	2.983

General Comments:

None

Description

Worked By: M. Ladle

Pre-Digestion Grain Size Distribution

Onshore Grab Sample

Sample: MT-06

Total Sample Mass: 57.920 grams

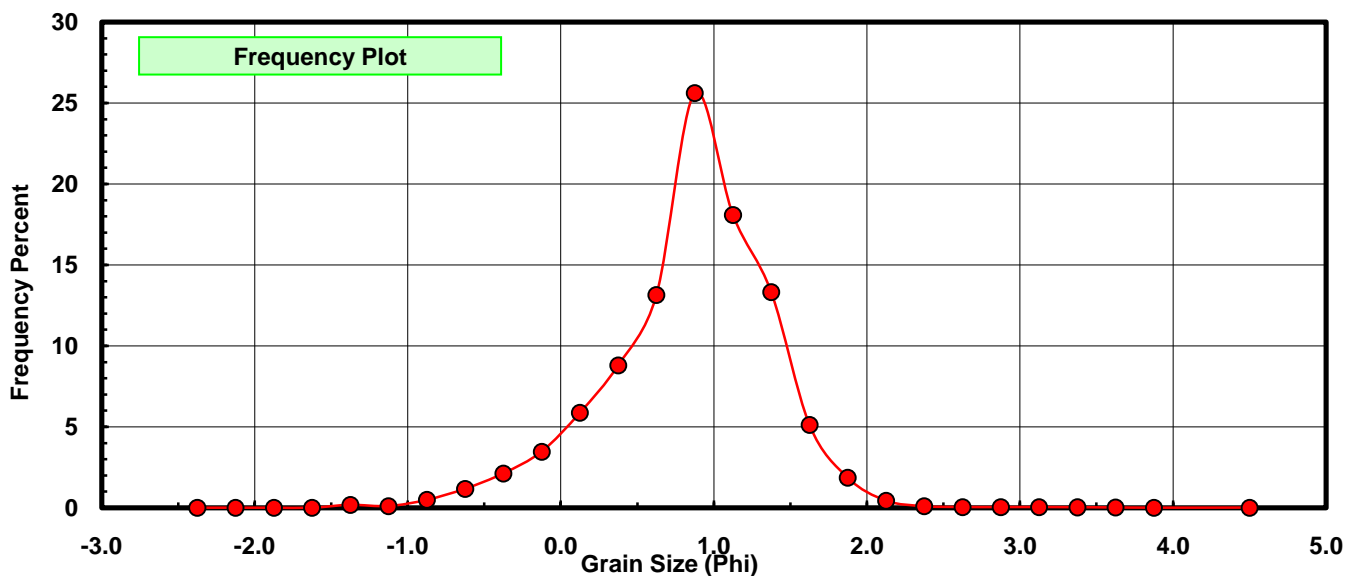
Sieve Size (phi)	Sieve Midpt (phi)	Weight (grams)	Freq Weight %	Cumulative Weight %
-2.25	-2.375	0.000	0.000	0.000
-2.00	-2.125	0.000	0.000	0.000
-1.75	-1.875	0.000	0.000	0.000
-1.50	-1.625	0.000	0.000	0.000
-1.25	-1.375	0.102	0.176	0.176
-1.00	-1.125	0.059	0.102	0.278
-0.75	-0.875	0.282	0.487	0.765
-0.50	-0.625	0.679	1.172	1.937
-0.25	-0.375	1.229	2.122	4.059
0.00	-0.125	2.008	3.467	7.526
0.25	0.125	3.397	5.865	13.391
0.50	0.375	5.094	8.795	22.186
0.75	0.625	7.607	13.134	35.319
1.00	0.875	14.833	25.609	60.929
1.25	1.125	10.474	18.084	79.012
1.50	1.375	7.711	13.313	92.326
1.75	1.625	2.961	5.112	97.438
2.00	1.875	1.073	1.853	99.290
2.25	2.125	0.253	0.437	99.727
2.50	2.375	0.055	0.095	99.822
2.75	2.625	0.025	0.043	99.865
3.00	2.875	0.023	0.040	99.905
3.25	3.125	0.024	0.041	99.946
3.50	3.375	0.017	0.029	99.976
3.75	3.625	0.009	0.016	99.991
4.00	3.875	0.001	0.002	99.993
5.00	4.50	0.004	0.007	100.000

Statistical Results			
Mean:	0.8404	phi	(0.5585 mm)
Standard Dev:	0.5470	phi-units	(0.6845 mm)
Skewness:	-0.5231	dimensionless	
Kurtosis:	4.2934	dimensionless	
5th Moment:	-3.1816	dimensionless	
6th Moment:	42.2927	dimensionless	
RARD *	0.6508	dimensionless	
Median	0.7683	phi	(0.5871 mm)

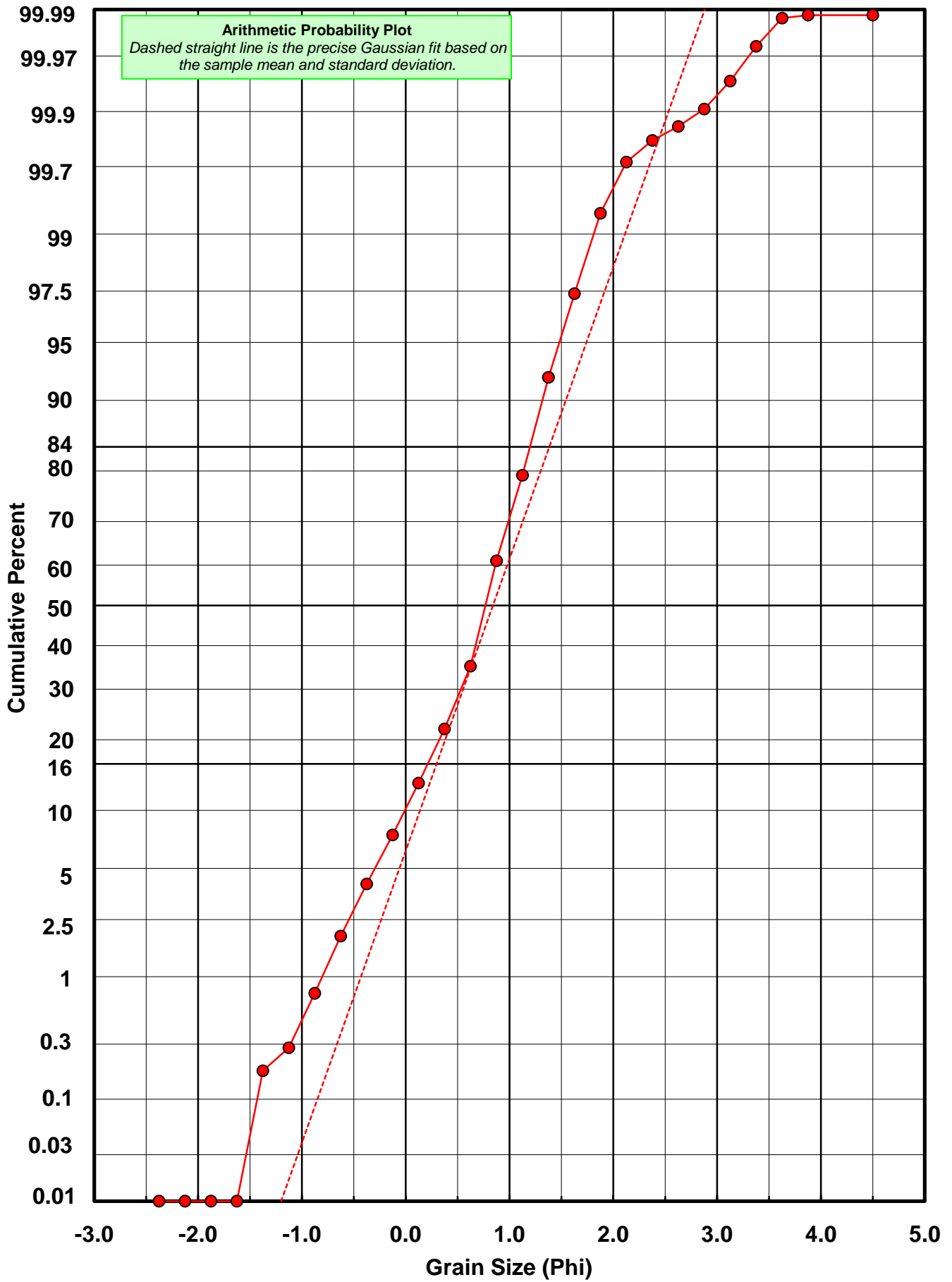
* RARD = reciprocal absolute relative dispersion (see below)

Statistical Explanation
Calculations based on the Method of Moments
Skewness: 3rd Stand. Moment; Exact Gaussian = 0.0
Kurtosis: 4th Stand. Moment; Exact Gaussian = 3.0
For Further Explanation, See Basille et al. 2002
Millimeter data calculated by $mm = 2^{(-\phi)}$

Reciprocal Absolute Relative Dispersion (RARD) Scale	
< 0.5	Excellent homogeneity (e.g., beaches)
0.5 to 1.0	Good homogeneity
1.0 to 1.33	Fair homogeneity
> 1.33	Poor homogeneity (e.g., glacial)



MT-06



Carbonate Grain Size Distribution

Onshore Grab Sample

Sample: MT-06

Total Carbonate Mass: 43.478 grams

% Carbonate: 74.9 %

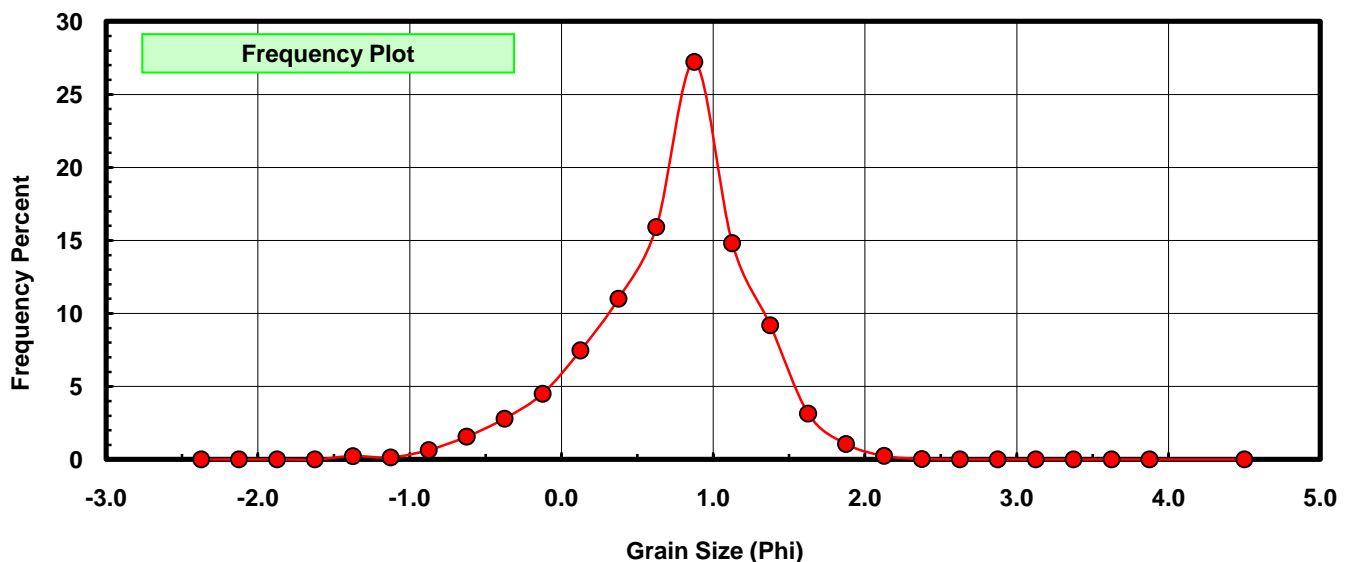
Sieve Size (phi)	Sieve Midpt (phi)	Weight (grams)	Freq Weight %	Cumulative Weight %
-2.25	-2.375	0.000	0.000	0.000
-2.00	-2.125	0.000	0.000	0.000
-1.75	-1.875	0.000	0.000	0.000
-1.50	-1.625	0.000	0.000	0.000
-1.25	-1.375	0.102	0.235	0.235
-1.00	-1.125	0.059	0.136	0.370
-0.75	-0.875	0.282	0.649	1.019
-0.50	-0.625	0.679	1.562	2.581
-0.25	-0.375	1.218	2.801	5.382
0.00	-0.125	1.956	4.499	9.881
0.25	0.125	3.248	7.470	17.351
0.50	0.375	4.786	11.008	28.359
0.75	0.625	6.922	15.921	44.280
1.00	0.875	11.833	27.216	71.496
1.25	1.125	6.440	14.812	86.308
1.50	1.375	4.000	9.200	95.508
1.75	1.625	1.371	3.153	98.661
2.00	1.875	0.460	1.058	99.719
2.25	2.125	0.107	0.246	99.965
2.50	2.375	0.015	0.035	100.000
2.75	2.625	0.000	0.000	100.000
3.00	2.875	0.000	0.000	100.000
3.25	3.125	0.000	0.000	100.000
3.50	3.375	0.000	0.000	100.000
3.75	3.625	0.000	0.000	100.000
4.00	3.875	0.000	0.000	100.000
5.00	4.500	0.000	0.000	100.000

Statistical Results			
Mean:	0.7222	phi	(0.6062 mm)
Standard Dev:	0.5376	phi-units	(0.6889 mm)
Skewness:	-0.6311	dimensionless	
Kurtosis:	3.7022	dimensionless	
5th Moment:	-5.9453	dimensionless	
6th Moment:	25.3897	dimensionless	
RARD *	0.7444	dimensionless	
Median	0.6775	phi	(0.6252 mm)

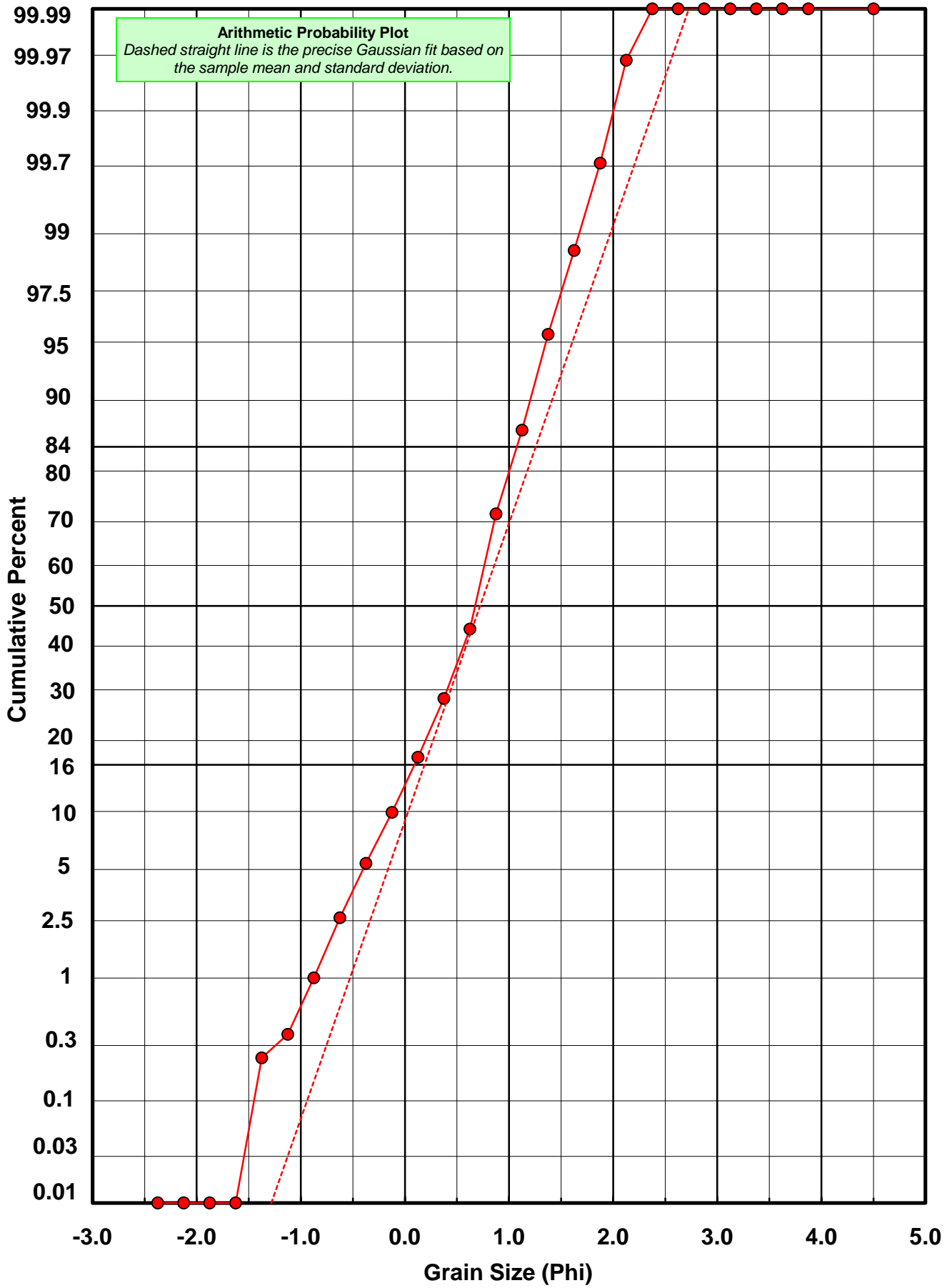
* RARD = reciprocal absolute relative dispersion (see below)

Statistical Explanation	
Calculations based on the Method of Moments	
Skewness: 3rd Stand. Moment; Exact Gaussian = 0.0	
Kurtosis: 4th Stand. Moment; Exact Gaussian = 3.0	
For Further Explanation, See Basille et al. 2002	
Millimeter data calculated by $mm = 2^{(-\phi)}$	

Reciprocal Absolute Relative Dispersion (RARD) Scale	
< 0.5	Excellent homogeneity (e.g., beaches)
0.5 to 1.0	Good homogeneity
1.0 to 1.33	Fair homogeneity
> 1.33	Poor homogeneity (e.g., glacial)



MT-06



Post-Digestion Grain Size Distribution

Onshore Grab Sample

Sample: MT-06

Total Digested Mass: 14.542 grams

% Silica: 25.1 %

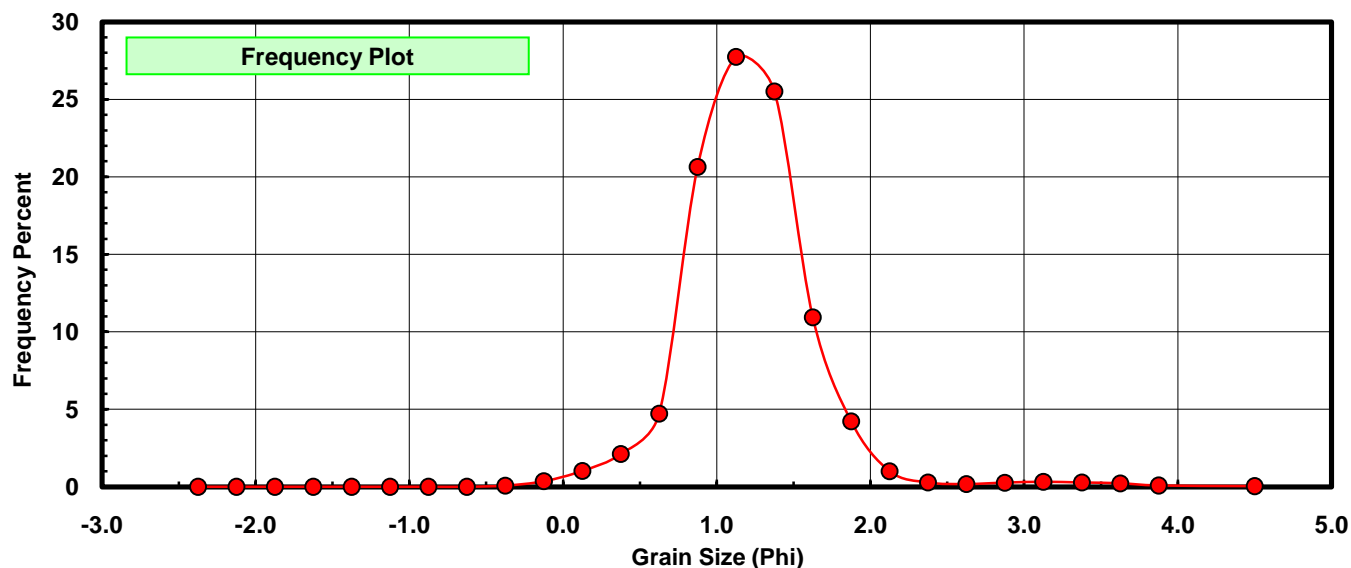
Sieve Size (phi)	Sieve Midpt (phi)	Weight (grams)	Freq Weight %	Cumulative Weight %
-2.25	-2.375	0.000	0.000	0.000
-2.00	-2.125	0.000	0.000	0.000
-1.75	-1.875	0.000	0.000	0.000
-1.50	-1.625	0.000	0.000	0.000
-1.25	-1.375	0.000	0.000	0.000
-1.00	-1.125	0.000	0.000	0.000
-0.75	-0.875	0.000	0.000	0.000
-0.50	-0.625	0.000	0.000	0.000
-0.25	-0.375	0.011	0.076	0.076
0.00	-0.125	0.052	0.358	0.433
0.25	0.125	0.149	1.025	1.458
0.50	0.375	0.308	2.118	3.576
0.75	0.625	0.685	4.710	8.286
1.00	0.875	3.000	20.630	28.916
1.25	1.125	4.034	27.740	56.657
1.50	1.375	3.711	25.519	82.176
1.75	1.625	1.590	10.934	93.110
2.00	1.875	0.613	4.215	97.325
2.25	2.125	0.146	1.004	98.329
2.50	2.375	0.040	0.275	98.604
2.75	2.625	0.026	0.179	98.783
3.00	2.875	0.039	0.268	99.051
3.25	3.125	0.047	0.323	99.374
3.50	3.375	0.040	0.275	99.649
3.75	3.625	0.033	0.227	99.876
4.00	3.875	0.012	0.083	99.959
5.00	4.500	0.006	0.041	100.000

Statistical Results			
Mean:	1.2111	phi	(0.432 mm)
Standard Dev:	0.4544	phi-units	(0.7298 mm)
Skewness:	1.2457	dimensionless	
Kurtosis:	9.3444	dimensionless	
5th Moment:	37.7763	dimensionless	
6th Moment:	226.2576	dimensionless	
RARD *	0.3752	dimensionless	
Median	1.0650	phi	(0.478 mm)

* RARD = reciprocal absolute relative dispersion (see below)

Statistical Explanation	
Calculations based on the Method of Moments	
Skewness: 3rd Stand. Moment; Exact Gaussian = 0.0	
Kurtosis: 4th Stand. Moment; Exact Gaussian = 3.0	
For Further Explanation, See Basille et al. 2002	
Millimeter data calculated by $mm = 2^{(-\phi)}$	

Reciprocal Absolute Relative Dispersion (RARD) Scale	
< 0.5	Excellent homogeneity (e.g., beaches)
0.5 to 1.0	Good homogeneity
1.0 to 1.33	Fair homogeneity
> 1.33	Poor homogeneity (e.g., glacial)



MT-06

