

Onshore Grab Sample

Sample: BV-77-BB
Sample Taken By: D. Phelps
Sample Collected On: 9/23/08
Splits? N/A

County: Brevard
Latitude: 27° 52' 54.6"
Longitude: 80° 27' 30.7"
Datum: WGS 84
Surf. Elev: N/A
Datum: N/A

Fine Data Summary

Total Sample Weight 37.028 grams
Total Fines in Sample 0.036 grams
Total Percent Fines 0.10 %

Dry Sieving Summary

Total Sample Weight 36.993 grams
Total Digested Weight 23.770 grams
Total Carbonate Weight 13.223 grams
Total Silica % 64.26 %
Total Carbonate % 35.74 %
Carbonate/Silica Ratio 0.556

General Comments:

None

Description

Worked By: M. Ladle

Pre-Digestion Grain Size Distribution

Onshore Grab Sample

Sample: BV-77-BB

Total Sample Mass: 36.993 grams

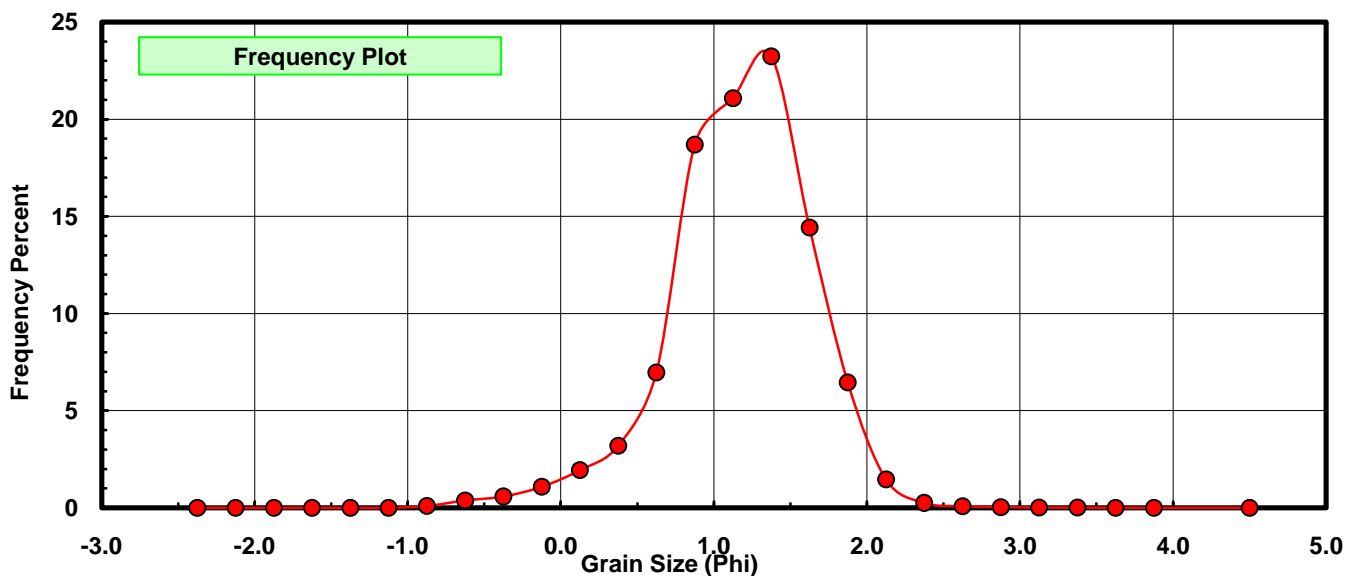
Sieve Size (phi)	Sieve Midpt (phi)	Weight (grams)	Freq Weight %	Cumulative Weight %
-2.25	-2.375	0.000	0.000	0.000
-2.00	-2.125	0.000	0.000	0.000
-1.75	-1.875	0.000	0.000	0.000
-1.50	-1.625	0.000	0.000	0.000
-1.25	-1.375	0.000	0.000	0.000
-1.00	-1.125	0.000	0.000	0.000
-0.75	-0.875	0.035	0.095	0.095
-0.50	-0.625	0.140	0.378	0.473
-0.25	-0.375	0.216	0.584	1.057
0.00	-0.125	0.400	1.081	2.138
0.25	0.125	0.717	1.938	4.076
0.50	0.375	1.180	3.190	7.266
0.75	0.625	2.579	6.972	14.238
1.00	0.875	6.914	18.690	32.928
1.25	1.125	7.800	21.085	54.013
1.50	1.375	8.598	23.242	77.255
1.75	1.625	5.336	14.424	91.680
2.00	1.875	2.387	6.453	98.132
2.25	2.125	0.540	1.460	99.592
2.50	2.375	0.094	0.254	99.846
2.75	2.625	0.029	0.078	99.924
3.00	2.875	0.014	0.038	99.962
3.25	3.125	0.006	0.016	99.978
3.50	3.375	0.004	0.011	99.989
3.75	3.625	0.002	0.005	99.995
4.00	3.875	0.001	0.003	99.997
5.00	4.50	0.001	0.003	100.000

Statistical Results			
Mean:	1.1684	phi	(0.4449 mm)
Standard Dev:	0.4759	phi-units	(0.719 mm)
Skewness:	-0.6088	dimensionless	
Kurtosis:	4.4262	dimensionless	
5th Moment:	-6.6776	dimensionless	
6th Moment:	42.9441	dimensionless	
RARD *	0.4073	dimensionless	
Median	1.0774	phi	(0.4739 mm)

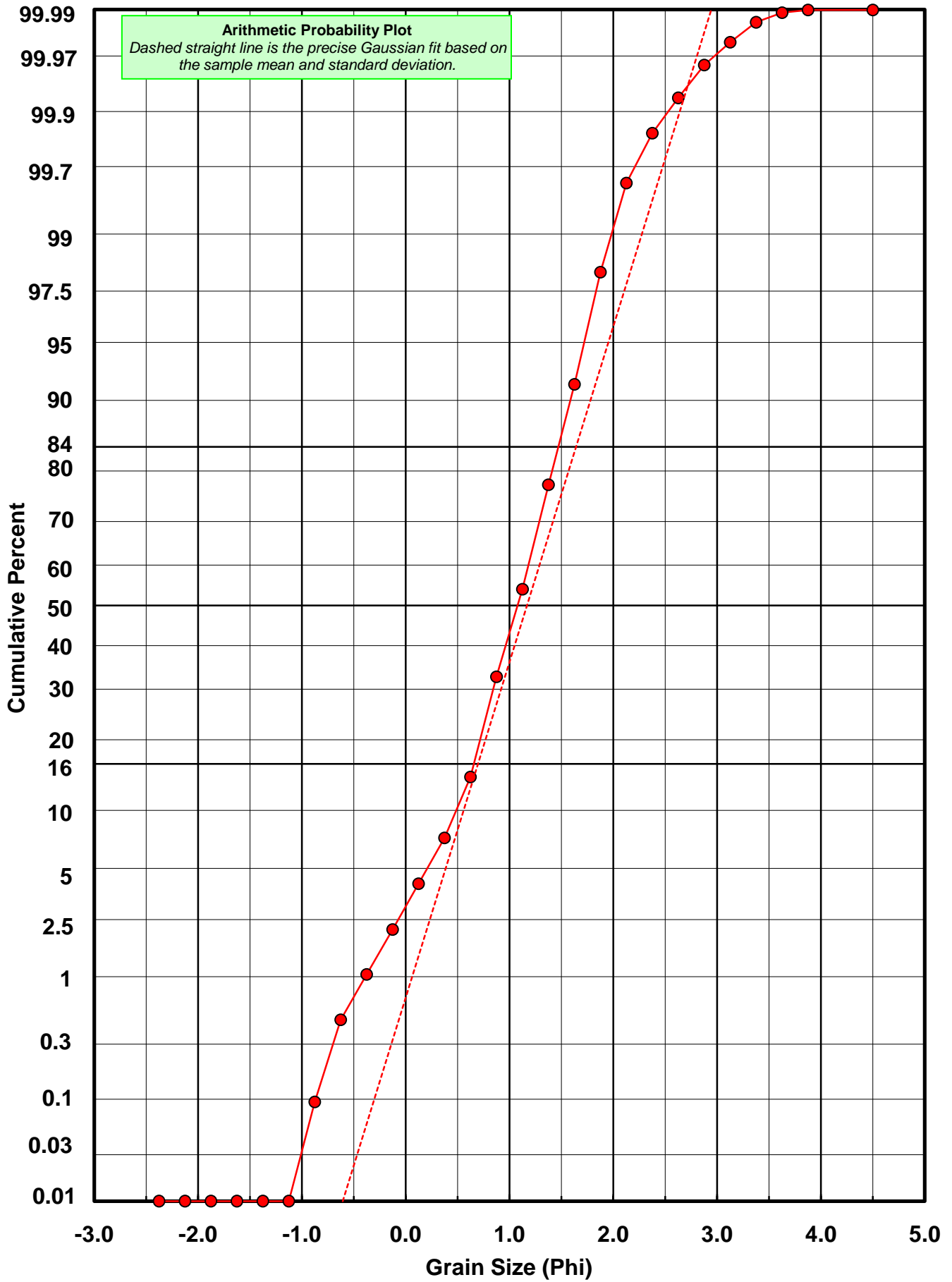
* RARD = reciprocal absolute relative dispersion (see below)

Statistical Explanation	
Calculations based on the Method of Moments	
Skewness: 3rd Stand. Moment; Exact Gaussian = 0.0	
Kurtosis: 4th Stand. Moment; Exact Gaussian = 3.0	
For Further Explanation, See Basille et al. 2002	
Millimeter data calculated by $mm = 2^{(-\phi)}$	

Reciprocal Absolute Relative Dispersion (RARD) Scale	
< 0.5	Excellent homogeneity (e.g., beaches)
0.5 to 1.0	Good homogeneity
1.0 to 1.33	Fair homogeneity
> 1.33	Poor homogeneity (e.g., glacial)



BV-77-BB



Carbonate Grain Size Distribution

Onshore Grab Sample

Sample: BV-77-BB

Total Carbonate Mass: 13.242 grams

% Carbonate: 35.7 %

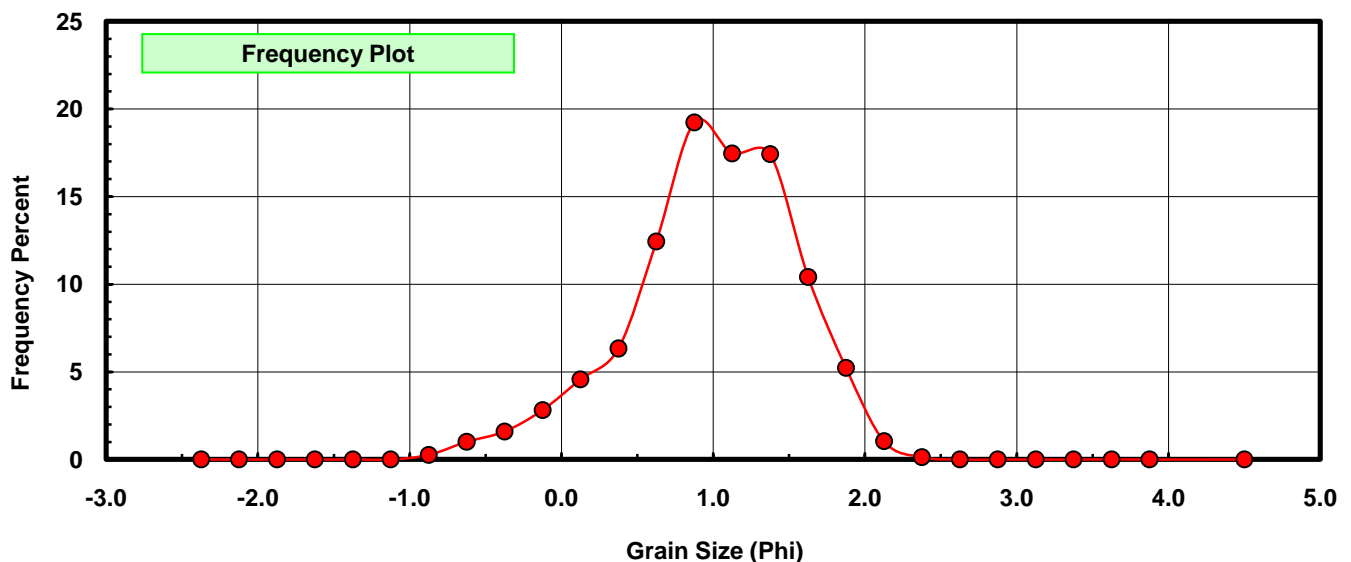
Sieve Size (phi)	Sieve Midpt (phi)	Weight (grams)	Freq Weight %	Cumulative Weight %
-2.25	-2.375	0.000	0.000	0.000
-2.00	-2.125	0.000	0.000	0.000
-1.75	-1.875	0.000	0.000	0.000
-1.50	-1.625	0.000	0.000	0.000
-1.25	-1.375	0.000	0.000	0.000
-1.00	-1.125	0.000	0.000	0.000
-0.75	-0.875	0.035	0.264	0.264
-0.50	-0.625	0.134	1.012	1.276
-0.25	-0.375	0.212	1.601	2.877
0.00	-0.125	0.374	2.824	5.702
0.25	0.125	0.606	4.576	10.278
0.50	0.375	0.839	6.336	16.614
0.75	0.625	1.648	12.445	29.059
1.00	0.875	2.548	19.242	48.301
1.25	1.125	2.312	17.460	65.760
1.50	1.375	2.307	17.422	83.182
1.75	1.625	1.379	10.414	93.596
2.00	1.875	0.692	5.226	98.822
2.25	2.125	0.138	1.042	99.864
2.50	2.375	0.017	0.128	99.992
2.75	2.625	0.000	0.000	99.992
3.00	2.875	0.000	0.000	99.992
3.25	3.125	0.000	0.000	99.992
3.50	3.375	0.000	0.000	99.992
3.75	3.625	0.001	0.008	100.000
4.00	3.875	0.000	0.000	100.000
5.00	4.500	0.000	0.000	100.000

Statistical Results			
Mean:	0.9861	phi	(0.5048 mm)
Standard Dev:	0.5755	phi-units	(0.6711 mm)
Skewness:	-0.5305	dimensionless	
Kurtosis:	3.0967	dimensionless	
5th Moment:	-4.1365	dimensionless	
6th Moment:	16.5223	dimensionless	
RARD *	0.5836	dimensionless	
Median	0.8993	phi	(0.5361 mm)

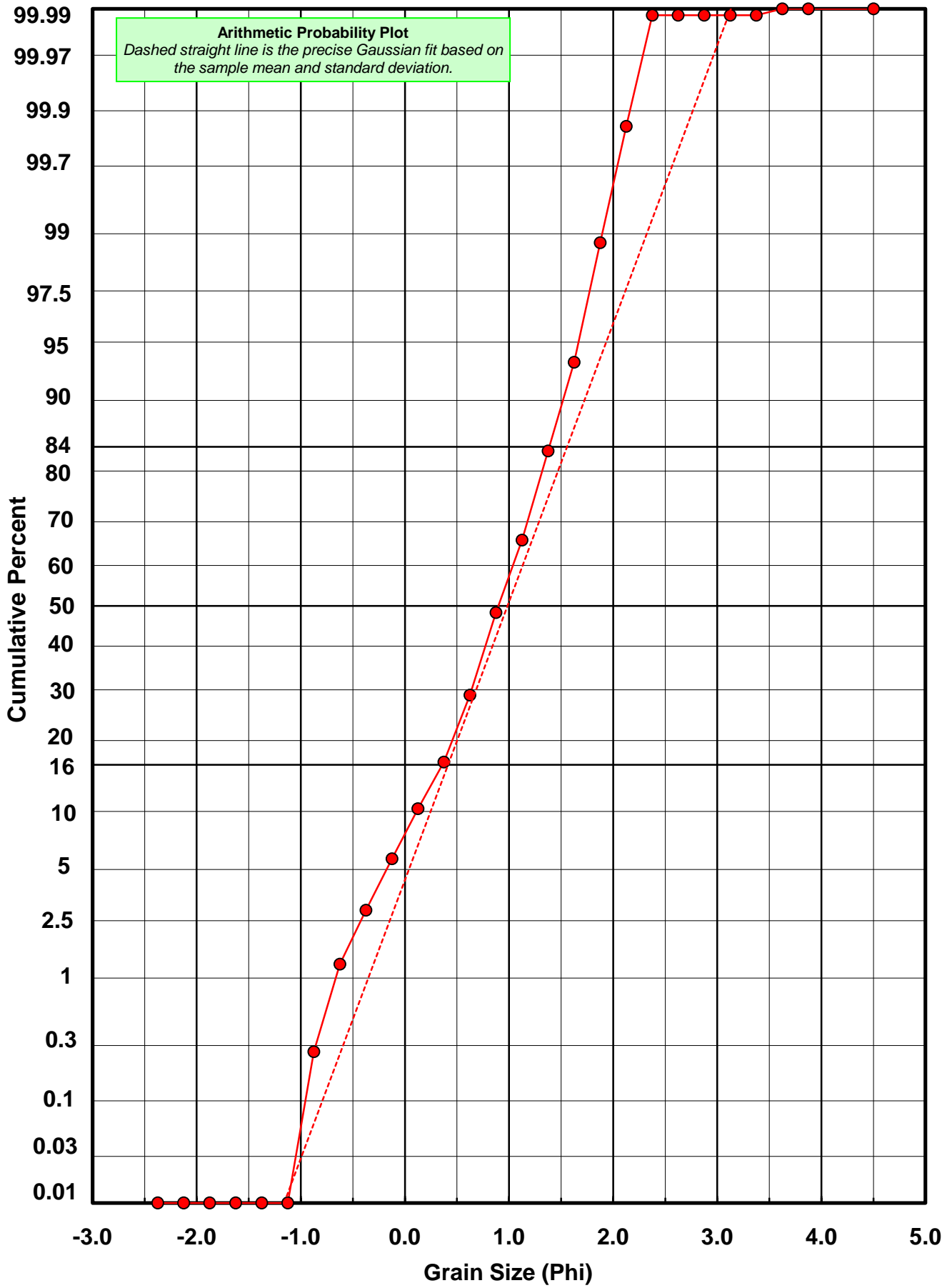
* RARD = reciprocal absolute relative dispersion (see below)

Statistical Explanation	
Calculations based on the Method of Moments	
Skewness: 3rd Stand. Moment; Exact Gaussian = 0.0	
Kurtosis: 4th Stand. Moment; Exact Gaussian = 3.0	
For Further Explanation, See Basille et al. 2002	
Millimeter data calculated by $mm = 2^{(-\phi)}$	

Reciprocal Absolute Relative Dispersion (RARD) Scale	
< 0.5	Excellent homogeneity (e.g., beaches)
0.5 to 1.0	Good homogeneity
1.0 to 1.33	Fair homogeneity
> 1.33	Poor homogeneity (e.g., glacial)



BV-77-BB



Post-Digestion Grain Size Distribution

Onshore Grab Sample

Sample: BV-77-BB

Total Digested Mass: 23.770 grams

% Silica: 64.3 %

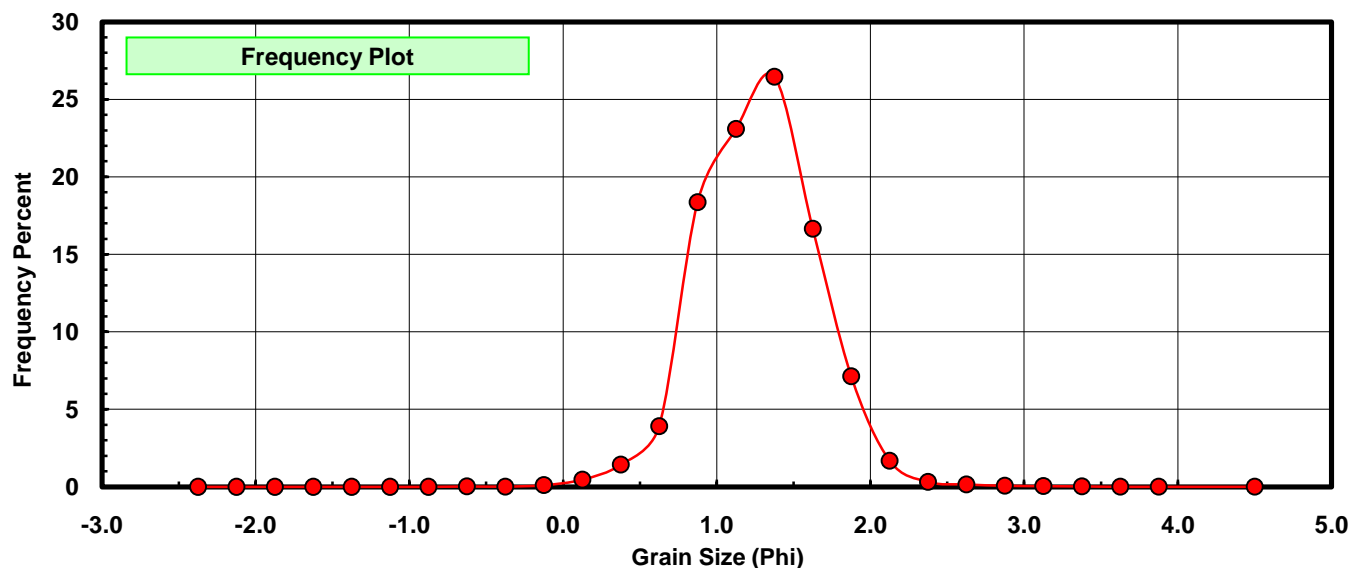
Sieve Size (phi)	Sieve Midpt (phi)	Weight (grams)	Freq Weight %	Cumulative Weight %
-2.25	-2.375	0.000	0.000	0.000
-2.00	-2.125	0.000	0.000	0.000
-1.75	-1.875	0.000	0.000	0.000
-1.50	-1.625	0.000	0.000	0.000
-1.25	-1.375	0.000	0.000	0.000
-1.00	-1.125	0.000	0.000	0.000
-0.75	-0.875	0.000	0.000	0.000
-0.50	-0.625	0.006	0.025	0.025
-0.25	-0.375	0.004	0.017	0.042
0.00	-0.125	0.026	0.109	0.151
0.25	0.125	0.111	0.467	0.618
0.50	0.375	0.341	1.435	2.053
0.75	0.625	0.931	3.917	5.970
1.00	0.875	4.366	18.368	24.337
1.25	1.125	5.488	23.088	47.425
1.50	1.375	6.291	26.466	73.891
1.75	1.625	3.957	16.647	90.538
2.00	1.875	1.695	7.131	97.669
2.25	2.125	0.402	1.691	99.361
2.50	2.375	0.077	0.324	99.684
2.75	2.625	0.037	0.156	99.840
3.00	2.875	0.017	0.072	99.912
3.25	3.125	0.011	0.046	99.958
3.50	3.375	0.007	0.029	99.987
3.75	3.625	0.001	0.004	99.992
4.00	3.875	0.001	0.004	99.996
5.00	4.500	0.001	0.004	100.000

Statistical Results			
Mean:	1.2714	phi	(0.4143 mm)
Standard Dev:	0.3901	phi-units	(0.7631 mm)
Skewness:	0.1381	dimensionless	
Kurtosis:	4.1618	dimensionless	
5th Moment:	4.7994	dimensionless	
6th Moment:	57.7324	dimensionless	
RARD *	0.3068	dimensionless	
Median	1.1493	phi	(0.4508 mm)

* RARD = reciprocal absolute relative dispersion (see below)

Statistical Explanation	
Calculations based on the Method of Moments	
Skewness: 3rd Stand. Moment; Exact Gaussian = 0.0	
Kurtosis: 4th Stand. Moment; Exact Gaussian = 3.0	
For Further Explanation, See Basille et al. 2002	
Millimeter data calculated by $mm = 2^{(-\phi)}$	

Reciprocal Absolute Relative Dispersion (RARD) Scale	
< 0.5	Excellent homogeneity (e.g., beaches)
0.5 to 1.0	Good homogeneity
1.0 to 1.33	Fair homogeneity
> 1.33	Poor homogeneity (e.g., glacial)



BV-77-BB

