

**Onshore Grab Sample**

**Sample:** BV-74-BB  
**Sample Taken By:** D. Phelps  
**Sample Collected On:** 9/23/08  
**Splits?** N/A

**County:** Brevard  
**Latitude:** 27° 55' 4.6"  
**Longitude:** 80° 28' 47.0"  
**Datum:** WGS 84  
**Surf. Elev:** N/A  
**Datum:** N/A

**Fine Data Summary**

Total Sample Weight 45.011 grams  
Total Fines in Sample 0.068 grams  
Total Percent Fines 0.15 %

**Dry Sieving Summary**

Total Sample Weight 44.839 grams  
Total Digested Weight 30.882 grams  
Total Carbonate Weight 13.957 grams  
Total Silica % 68.87 %  
Total Carbonate % 31.13 %  
Carbonate/Silica Ratio 0.452

**General Comments:**

None

**Description**

Worked By: M. Ladle

# Pre-Digestion Grain Size Distribution

Onshore Grab Sample

Sample: BV-74-BB

Total Sample Mass: 44.839 grams

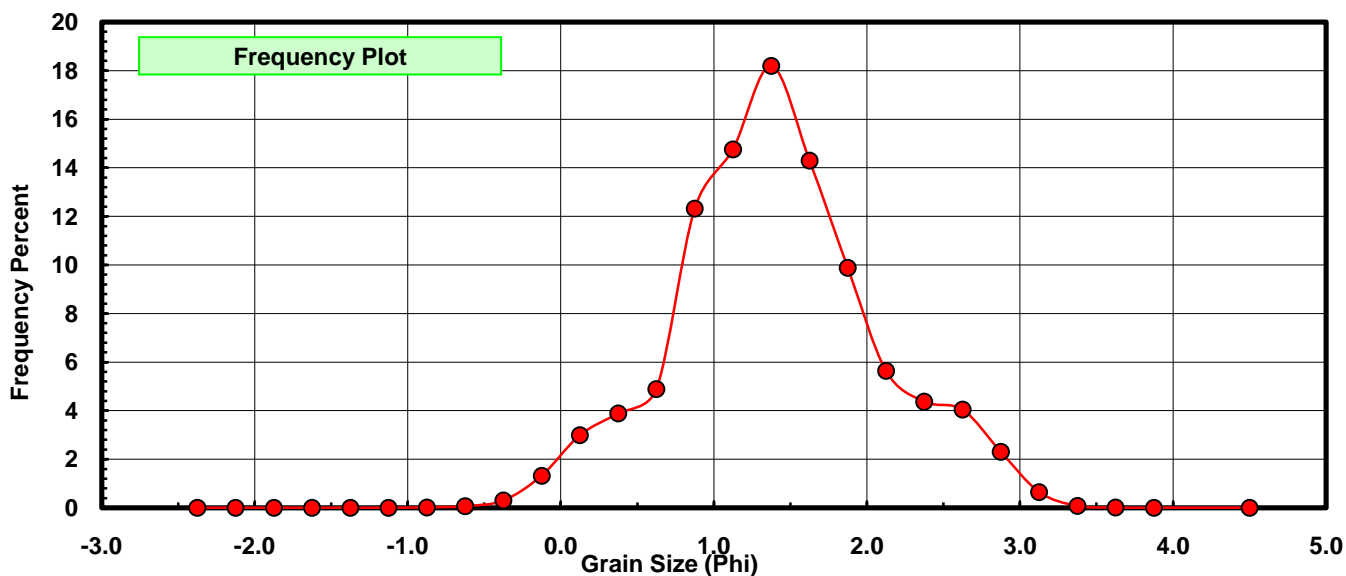
Sieve Size (phi)	Sieve Midpt (phi)	Weight (grams)	Freq Weight %	Cumulative Weight %
-2.25	-2.375	0.000	0.000	0.000
-2.00	-2.125	0.000	0.000	0.000
-1.75	-1.875	0.000	0.000	0.000
-1.50	-1.625	0.000	0.000	0.000
-1.25	-1.375	0.000	0.000	0.000
-1.00	-1.125	0.000	0.000	0.000
-0.75	-0.875	0.006	0.013	0.013
-0.50	-0.625	0.028	0.062	0.076
-0.25	-0.375	0.133	0.297	0.372
0.00	-0.125	0.592	1.320	1.693
0.25	0.125	1.340	2.988	4.681
0.50	0.375	1.744	3.889	8.571
0.75	0.625	2.192	4.889	13.459
1.00	0.875	5.524	12.320	25.779
1.25	1.125	6.619	14.762	40.541
1.50	1.375	8.161	18.201	58.741
1.75	1.625	6.412	14.300	73.041
2.00	1.875	4.433	9.886	82.928
2.25	2.125	2.527	5.636	88.564
2.50	2.375	1.958	4.367	92.930
2.75	2.625	1.811	4.039	96.969
3.00	2.875	1.031	2.299	99.268
3.25	3.125	0.290	0.647	99.915
3.50	3.375	0.033	0.074	99.989
3.75	3.625	0.003	0.007	99.996
4.00	3.875	0.001	0.002	99.998
5.00	4.50	0.001	0.002	100.000

Statistical Results			
Mean:	1.4062	phi	(0.3773 mm)
Standard Dev:	0.6719	phi-units	(0.6277 mm)
Skewness:	0.1246	dimensionless	
Kurtosis:	2.9950	dimensionless	
5th Moment:	0.6317	dimensionless	
6th Moment:	13.0133	dimensionless	
RARD *	0.4778	dimensionless	
Median	1.2549	phi	(0.419 mm)

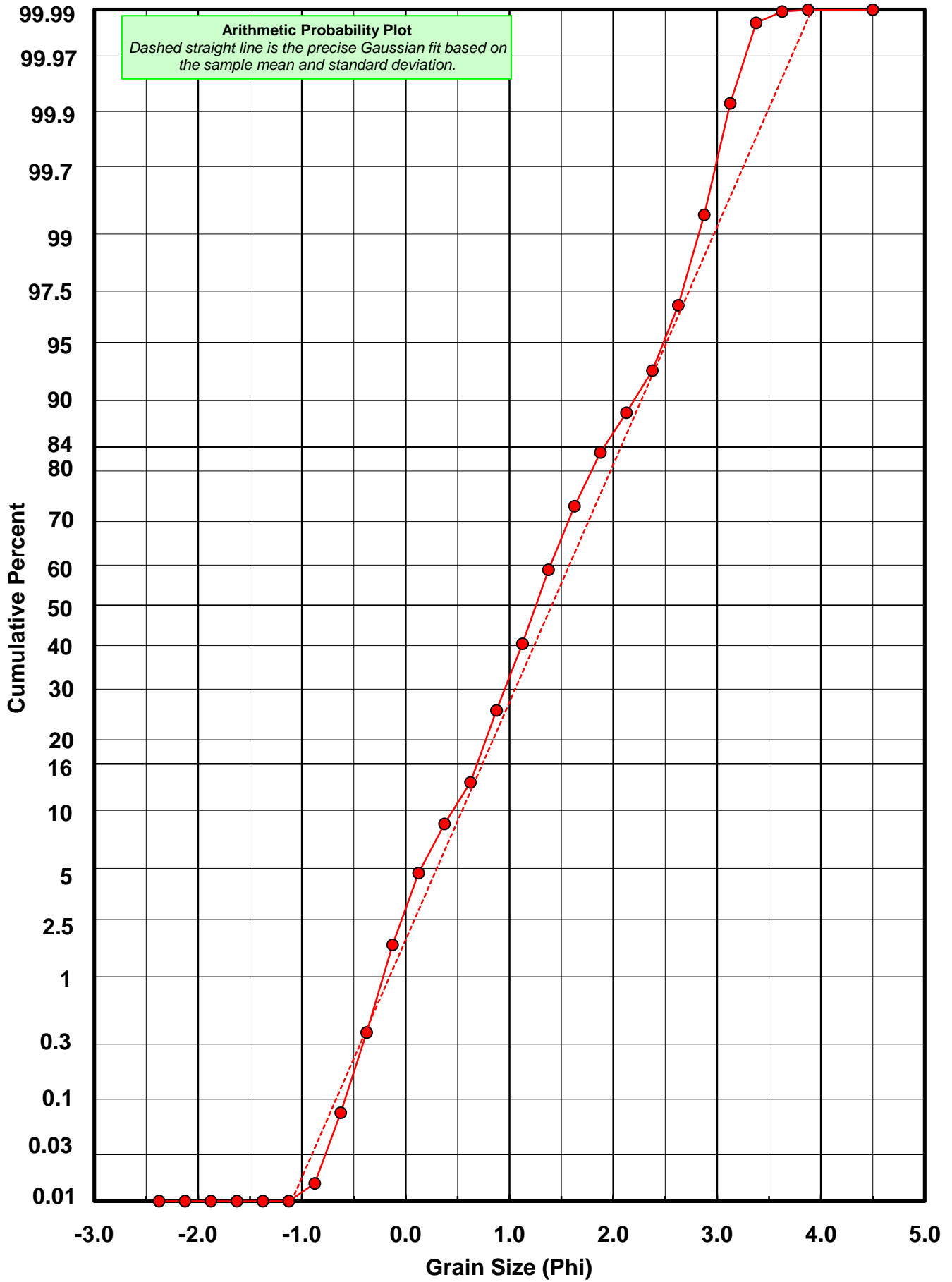
\* RARD = reciprocal absolute relative dispersion (see below)

Statistical Explanation
Calculations based on the Method of Moments
Skewness: 3rd Stand. Moment; Exact Gaussian = 0.0
Kurtosis: 4th Stand. Moment; Exact Gaussian = 3.0
For Further Explanation, See Basille et al. 2002
Millimeter data calculated by $mm = 2^{(-\phi)}$

Reciprocal Absolute Relative Dispersion (RARD) Scale	
< 0.5	Excellent homogeneity (e.g., beaches)
0.5 to 1.0	Good homogeneity
1.0 to 1.33	Fair homogeneity
> 1.33	Poor homogeneity (e.g., glacial)



# BV-74-BB



# Carbonate Grain Size Distribution

Onshore Grab Sample

Sample: BV-74-BB

Total Carbonate Mass: 13.965 grams

% Carbonate: 31.1 %

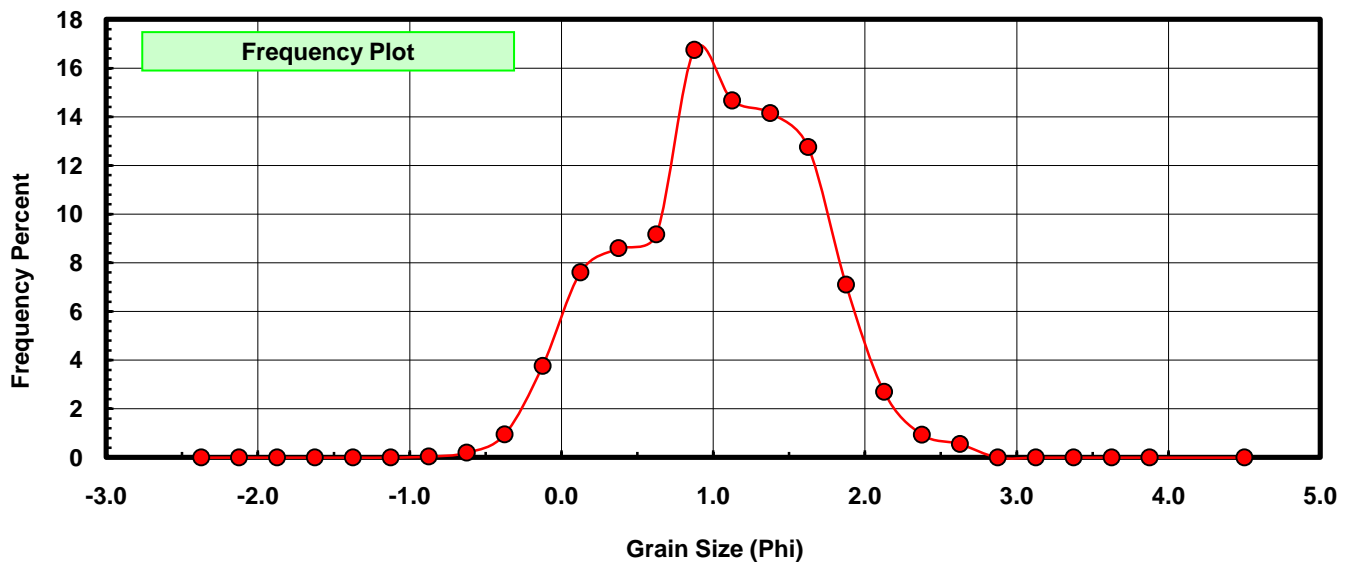
Sieve Size (phi)	Sieve Midpt (phi)	Weight (grams)	Freq Weight %	Cumulative Weight %
-2.25	-2.375	0.000	0.000	0.000
-2.00	-2.125	0.000	0.000	0.000
-1.75	-1.875	0.000	0.000	0.000
-1.50	-1.625	0.000	0.000	0.000
-1.25	-1.375	0.000	0.000	0.000
-1.00	-1.125	0.000	0.000	0.000
-0.75	-0.875	0.006	0.043	0.043
-0.50	-0.625	0.028	0.201	0.243
-0.25	-0.375	0.133	0.952	1.196
0.00	-0.125	0.526	3.767	4.962
0.25	0.125	1.063	7.612	12.574
0.50	0.375	1.201	8.600	21.174
0.75	0.625	1.281	9.173	30.347
1.00	0.875	2.339	16.749	47.096
1.25	1.125	2.049	14.672	61.769
1.50	1.375	1.977	14.157	75.926
1.75	1.625	1.782	12.760	88.686
2.00	1.875	0.992	7.103	95.789
2.25	2.125	0.378	2.707	98.496
2.50	2.375	0.132	0.945	99.441
2.75	2.625	0.078	0.559	100.000
3.00	2.875	0.000	0.000	100.000
3.25	3.125	0.000	0.000	100.000
3.50	3.375	0.000	0.000	100.000
3.75	3.625	0.000	0.000	100.000
4.00	3.875	0.000	0.000	100.000
5.00	4.500	0.000	0.000	100.000

Statistical Results			
Mean:	1.0306	phi	(0.4895 mm)
Standard Dev:	0.6332	phi-units	(0.6447 mm)
Skewness:	-0.1173	dimensionless	
Kurtosis:	2.3758	dimensionless	
5th Moment:	-0.4368	dimensionless	
6th Moment:	8.3541	dimensionless	
RARD *	0.6144	dimensionless	
Median	0.9245	phi	(0.5269 mm)

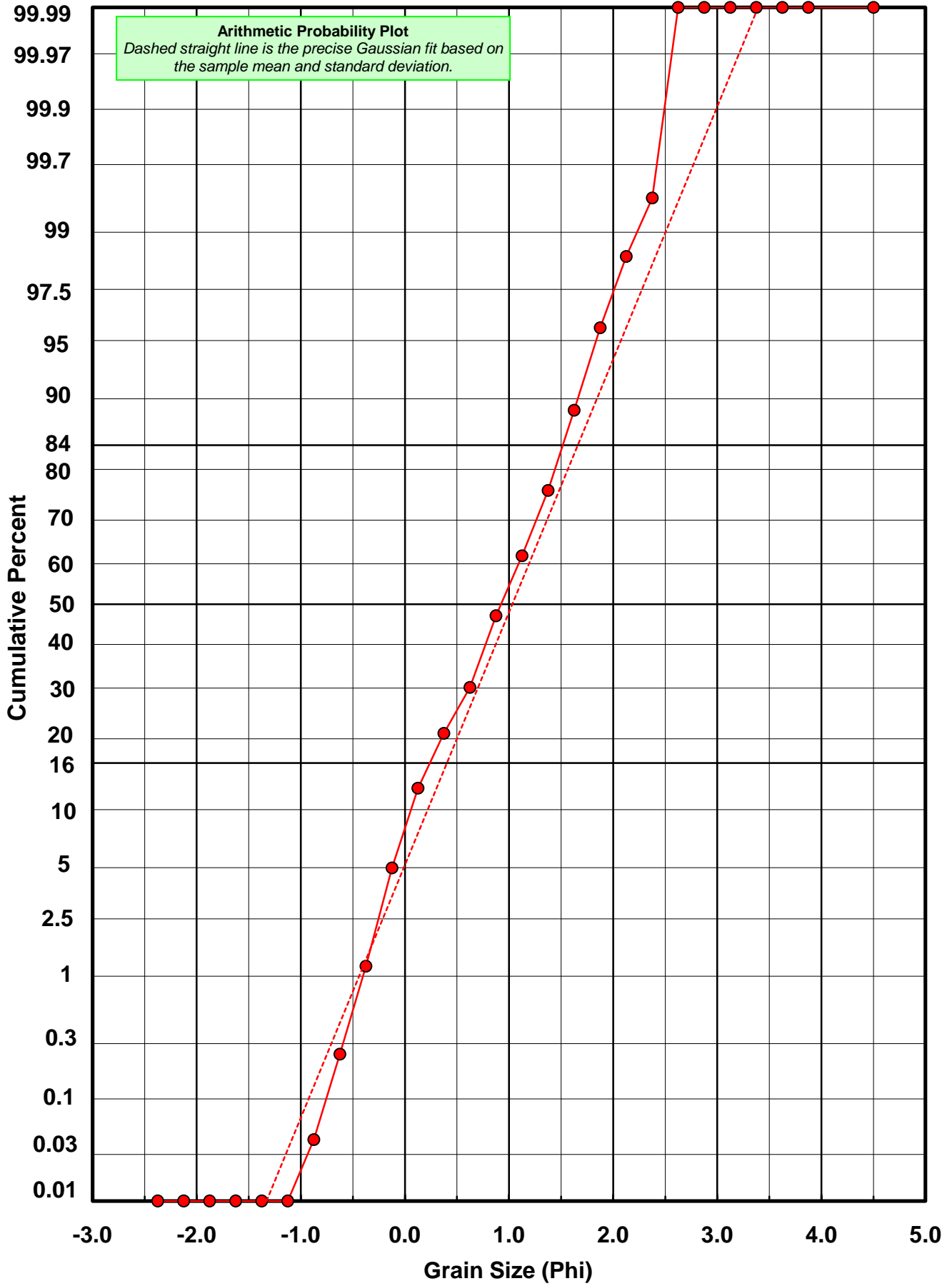
\* RARD = reciprocal absolute relative dispersion (see below)

Statistical Explanation	
Calculations based on the Method of Moments	
Skewness: 3rd Stand. Moment; Exact Gaussian = 0.0	
Kurtosis: 4th Stand. Moment; Exact Gaussian = 3.0	
For Further Explanation, See Basille et al. 2002	
Millimeter data calculated by $mm = 2^{(-\phi)}$	

Reciprocal Absolute Relative Dispersion (RARD) Scale	
< 0.5	Excellent homogeneity (e.g., beaches)
0.5 to 1.0	Good homogeneity
1.0 to 1.33	Fair homogeneity
> 1.33	Poor homogeneity (e.g., glacial)



# BV-74-BB



# Post-Digestion Grain Size Distribution

Onshore Grab Sample

Sample: BV-74-BB

Total Digested Mass: 30.882 grams

% Silica: 68.9 %

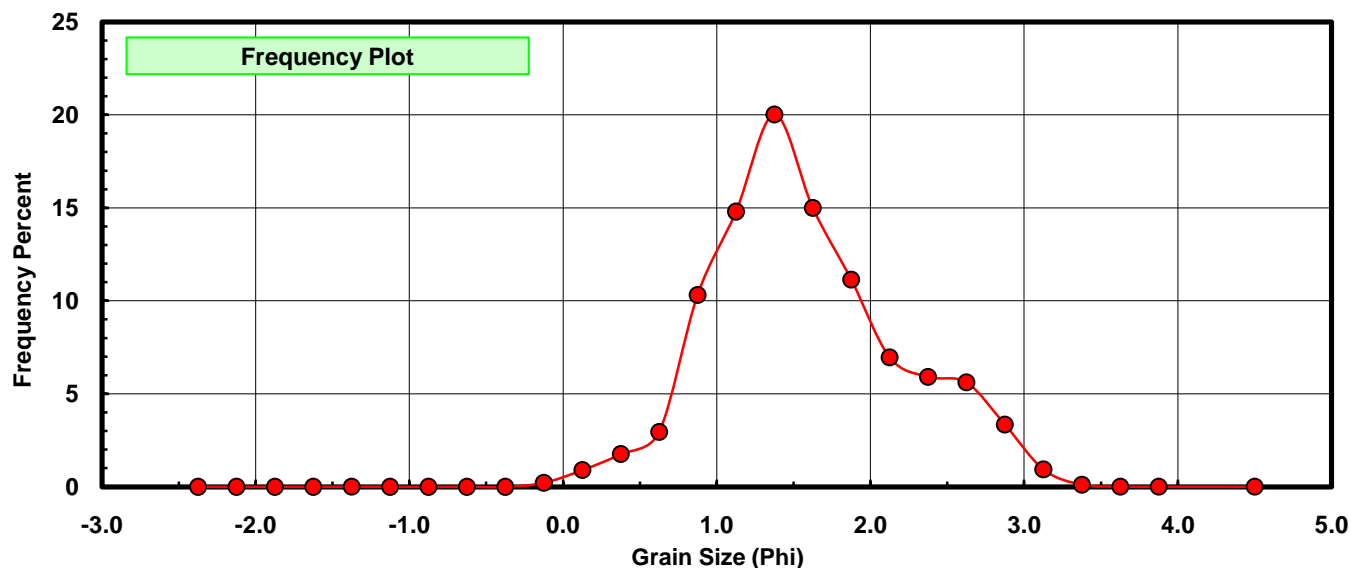
Sieve Size (phi)	Sieve Midpt (phi)	Weight (grams)	Freq Weight %	Cumulative Weight %
-2.25	-2.375	0.000	0.000	0.000
-2.00	-2.125	0.000	0.000	0.000
-1.75	-1.875	0.000	0.000	0.000
-1.50	-1.625	0.000	0.000	0.000
-1.25	-1.375	0.001	0.003	0.003
-1.00	-1.125	0.000	0.000	0.003
-0.75	-0.875	0.000	0.000	0.003
-0.50	-0.625	0.000	0.000	0.003
-0.25	-0.375	0.000	0.000	0.003
0.00	-0.125	0.066	0.214	0.217
0.25	0.125	0.277	0.897	1.114
0.50	0.375	0.543	1.758	2.872
0.75	0.625	0.911	2.950	5.822
1.00	0.875	3.185	10.313	16.136
1.25	1.125	4.570	14.798	30.934
1.50	1.375	6.184	20.025	50.958
1.75	1.625	4.630	14.993	65.951
2.00	1.875	3.441	11.142	77.093
2.25	2.125	2.149	6.959	84.052
2.50	2.375	1.826	5.913	89.965
2.75	2.625	1.733	5.612	95.577
3.00	2.875	1.034	3.348	98.925
3.25	3.125	0.290	0.939	99.864
3.50	3.375	0.035	0.113	99.977
3.75	3.625	0.005	0.016	99.994
4.00	3.875	0.001	0.003	99.997
5.00	4.500	0.001	0.003	100.000

Statistical Results			
Mean:	1.5764	phi	(0.3353 mm)
Standard Dev:	0.6274	phi-units	(0.6473 mm)
Skewness:	0.3399	dimensionless	
Kurtosis:	2.7928	dimensionless	
5th Moment:	1.6456	dimensionless	
6th Moment:	11.9084	dimensionless	
RARD *	0.3980	dimensionless	
Median	1.3630	phi	(0.3888 mm)

\* RARD = reciprocal absolute relative dispersion (see below)

Statistical Explanation	
Calculations based on the Method of Moments	
Skewness: 3rd Stand. Moment; Exact Gaussian = 0.0	
Kurtosis: 4th Stand. Moment; Exact Gaussian = 3.0	
For Further Explanation, See Basille et al. 2002	
Millimeter data calculated by $mm = 2^{-(\phi)}$	

Reciprocal Absolute Relative Dispersion (RARD) Scale	
< 0.5	Excellent homogeneity (e.g., beaches)
0.5 to 1.0	Good homogeneity
1.0 to 1.33	Fair homogeneity
> 1.33	Poor homogeneity (e.g., glacial)



# BV-74-BB

