

Onshore Grab Sample

Sample: BV-73-BB
Sample Taken By: D. Phelps
Sample Collected On: 9/23/08
Splits? N/A

County: Brevard
Latitude: 27° 55' 48.8"
Longitude: 80° 29' 13.0"
Datum: WGS 84
Surf. Elev: N/A
Datum: N/A

Fine Data Summary

Total Sample Weight 45.665 grams
Total Fines in Sample 0.048 grams
Total Percent Fines 0.11 %

Dry Sieving Summary

Total Sample Weight 45.534 grams
Total Digested Weight 34.388 grams
Total Carbonate Weight 11.146 grams
Total Silica % 75.52 %
Total Carbonate % 24.48 %
Carbonate/Silica Ratio 0.324

General Comments:

None

Description

Worked By: M. Ladle

Pre-Digestion Grain Size Distribution

Onshore Grab Sample

Sample: BV-73-BB

Total Sample Mass: 45.534 grams

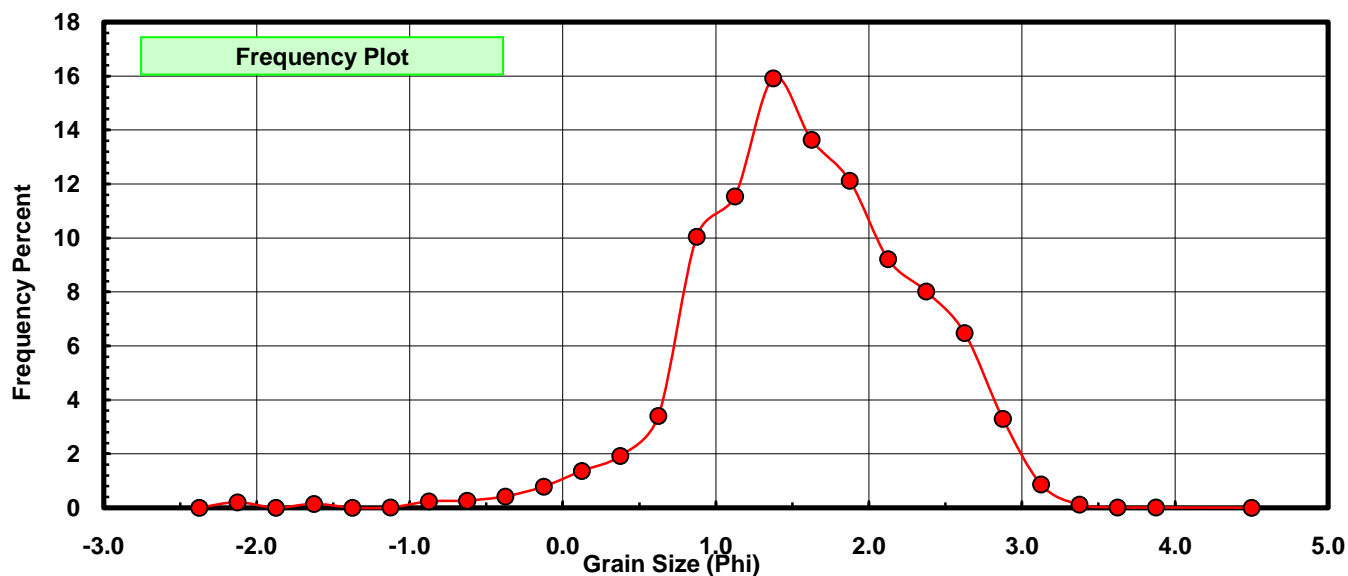
Sieve Size (phi)	Sieve Midpt (phi)	Weight (grams)	Freq Weight %	Cumulative Weight %
-2.25	-2.375	0.000	0.000	0.000
-2.00	-2.125	0.092	0.202	0.202
-1.75	-1.875	0.000	0.000	0.202
-1.50	-1.625	0.065	0.143	0.345
-1.25	-1.375	0.001	0.002	0.347
-1.00	-1.125	0.004	0.009	0.356
-0.75	-0.875	0.106	0.233	0.589
-0.50	-0.625	0.121	0.266	0.854
-0.25	-0.375	0.191	0.419	1.274
0.00	-0.125	0.357	0.784	2.058
0.25	0.125	0.622	1.366	3.424
0.50	0.375	0.873	1.917	5.341
0.75	0.625	1.550	3.404	8.745
1.00	0.875	4.574	10.045	18.790
1.25	1.125	5.254	11.539	30.329
1.50	1.375	7.248	15.918	46.247
1.75	1.625	6.208	13.634	59.881
2.00	1.875	5.518	12.118	71.999
2.25	2.125	4.195	9.213	81.212
2.50	2.375	3.649	8.014	89.226
2.75	2.625	2.949	6.476	95.702
3.00	2.875	1.501	3.296	98.999
3.25	3.125	0.392	0.861	99.859
3.50	3.375	0.053	0.116	99.976
3.75	3.625	0.007	0.015	99.991
4.00	3.875	0.003	0.007	99.998
5.00	4.50	0.001	0.002	100.000

Statistical Results			
Mean:	1.5851	phi	(0.3333 mm)
Standard Dev:	0.7275	phi-units	(0.604 mm)
Skewness:	-0.5337	dimensionless	
Kurtosis:	4.5811	dimensionless	
5th Moment:	-11.8624	dimensionless	
6th Moment:	60.8195	dimensionless	
RARD *	0.4589	dimensionless	
Median	1.4438	phi	(0.3676 mm)

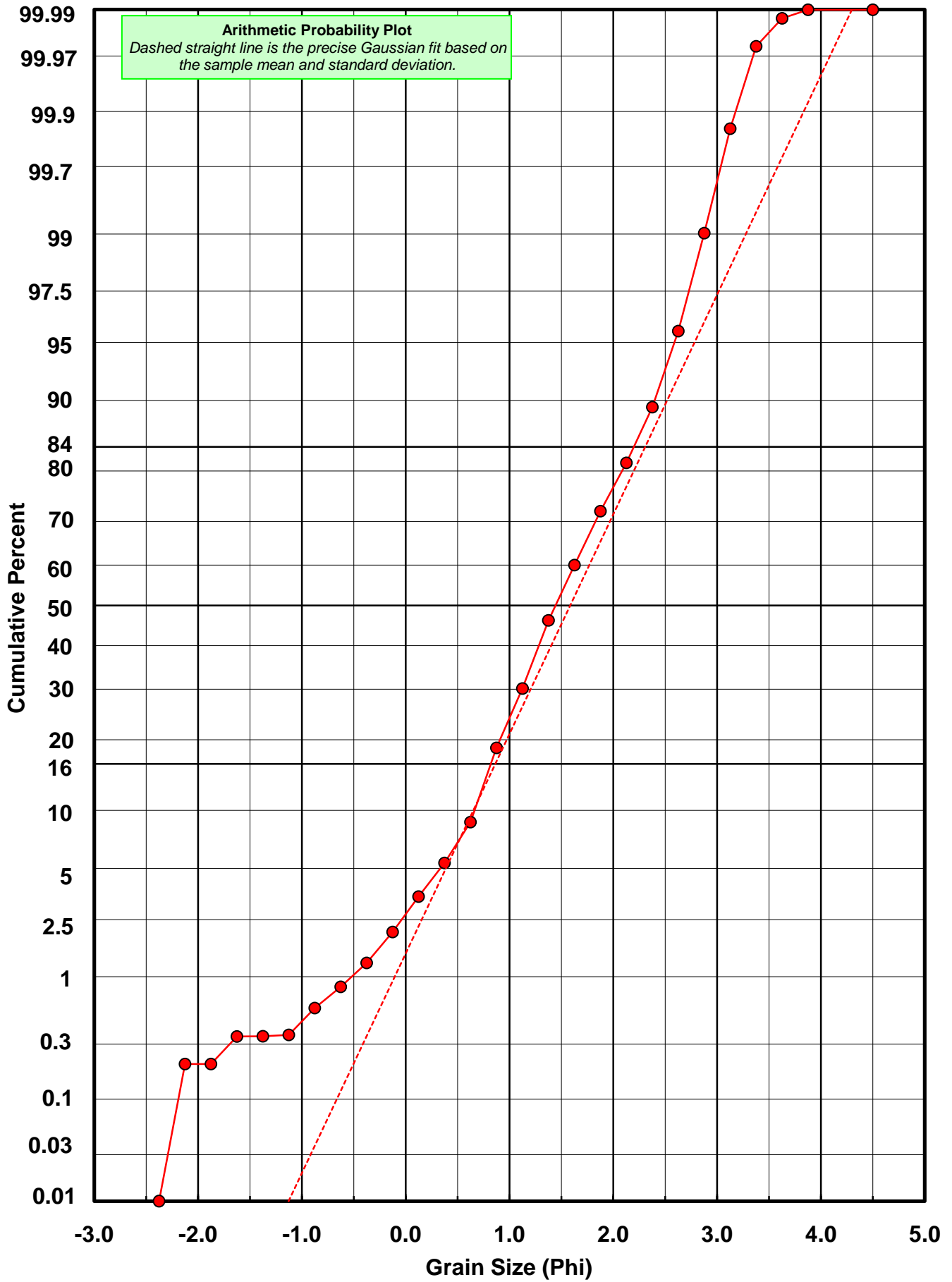
* RARD = reciprocal absolute relative dispersion (see below)

Statistical Explanation	
Calculations based on the Method of Moments	
Skewness: 3rd Stand. Moment; Exact Gaussian = 0.0	
Kurtosis: 4th Stand. Moment; Exact Gaussian = 3.0	
For Further Explanation, See Basille et al. 2002	
Millimeter data calculated by $mm = 2^{-(\phi)}$	

Reciprocal Absolute Relative Dispersion (RARD) Scale	
< 0.5	Excellent homogeneity (e.g., beaches)
0.5 to 1.0	Good homogeneity
1.0 to 1.33	Fair homogeneity
> 1.33	Poor homogeneity (e.g., glacial)



BV-73-BB



Carbonate Grain Size Distribution

Onshore Grab Sample

Sample: BV-73-BB

Total Carbonate Mass: 11.226 grams

% Carbonate: 24.5 %

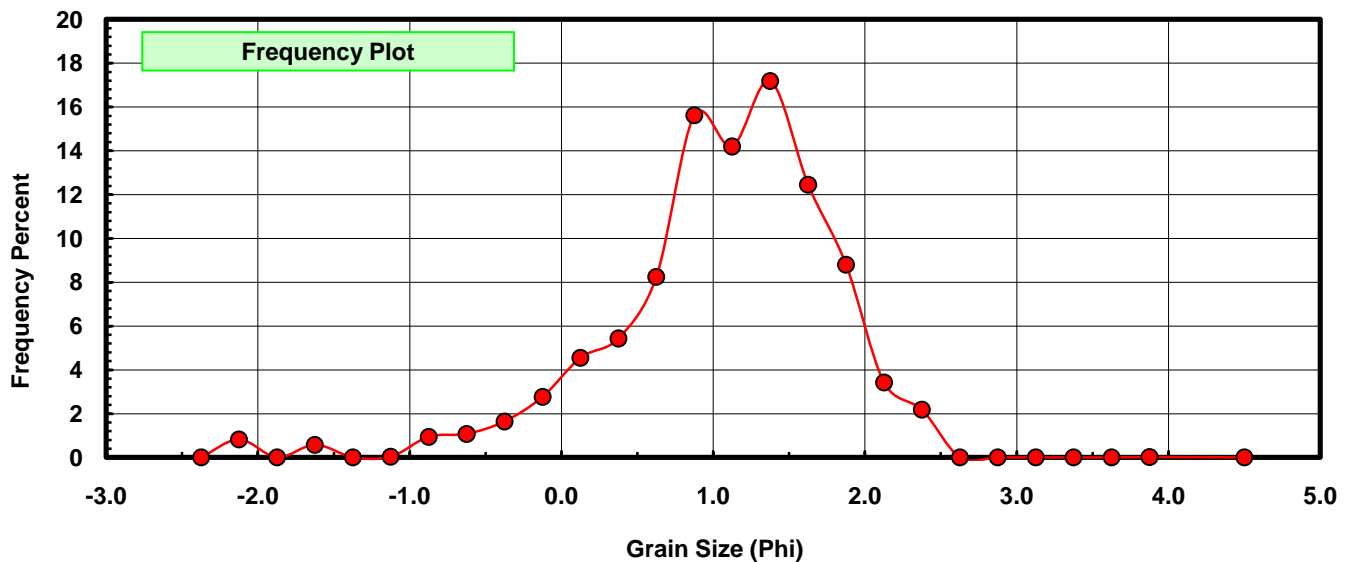
Sieve Size (phi)	Sieve Midpt (phi)	Weight (grams)	Freq Weight %	Cumulative Weight %
-2.25	-2.375	0.000	0.000	0.000
-2.00	-2.125	0.092	0.820	0.820
-1.75	-1.875	0.000	0.000	0.820
-1.50	-1.625	0.065	0.579	1.399
-1.25	-1.375	0.001	0.009	1.407
-1.00	-1.125	0.004	0.036	1.443
-0.75	-0.875	0.106	0.944	2.387
-0.50	-0.625	0.121	1.078	3.465
-0.25	-0.375	0.185	1.648	5.113
0.00	-0.125	0.311	2.770	7.883
0.25	0.125	0.511	4.552	12.435
0.50	0.375	0.610	5.434	17.869
0.75	0.625	0.926	8.249	26.118
1.00	0.875	1.754	15.624	41.742
1.25	1.125	1.594	14.199	55.942
1.50	1.375	1.929	17.183	73.125
1.75	1.625	1.398	12.453	85.578
2.00	1.875	0.988	8.801	94.379
2.25	2.125	0.384	3.421	97.800
2.50	2.375	0.245	2.182	99.982
2.75	2.625	0.000	0.000	99.982
3.00	2.875	0.000	0.000	99.982
3.25	3.125	0.000	0.000	99.982
3.50	3.375	0.000	0.000	99.982
3.75	3.625	0.000	0.000	99.982
4.00	3.875	0.002	0.018	100.000
5.00	4.500	0.000	0.000	100.000

Statistical Results			
Mean:	1.0510	phi	(0.4826 mm)
Standard Dev:	0.7741	phi-units	(0.5847 mm)
Skewness:	-1.1213	dimensionless	
Kurtosis:	5.2135	dimensionless	
5th Moment:	-15.1954	dimensionless	
6th Moment:	60.4591	dimensionless	
RARD *	0.7366	dimensionless	
Median	1.0204	phi	(0.493 mm)

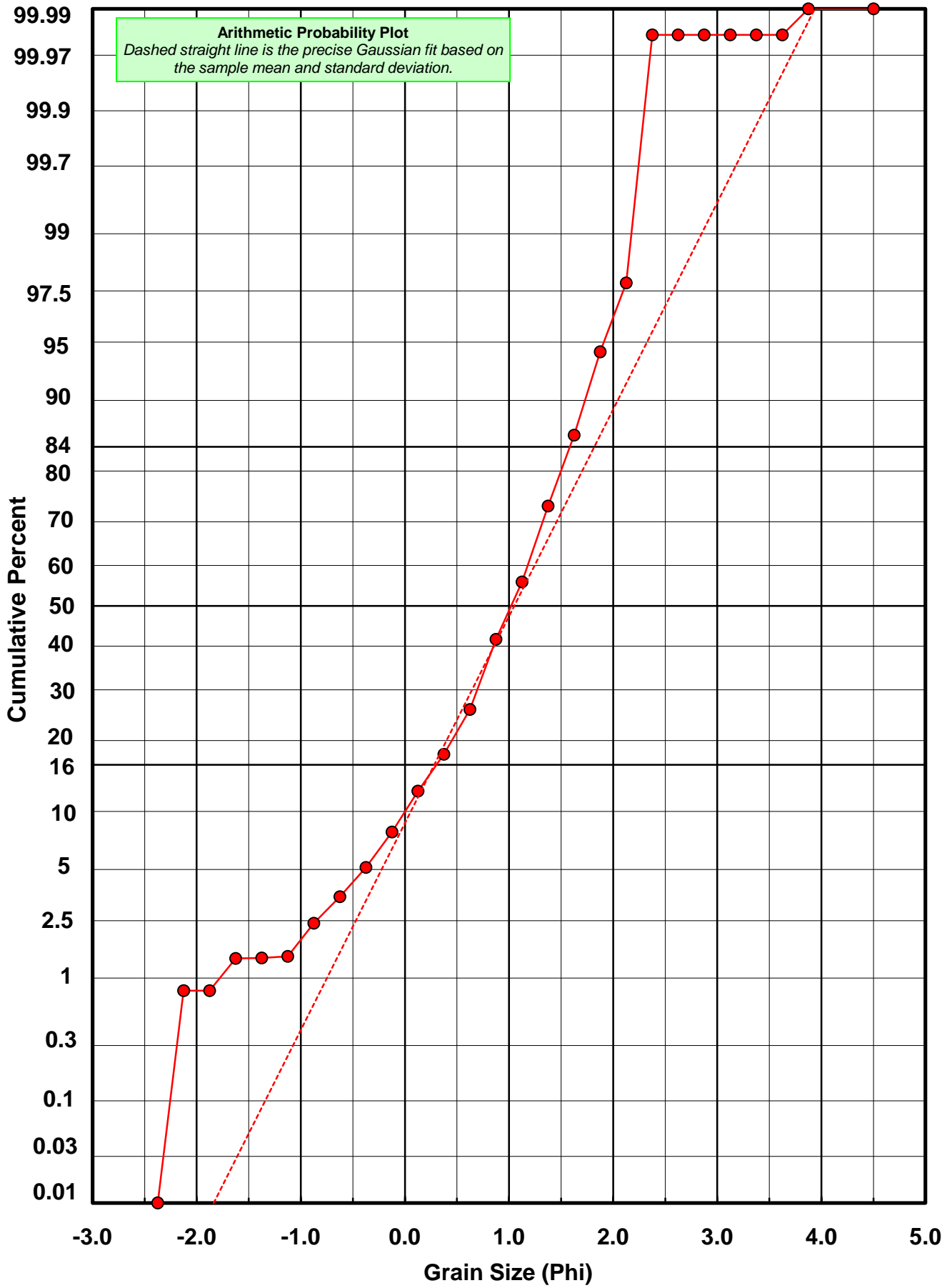
* RARD = reciprocal absolute relative dispersion (see below)

Statistical Explanation	
Calculations based on the Method of Moments	
Skewness: 3rd Stand. Moment; Exact Gaussian = 0.0	
Kurtosis: 4th Stand. Moment; Exact Gaussian = 3.0	
For Further Explanation, See Basille et al. 2002	
Millimeter data calculated by $mm = 2^{(-phi)}$	

Reciprocal Absolute Relative Dispersion (RARD) Scale	
< 0.5	Excellent homogeneity (e.g., beaches)
0.5 to 1.0	Good homogeneity
1.0 to 1.33	Fair homogeneity
> 1.33	Poor homogeneity (e.g., glacial)



BV-73-BB



Post-Digestion Grain Size Distribution

Onshore Grab Sample

Sample: BV-73-BB

Total Digested Mass: 34.388 grams

% Silica: 75.5 %

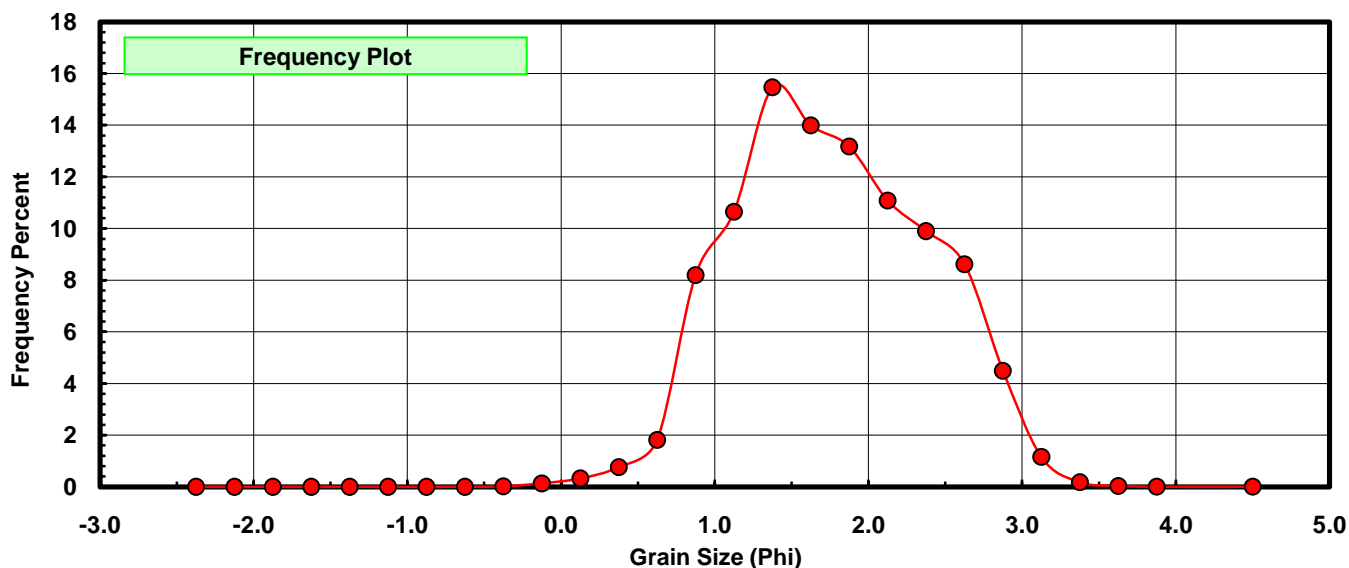
Sieve Size (phi)	Sieve Midpt (phi)	Weight (grams)	Freq Weight %	Cumulative Weight %
-2.25	-2.375	0.000	0.000	0.000
-2.00	-2.125	0.000	0.000	0.000
-1.75	-1.875	0.000	0.000	0.000
-1.50	-1.625	0.000	0.000	0.000
-1.25	-1.375	0.000	0.000	0.000
-1.00	-1.125	0.000	0.000	0.000
-0.75	-0.875	0.000	0.000	0.000
-0.50	-0.625	0.000	0.000	0.000
-0.25	-0.375	0.006	0.017	0.017
0.00	-0.125	0.046	0.134	0.151
0.25	0.125	0.111	0.323	0.474
0.50	0.375	0.263	0.765	1.239
0.75	0.625	0.624	1.815	3.053
1.00	0.875	2.820	8.201	11.254
1.25	1.125	3.660	10.643	21.897
1.50	1.375	5.319	15.468	37.365
1.75	1.625	4.810	13.987	51.352
2.00	1.875	4.530	13.173	64.525
2.25	2.125	3.811	11.082	75.608
2.50	2.375	3.404	9.899	85.507
2.75	2.625	2.965	8.622	94.129
3.00	2.875	1.546	4.496	98.625
3.25	3.125	0.397	1.154	99.779
3.50	3.375	0.062	0.180	99.959
3.75	3.625	0.012	0.035	99.994
4.00	3.875	0.001	0.003	99.997
5.00	4.500	0.001	0.003	100.000

Statistical Results			
Mean:	1.7627	phi	(0.2947 mm)
Standard Dev:	0.6313	phi-units	(0.6456 mm)
Skewness:	0.0770	dimensionless	
Kurtosis:	2.3690	dimensionless	
5th Moment:	0.0470	dimensionless	
6th Moment:	8.8196	dimensionless	
RARD *	0.3582	dimensionless	
Median	1.6008	phi	(0.3297 mm)

* RARD = reciprocal absolute relative dispersion (see below)

Statistical Explanation	
Calculations based on the Method of Moments	
Skewness: 3rd Stand. Moment; Exact Gaussian = 0.0	
Kurtosis: 4th Stand. Moment; Exact Gaussian = 3.0	
For Further Explanation, See Basille et al. 2002	
Millimeter data calculated by $mm = 2^{(-\phi)}$	

Reciprocal Absolute Relative Dispersion (RARD) Scale	
< 0.5	Excellent homogeneity (e.g., beaches)
0.5 to 1.0	Good homogeneity
1.0 to 1.33	Fair homogeneity
> 1.33	Poor homogeneity (e.g., glacial)



BV-73-BB

