

**Onshore Grab Sample**

**Sample:** BV-71-BB  
**Sample Taken By:** D. Phelps  
**Sample Collected On:** 9/23/08  
**Splits?** N/A

**County:** Brevard  
**Latitude:** 27° 57' 14.4"  
**Longitude:** 80° 30' 0.0"  
**Datum:** WGS 84  
**Surf. Elev:** N/A  
**Datum:** N/A

**Fine Data Summary**

Total Sample Weight 47.507 grams  
Total Fines in Sample 0.138 grams  
Total Percent Fines 0.29 %

**Dry Sieving Summary**

Total Sample Weight 47.303 grams  
Total Digested Weight 34.366 grams  
Total Carbonate Weight 12.937 grams  
Total Silica % 72.65 %  
Total Carbonate % 27.35 %  
Carbonate/Silica Ratio 0.376

**General Comments:**

None

**Description**

Worked By: M. Ladle

# Pre-Digestion Grain Size Distribution

Onshore Grab Sample

Sample: BV-71-BB

Total Sample Mass: 47.303 grams

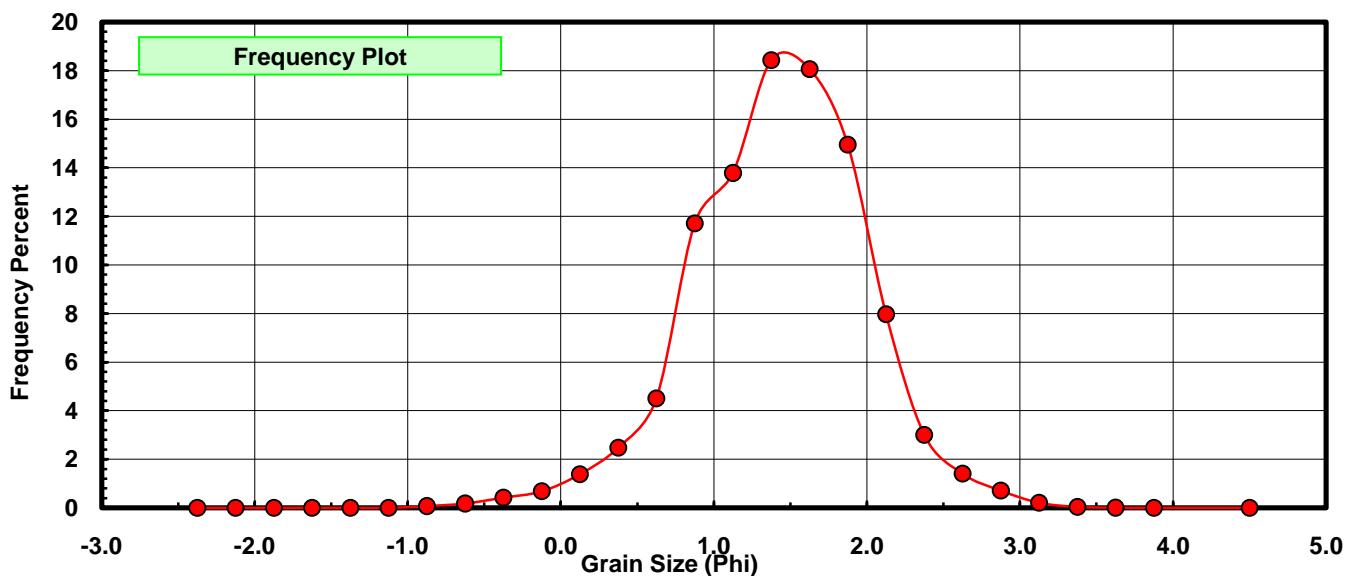
Sieve Size (phi)	Sieve Midpt (phi)	Weight (grams)	Freq Weight %	Cumulative Weight %
-2.25	-2.375	0.000	0.000	0.000
-2.00	-2.125	0.000	0.000	0.000
-1.75	-1.875	0.000	0.000	0.000
-1.50	-1.625	0.000	0.000	0.000
-1.25	-1.375	0.000	0.000	0.000
-1.00	-1.125	0.000	0.000	0.000
-0.75	-0.875	0.034	0.072	0.072
-0.50	-0.625	0.084	0.178	0.249
-0.25	-0.375	0.198	0.419	0.668
0.00	-0.125	0.321	0.679	1.347
0.25	0.125	0.655	1.385	2.731
0.50	0.375	1.171	2.476	5.207
0.75	0.625	2.129	4.501	9.708
1.00	0.875	5.539	11.710	21.417
1.25	1.125	6.522	13.788	35.205
1.50	1.375	8.720	18.434	53.639
1.75	1.625	8.546	18.067	71.706
2.00	1.875	7.072	14.950	86.656
2.25	2.125	3.769	7.968	94.624
2.50	2.375	1.420	3.002	97.626
2.75	2.625	0.665	1.406	99.032
3.00	2.875	0.335	0.708	99.740
3.25	3.125	0.099	0.209	99.949
3.50	3.375	0.019	0.040	99.989
3.75	3.625	0.003	0.006	99.996
4.00	3.875	0.001	0.002	99.998
5.00	4.50	0.001	0.002	100.000

Statistical Results			
Mean:	1.4261	phi	(0.3721 mm)
Standard Dev:	0.5681	phi-units	(0.6745 mm)
Skewness:	-0.2856	dimensionless	
Kurtosis:	3.6548	dimensionless	
5th Moment:	-3.1876	dimensionless	
6th Moment:	25.3424	dimensionless	
RARD *	0.3983	dimensionless	
Median	1.3256	phi	(0.399 mm)

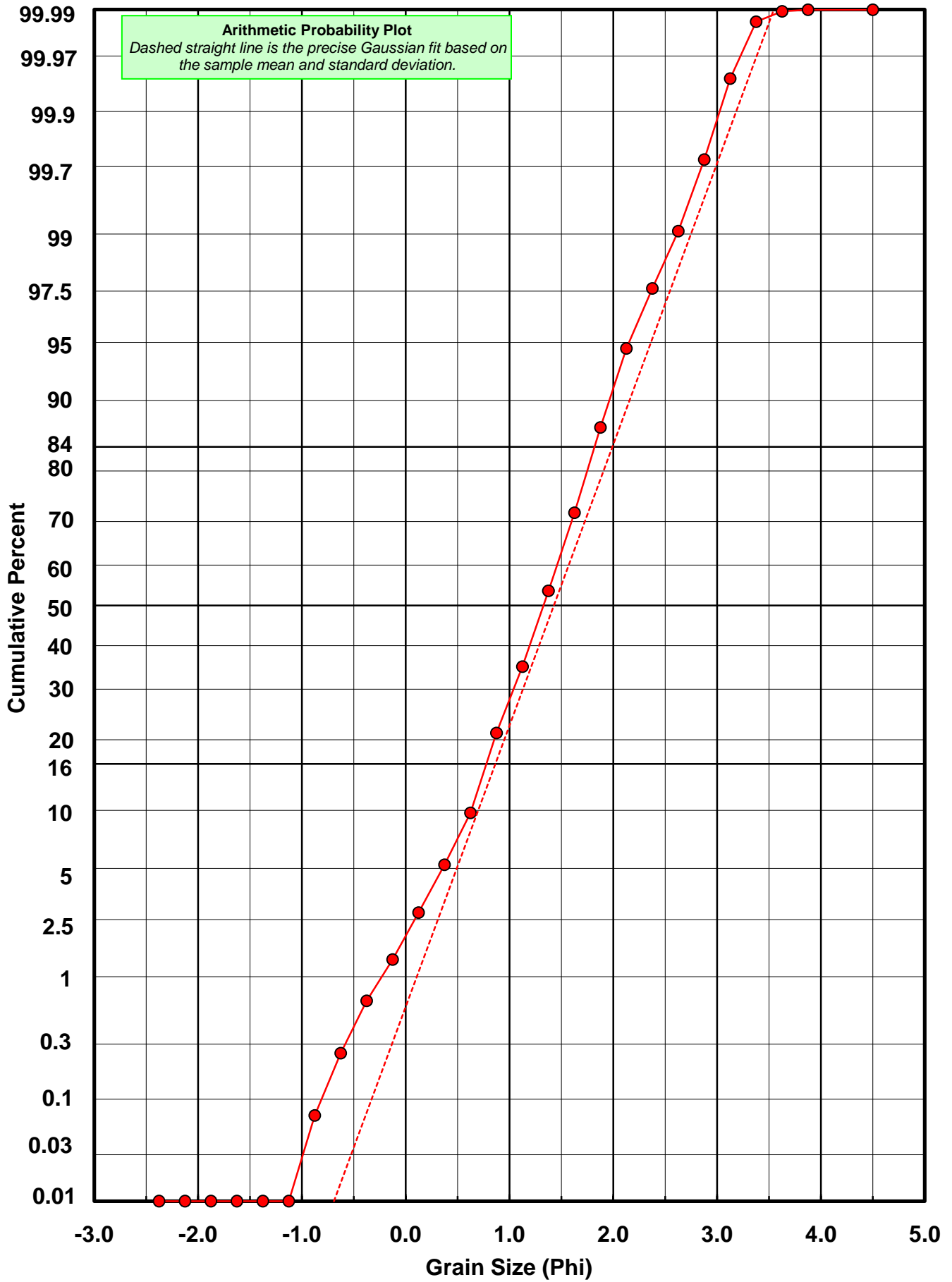
\* RARD = reciprocal absolute relative dispersion (see below)

Statistical Explanation	
Calculations based on the Method of Moments	
Skewness: 3rd Stand. Moment; Exact Gaussian = 0.0	
Kurtosis: 4th Stand. Moment; Exact Gaussian = 3.0	
For Further Explanation, See Basille et al. 2002	
Millimeter data calculated by $mm = 2^{(-\phi)}$	

Reciprocal Absolute Relative Dispersion (RARD) Scale	
< 0.5	Excellent homogeneity (e.g., beaches)
0.5 to 1.0	Good homogeneity
1.0 to 1.33	Fair homogeneity
> 1.33	Poor homogeneity (e.g., glacial)



# BV-71-BB



# Carbonate Grain Size Distribution

Onshore Grab Sample

Sample: BV-71-BB

Total Carbonate Mass: 12.946 grams

% Carbonate: 27.3 %

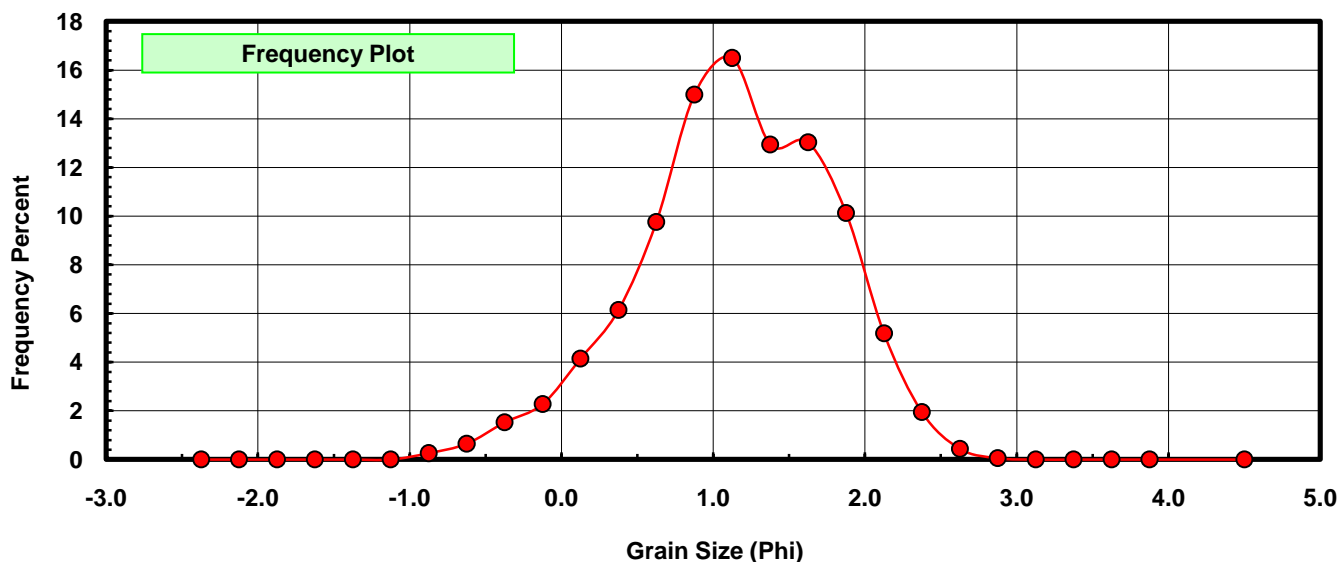
Sieve Size (phi)	Sieve Midpt (phi)	Weight (grams)	Freq Weight %	Cumulative Weight %
-2.25	-2.375	0.000	0.000	0.000
-2.00	-2.125	0.000	0.000	0.000
-1.75	-1.875	0.000	0.000	0.000
-1.50	-1.625	0.000	0.000	0.000
-1.25	-1.375	0.000	0.000	0.000
-1.00	-1.125	0.000	0.000	0.000
-0.75	-0.875	0.034	0.263	0.263
-0.50	-0.625	0.084	0.649	0.911
-0.25	-0.375	0.198	1.529	2.441
0.00	-0.125	0.295	2.279	4.720
0.25	0.125	0.537	4.148	8.868
0.50	0.375	0.795	6.141	15.008
0.75	0.625	1.264	9.764	24.772
1.00	0.875	1.941	14.993	39.765
1.25	1.125	2.136	16.499	56.264
1.50	1.375	1.676	12.946	69.211
1.75	1.625	1.687	13.031	82.242
2.00	1.875	1.312	10.134	92.376
2.25	2.125	0.671	5.183	97.559
2.50	2.375	0.252	1.947	99.506
2.75	2.625	0.057	0.440	99.946
3.00	2.875	0.007	0.054	100.000
3.25	3.125	0.000	0.000	100.000
3.50	3.375	0.000	0.000	100.000
3.75	3.625	0.000	0.000	100.000
4.00	3.875	0.000	0.000	100.000
5.00	4.500	0.000	0.000	100.000

Statistical Results			
Mean:	1.1404	phi	(0.4536 mm)
Standard Dev:	0.6596	phi-units	(0.6331 mm)
Skewness:	-0.3161	dimensionless	
Kurtosis:	2.7229	dimensionless	
5th Moment:	-2.5179	dimensionless	
6th Moment:	11.9310	dimensionless	
RARD *	0.5784	dimensionless	
Median	1.0301	phi	(0.4897 mm)

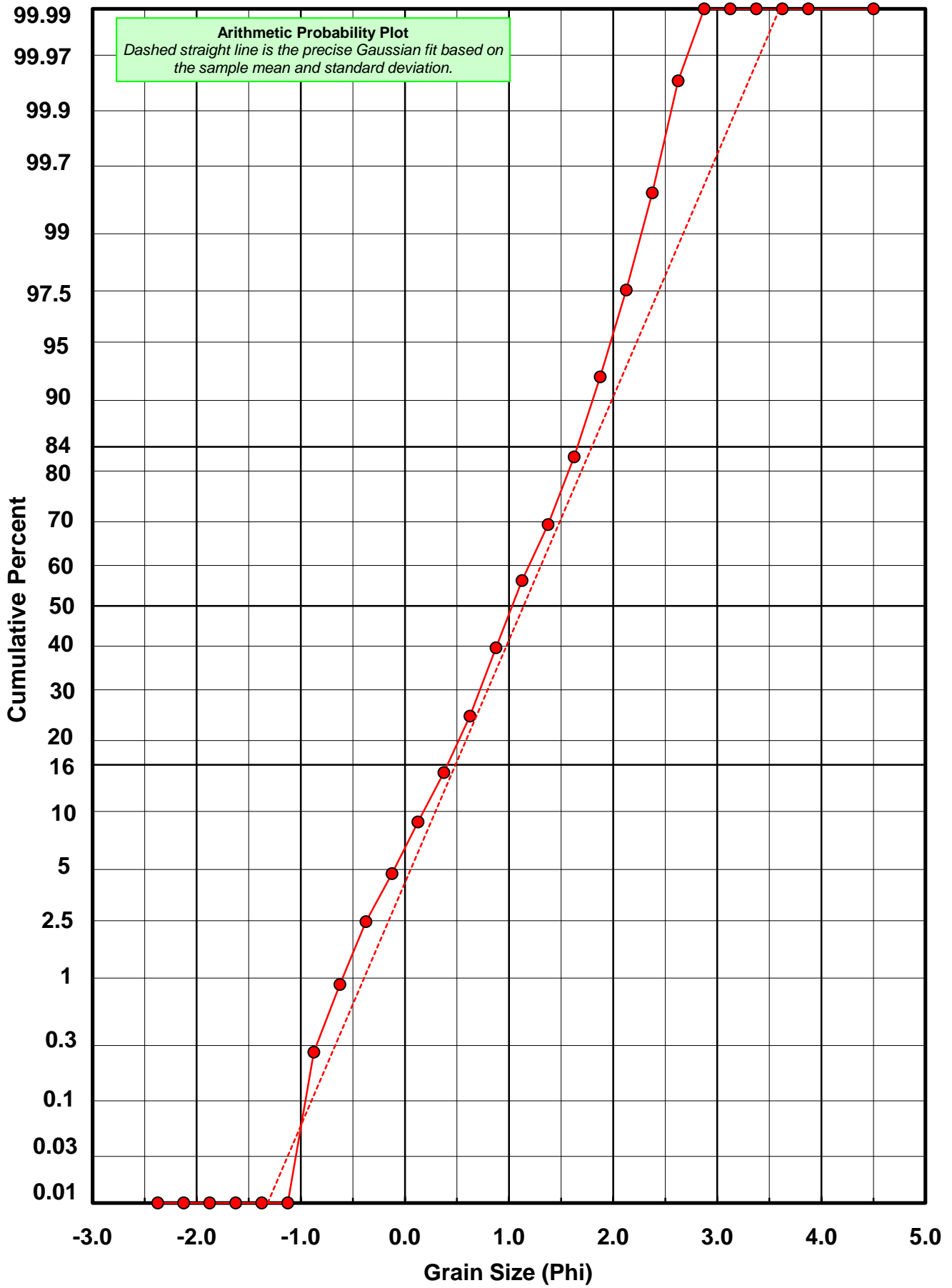
\* RARD = reciprocal absolute relative dispersion (see below)

Statistical Explanation	
Calculations based on the Method of Moments	
Skewness: 3rd Stand. Moment; Exact Gaussian = 0.0	
Kurtosis: 4th Stand. Moment; Exact Gaussian = 3.0	
For Further Explanation, See Basille et al. 2002	
Millimeter data calculated by $mm = 2^{(-\phi)}$	

Reciprocal Absolute Relative Dispersion (RARD) Scale	
< 0.5	Excellent homogeneity (e.g., beaches)
0.5 to 1.0	Good homogeneity
1.0 to 1.33	Fair homogeneity
> 1.33	Poor homogeneity (e.g., glacial)



# BV-71-BB



# Post-Digestion Grain Size Distribution

Onshore Grab Sample

Sample: BV-71-BB

Total Digested Mass: 34.366 grams

% Silica: 72.7 %

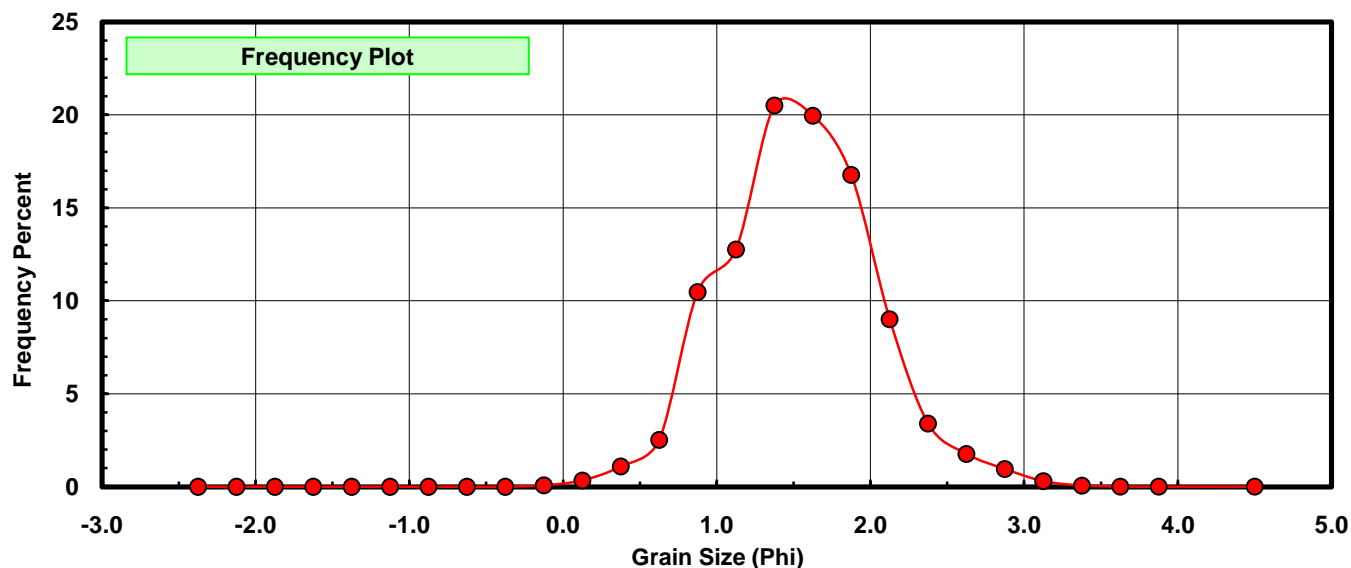
Sieve Size (phi)	Sieve Midpt (phi)	Weight (grams)	Freq Weight %	Cumulative Weight %
-2.25	-2.375	0.000	0.000	0.000
-2.00	-2.125	0.000	0.000	0.000
-1.75	-1.875	0.000	0.000	0.000
-1.50	-1.625	0.000	0.000	0.000
-1.25	-1.375	0.000	0.000	0.000
-1.00	-1.125	0.000	0.000	0.000
-0.75	-0.875	0.000	0.000	0.000
-0.50	-0.625	0.000	0.000	0.000
-0.25	-0.375	0.000	0.000	0.000
0.00	-0.125	0.026	0.076	0.076
0.25	0.125	0.118	0.343	0.419
0.50	0.375	0.376	1.094	1.513
0.75	0.625	0.865	2.517	4.030
1.00	0.875	3.598	10.470	14.500
1.25	1.125	4.386	12.763	27.262
1.50	1.375	7.044	20.497	47.759
1.75	1.625	6.859	19.959	67.718
2.00	1.875	5.760	16.761	84.479
2.25	2.125	3.098	9.015	93.494
2.50	2.375	1.168	3.399	96.892
2.75	2.625	0.608	1.769	98.661
3.00	2.875	0.328	0.954	99.616
3.25	3.125	0.103	0.300	99.916
3.50	3.375	0.023	0.067	99.983
3.75	3.625	0.004	0.012	99.994
4.00	3.875	0.001	0.003	99.997
5.00	4.500	0.001	0.003	100.000

Statistical Results			
Mean:	1.5342	phi	(0.3453 mm)
Standard Dev:	0.4993	phi-units	(0.7074 mm)
Skewness:	0.1768	dimensionless	
Kurtosis:	3.2821	dimensionless	
5th Moment:	2.2097	dimensionless	
6th Moment:	20.1317	dimensionless	
RARD *	0.3254	dimensionless	
Median	1.4031	phi	(0.3781 mm)

\* RARD = reciprocal absolute relative dispersion (see below)

Statistical Explanation	
Calculations based on the Method of Moments	
Skewness: 3rd Stand. Moment; Exact Gaussian = 0.0	
Kurtosis: 4th Stand. Moment; Exact Gaussian = 3.0	
For Further Explanation, See Basille et al. 2002	
Millimeter data calculated by $mm = 2^{-(\phi)}$	

Reciprocal Absolute Relative Dispersion (RARD) Scale	
< 0.5	Excellent homogeneity (e.g., beaches)
0.5 to 1.0	Good homogeneity
1.0 to 1.33	Fair homogeneity
> 1.33	Poor homogeneity (e.g., glacial)



# BV-71-BB

