

Onshore Grab Sample

Sample: BV-70-BB
Sample Taken By: D. Phelps
Sample Collected On: 9/24/08
Splits? N/A

County: Brevard
Latitude: 27° 57' 58.2"
Longitude: 80° 30' 24.5"
Datum: WGS 84
Surf. Elev: N/A
Datum: N/A

Fine Data Summary

Total Sample Weight 61.195 grams
Total Fines in Sample 0.078 grams
Total Percent Fines 0.13 %

Dry Sieving Summary

Total Sample Weight 61.043 grams
Total Digested Weight 44.844 grams
Total Carbonate Weight 16.199 grams
Total Silica % 73.46 %
Total Carbonate % 26.54 %
Carbonate/Silica Ratio 0.361

General Comments:

None

Description

Worked By: M. Ladle

Pre-Digestion Grain Size Distribution

Onshore Grab Sample

Sample: BV-70-BB

Total Sample Mass: 61.043 grams

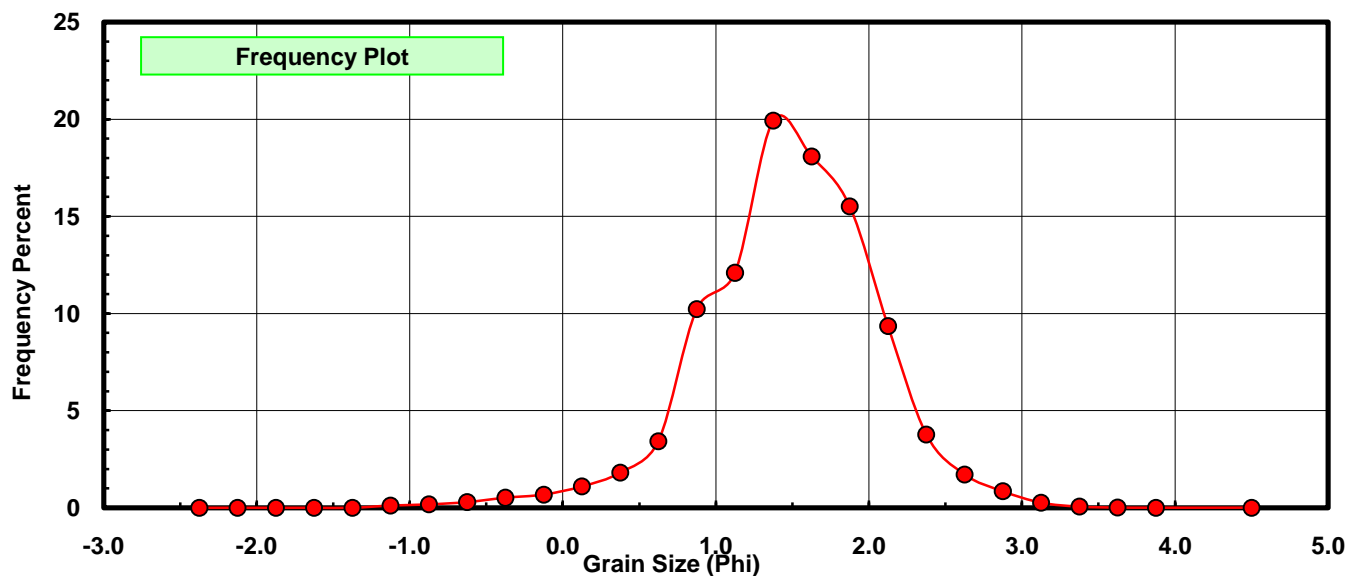
Sieve Size (phi)	Sieve Midpt (phi)	Weight (grams)	Freq Weight %	Cumulative Weight %
-2.25	-2.375	0.000	0.000	0.000
-2.00	-2.125	0.000	0.000	0.000
-1.75	-1.875	0.000	0.000	0.000
-1.50	-1.625	0.000	0.000	0.000
-1.25	-1.375	0.000	0.000	0.000
-1.00	-1.125	0.070	0.115	0.115
-0.75	-0.875	0.106	0.174	0.288
-0.50	-0.625	0.179	0.293	0.582
-0.25	-0.375	0.316	0.518	1.099
0.00	-0.125	0.415	0.680	1.779
0.25	0.125	0.672	1.101	2.880
0.50	0.375	1.104	1.809	4.688
0.75	0.625	2.094	3.430	8.119
1.00	0.875	6.241	10.224	18.343
1.25	1.125	7.384	12.096	30.439
1.50	1.375	12.164	19.927	50.366
1.75	1.625	11.039	18.084	68.450
2.00	1.875	9.467	15.509	83.959
2.25	2.125	5.709	9.352	93.311
2.50	2.375	2.305	3.776	97.087
2.75	2.625	1.049	1.718	98.806
3.00	2.875	0.519	0.850	99.656
3.25	3.125	0.160	0.262	99.918
3.50	3.375	0.036	0.059	99.977
3.75	3.625	0.007	0.011	99.989
4.00	3.875	0.003	0.005	99.993
5.00	4.50	0.004	0.007	100.000

Statistical Results			
Mean:	1.4754	phi	(0.3596 mm)
Standard Dev:	0.5834	phi-units	(0.6674 mm)
Skewness:	-0.5013	dimensionless	
Kurtosis:	4.4642	dimensionless	
5th Moment:	-7.2169	dimensionless	
6th Moment:	41.7848	dimensionless	
RARD *	0.3954	dimensionless	
Median	1.3704	phi	(0.3868 mm)

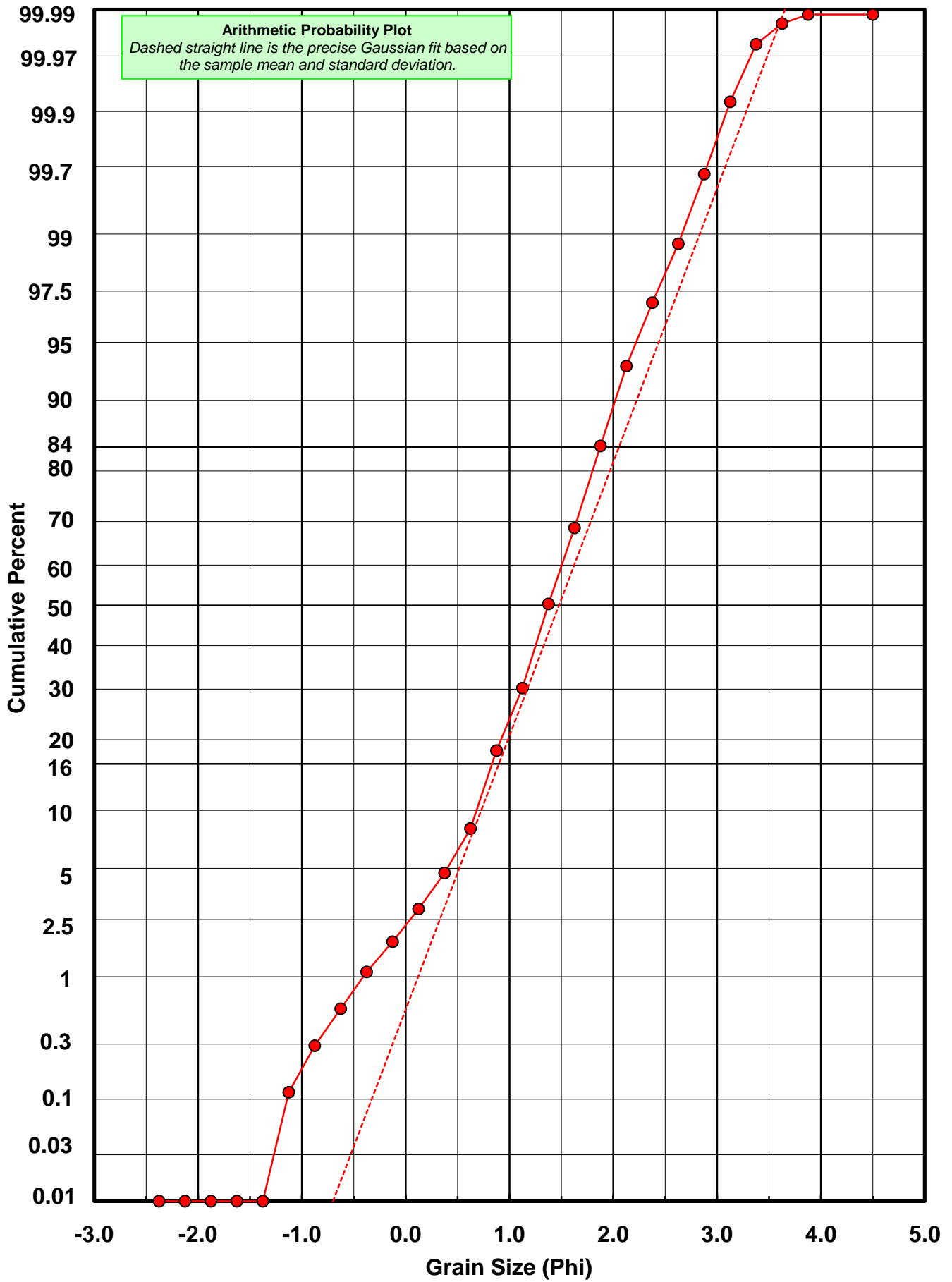
* RARD = reciprocal absolute relative dispersion (see below)

Statistical Explanation	
Calculations based on the Method of Moments	
Skewness: 3rd Stand. Moment; Exact Gaussian = 0.0	
Kurtosis: 4th Stand. Moment; Exact Gaussian = 3.0	
For Further Explanation, See Basille et al. 2002	
Millimeter data calculated by $mm = 2^{(-\phi)}$	

Reciprocal Absolute Relative Dispersion (RARD) Scale	
< 0.5	Excellent homogeneity (e.g., beaches)
0.5 to 1.0	Good homogeneity
1.0 to 1.33	Fair homogeneity
> 1.33	Poor homogeneity (e.g., glacial)



BV-70-BB



Carbonate Grain Size Distribution

Onshore Grab Sample

Sample: BV-70-BB

Total Carbonate Mass: 16.200 grams

% Carbonate: 26.5 %

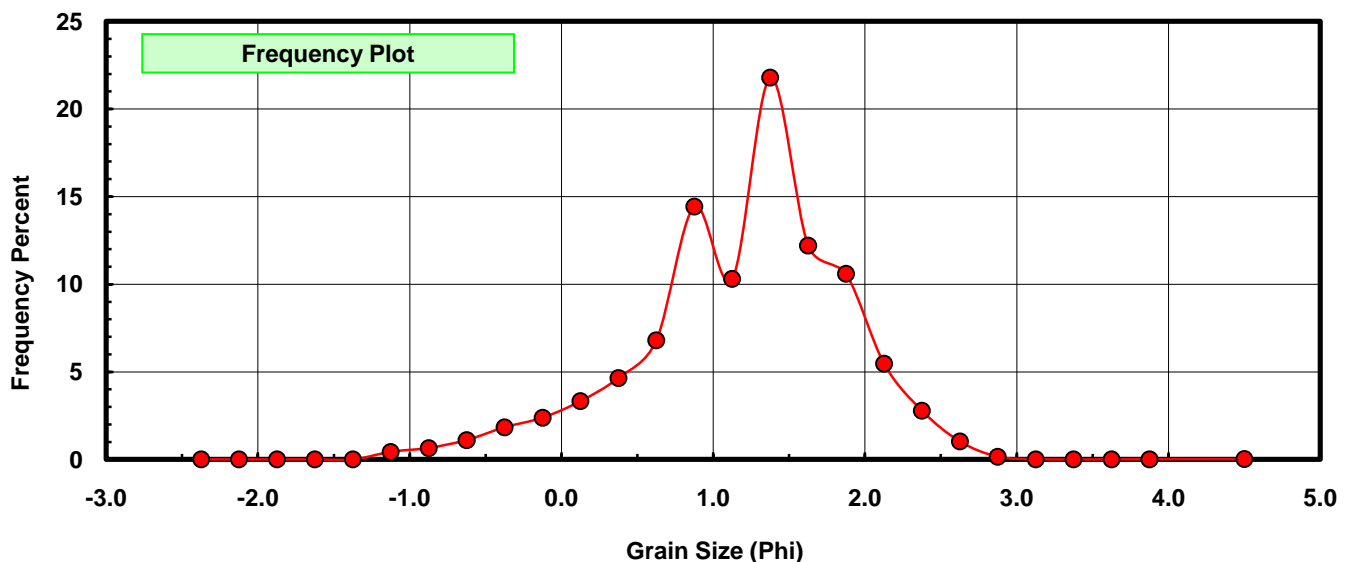
Sieve Size (phi)	Sieve Midpt (phi)	Weight (grams)	Freq Weight %	Cumulative Weight %
-2.25	-2.375	0.000	0.000	0.000
-2.00	-2.125	0.000	0.000	0.000
-1.75	-1.875	0.000	0.000	0.000
-1.50	-1.625	0.000	0.000	0.000
-1.25	-1.375	0.000	0.000	0.000
-1.00	-1.125	0.070	0.432	0.432
-0.75	-0.875	0.106	0.654	1.086
-0.50	-0.625	0.179	1.105	2.191
-0.25	-0.375	0.297	1.833	4.025
0.00	-0.125	0.386	2.383	6.407
0.25	0.125	0.539	3.327	9.735
0.50	0.375	0.754	4.654	14.389
0.75	0.625	1.102	6.802	21.191
1.00	0.875	2.338	14.432	35.623
1.25	1.125	1.669	10.302	45.926
1.50	1.375	3.530	21.790	67.716
1.75	1.625	1.978	12.210	79.926
2.00	1.875	1.716	10.593	90.519
2.25	2.125	0.887	5.475	95.994
2.50	2.375	0.451	2.784	98.778
2.75	2.625	0.166	1.025	99.802
3.00	2.875	0.025	0.154	99.957
3.25	3.125	0.002	0.012	99.969
3.50	3.375	0.000	0.000	99.969
3.75	3.625	0.000	0.000	99.969
4.00	3.875	0.002	0.012	99.981
5.00	4.500	0.003	0.019	100.000

Statistical Results			
Mean:	1.1911	phi	(0.438 mm)
Standard Dev:	0.7113	phi-units	(0.6108 mm)
Skewness:	-0.5960	dimensionless	
Kurtosis:	3.4455	dimensionless	
5th Moment:	-4.6117	dimensionless	
6th Moment:	21.1931	dimensionless	
RARD *	0.5972	dimensionless	
Median	1.1717	phi	(0.4439 mm)

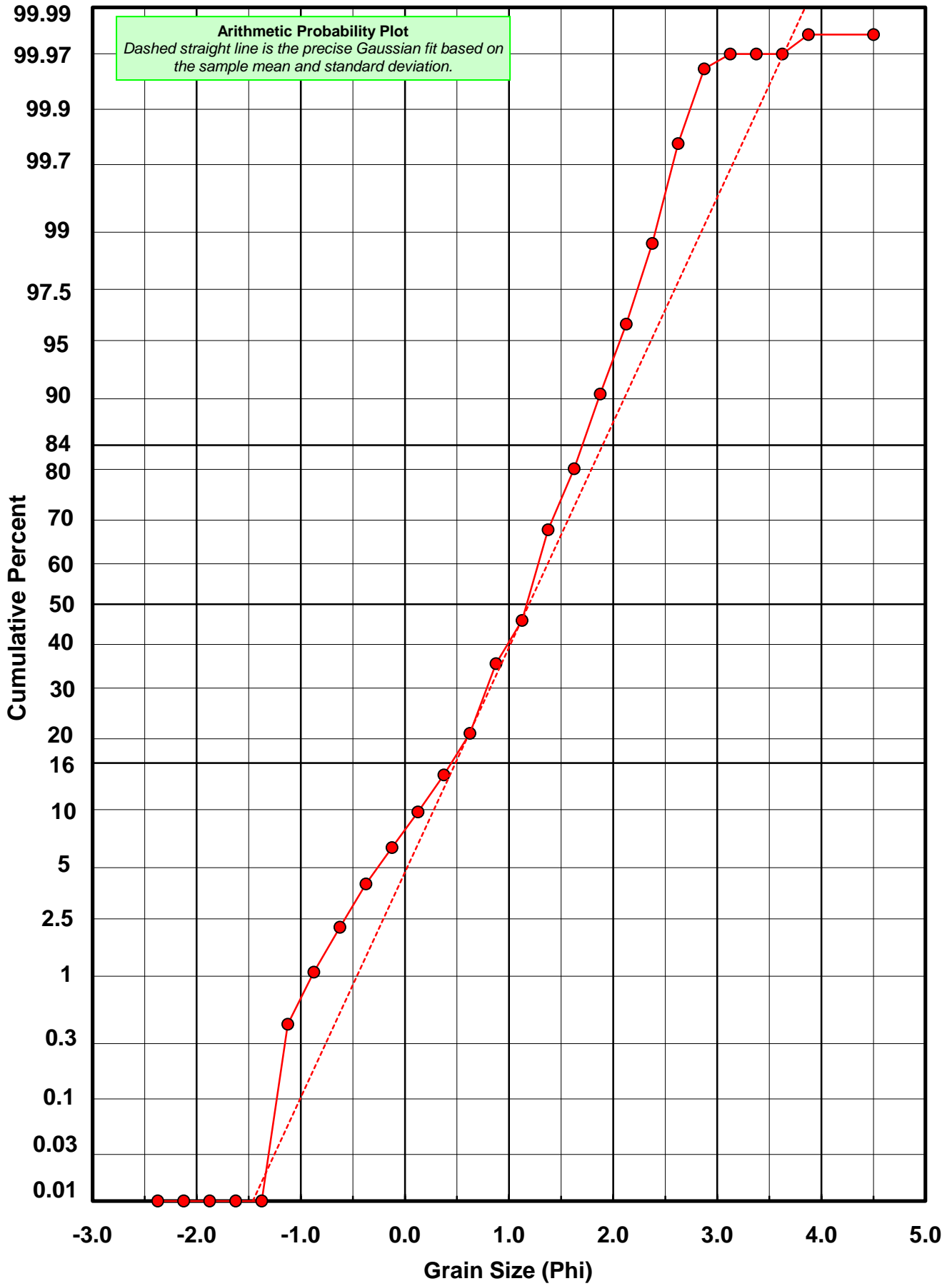
* RARD = reciprocal absolute relative dispersion (see below)

Statistical Explanation	
Calculations based on the Method of Moments	
Skewness: 3rd Stand. Moment; Exact Gaussian = 0.0	
Kurtosis: 4th Stand. Moment; Exact Gaussian = 3.0	
For Further Explanation, See Basille et al. 2002	
Millimeter data calculated by $mm = 2^{(-phi)}$	

Reciprocal Absolute Relative Dispersion (RARD) Scale	
< 0.5	Excellent homogeneity (e.g., beaches)
0.5 to 1.0	Good homogeneity
1.0 to 1.33	Fair homogeneity
> 1.33	Poor homogeneity (e.g., glacial)



BV-70-BB



Post-Digestion Grain Size Distribution

Onshore Grab Sample

Sample: BV-70-BB

Total Digested Mass: 44.844 grams

% Silica: 73.5 %

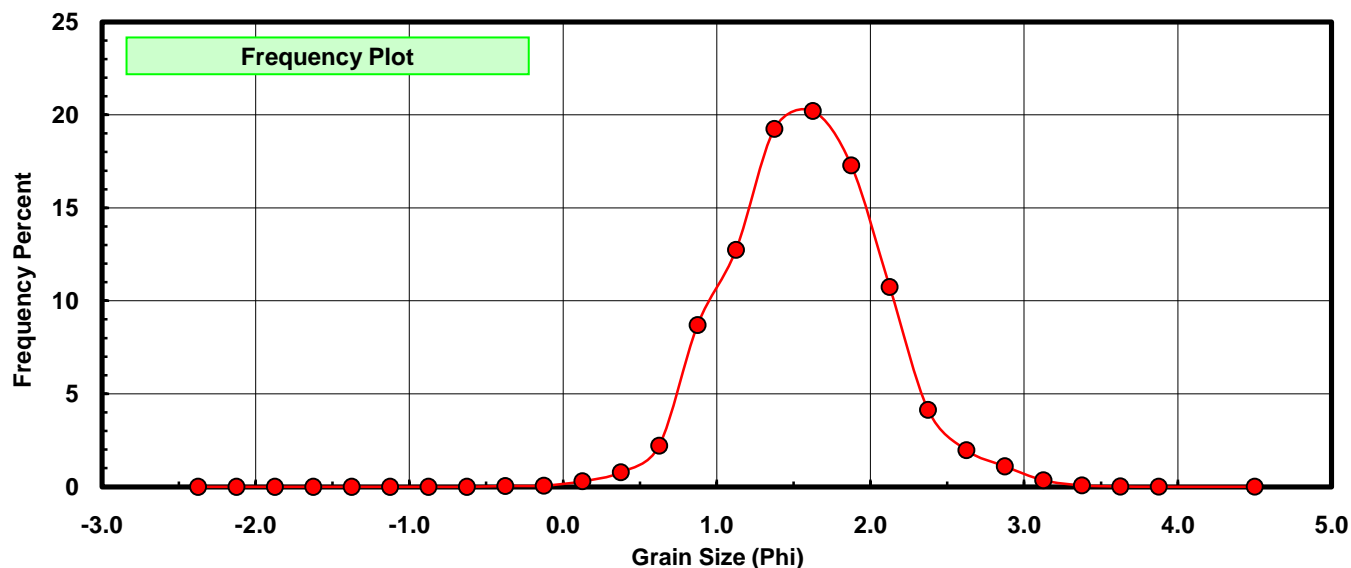
Sieve Size (phi)	Sieve Midpt (phi)	Weight (grams)	Freq Weight %	Cumulative Weight %
-2.25	-2.375	0.000	0.000	0.000
-2.00	-2.125	0.000	0.000	0.000
-1.75	-1.875	0.000	0.000	0.000
-1.50	-1.625	0.000	0.000	0.000
-1.25	-1.375	0.000	0.000	0.000
-1.00	-1.125	0.000	0.000	0.000
-0.75	-0.875	0.000	0.000	0.000
-0.50	-0.625	0.000	0.000	0.000
-0.25	-0.375	0.019	0.042	0.042
0.00	-0.125	0.029	0.065	0.107
0.25	0.125	0.133	0.297	0.404
0.50	0.375	0.350	0.780	1.184
0.75	0.625	0.992	2.212	3.396
1.00	0.875	3.903	8.704	12.100
1.25	1.125	5.715	12.744	24.844
1.50	1.375	8.634	19.253	44.097
1.75	1.625	9.061	20.206	64.303
2.00	1.875	7.751	17.284	81.587
2.25	2.125	4.822	10.753	92.340
2.50	2.375	1.854	4.134	96.474
2.75	2.625	0.883	1.969	98.443
3.00	2.875	0.494	1.102	99.545
3.25	3.125	0.158	0.352	99.897
3.50	3.375	0.036	0.080	99.978
3.75	3.625	0.008	0.018	99.996
4.00	3.875	0.001	0.002	99.998
5.00	4.500	0.001	0.002	100.000

Statistical Results			
Mean:	1.5782	phi	(0.3349 mm)
Standard Dev:	0.5001	phi-units	(0.707 mm)
Skewness:	0.1453	dimensionless	
Kurtosis:	3.3146	dimensionless	
5th Moment:	1.5636	dimensionless	
6th Moment:	20.6880	dimensionless	
RARD *	0.3169	dimensionless	
Median	1.4480	phi	(0.3665 mm)

* RARD = reciprocal absolute relative dispersion (see below)

Statistical Explanation	
Calculations based on the Method of Moments	
Skewness: 3rd Stand. Moment; Exact Gaussian = 0.0	
Kurtosis: 4th Stand. Moment; Exact Gaussian = 3.0	
For Further Explanation, See Basille et al. 2002	
Millimeter data calculated by $mm = 2^{(-\phi)}$	

Reciprocal Absolute Relative Dispersion (RARD) Scale	
< 0.5	Excellent homogeneity (e.g., beaches)
0.5 to 1.0	Good homogeneity
1.0 to 1.33	Fair homogeneity
> 1.33	Poor homogeneity (e.g., glacial)



BV-70-BB

