

Onshore Grab Sample

Sample: BV-59-BB
Sample Taken By: D. Phelps
Sample Collected On: 9/25/08
Splits? N/A

County: Brevard
Latitude: 28° 06' 0.1"
Longitude: 80° 34' 6.8"
Datum: WGS 84
Surf. Elev: N/A
Datum: N/A

Fine Data Summary

Total Sample Weight 65.012 grams
Total Fines in Sample 0.326 grams
Total Percent Fines 0.50 %

Dry Sieving Summary

Total Sample Weight 64.655 grams
Total Digested Weight 48.850 grams
Total Carbonate Weight 15.805 grams
Total Silica % 75.55 %
Total Carbonate % 24.45 %
Carbonate/Silica Ratio 0.324

General Comments:

None

Description

Worked By: M. Ladle

Pre-Digestion Grain Size Distribution

Onshore Grab Sample

Sample: BV-59-BB

Total Sample Mass: 64.655 grams

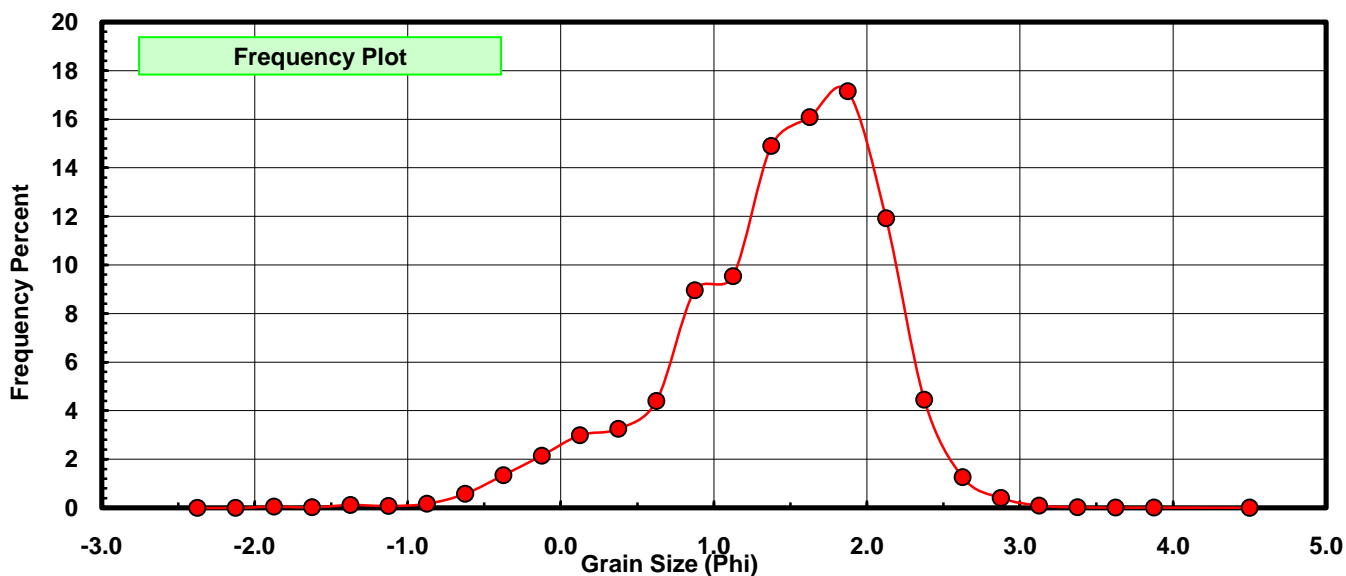
| Sieve Size (phi) | Sieve Midpt (phi) | Weight (grams) | Freq Weight % | Cumulative Weight % |
|------------------|-------------------|----------------|---------------|---------------------|
| -2.25 | -2.375 | 0.000 | 0.000 | 0.000 |
| -2.00 | -2.125 | 0.000 | 0.000 | 0.000 |
| -1.75 | -1.875 | 0.032 | 0.049 | 0.049 |
| -1.50 | -1.625 | 0.015 | 0.023 | 0.073 |
| -1.25 | -1.375 | 0.076 | 0.118 | 0.190 |
| -1.00 | -1.125 | 0.052 | 0.080 | 0.271 |
| -0.75 | -0.875 | 0.109 | 0.169 | 0.439 |
| -0.50 | -0.625 | 0.374 | 0.578 | 1.018 |
| -0.25 | -0.375 | 0.870 | 1.346 | 2.363 |
| 0.00 | -0.125 | 1.389 | 2.148 | 4.512 |
| 0.25 | 0.125 | 1.936 | 2.994 | 7.506 |
| 0.50 | 0.375 | 2.103 | 3.253 | 10.759 |
| 0.75 | 0.625 | 2.843 | 4.397 | 15.156 |
| 1.00 | 0.875 | 5.790 | 8.955 | 24.111 |
| 1.25 | 1.125 | 6.170 | 9.543 | 33.654 |
| 1.50 | 1.375 | 9.632 | 14.898 | 48.552 |
| 1.75 | 1.625 | 10.401 | 16.087 | 64.638 |
| 2.00 | 1.875 | 11.088 | 17.149 | 81.788 |
| 2.25 | 2.125 | 7.708 | 11.922 | 93.710 |
| 2.50 | 2.375 | 2.879 | 4.453 | 98.163 |
| 2.75 | 2.625 | 0.821 | 1.270 | 99.432 |
| 3.00 | 2.875 | 0.265 | 0.410 | 99.842 |
| 3.25 | 3.125 | 0.063 | 0.097 | 99.940 |
| 3.50 | 3.375 | 0.019 | 0.029 | 99.969 |
| 3.75 | 3.625 | 0.007 | 0.011 | 99.980 |
| 4.00 | 3.875 | 0.009 | 0.014 | 99.994 |
| 5.00 | 4.50 | 0.004 | 0.006 | 100.000 |

| Statistical Results | | | |
|---------------------|---------|---------------|-------------|
| Mean: | 1.4098 | phi | (0.3764 mm) |
| Standard Dev: | 0.6934 | phi-units | (0.6184 mm) |
| Skewness: | -0.8278 | dimensionless | |
| Kurtosis: | 3.8506 | dimensionless | |
| 5th Moment: | -7.8566 | dimensionless | |
| 6th Moment: | 30.9921 | dimensionless | |
| RARD * | 0.4919 | dimensionless | |
| Median | 1.3975 | phi | (0.3796 mm) |

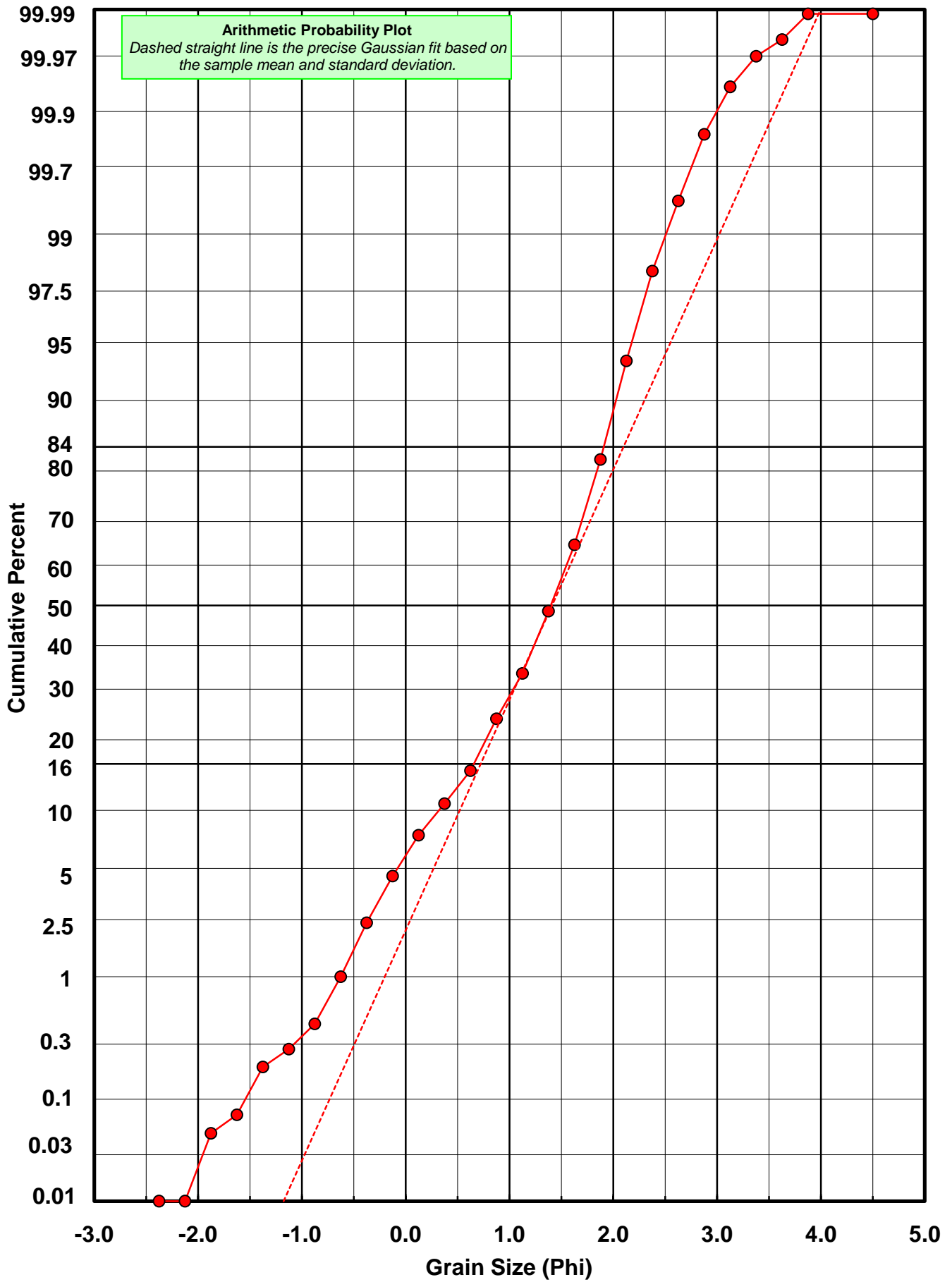
* RARD = reciprocal absolute relative dispersion (see below)

| Statistical Explanation | |
|---|--|
| Calculations based on the Method of Moments | |
| Skewness: 3rd Stand. Moment; Exact Gaussian = 0.0 | |
| Kurtosis: 4th Stand. Moment; Exact Gaussian = 3.0 | |
| For Further Explanation, See Basille et al. 2002 | |
| Millimeter data calculated by $mm = 2^{(-\phi)}$ | |

| Reciprocal Absolute Relative Dispersion (RARD) Scale | |
|--|---------------------------------------|
| < 0.5 | Excellent homogeneity (e.g., beaches) |
| 0.5 to 1.0 | Good homogeneity |
| 1.0 to 1.33 | Fair homogeneity |
| > 1.33 | Poor homogeneity (e.g., glacial) |



BV-59-BB



Carbonate Grain Size Distribution

Onshore Grab Sample

Sample: BV-59-BB

Total Carbonate Mass: 15.813 grams

% Carbonate: 24.4 %

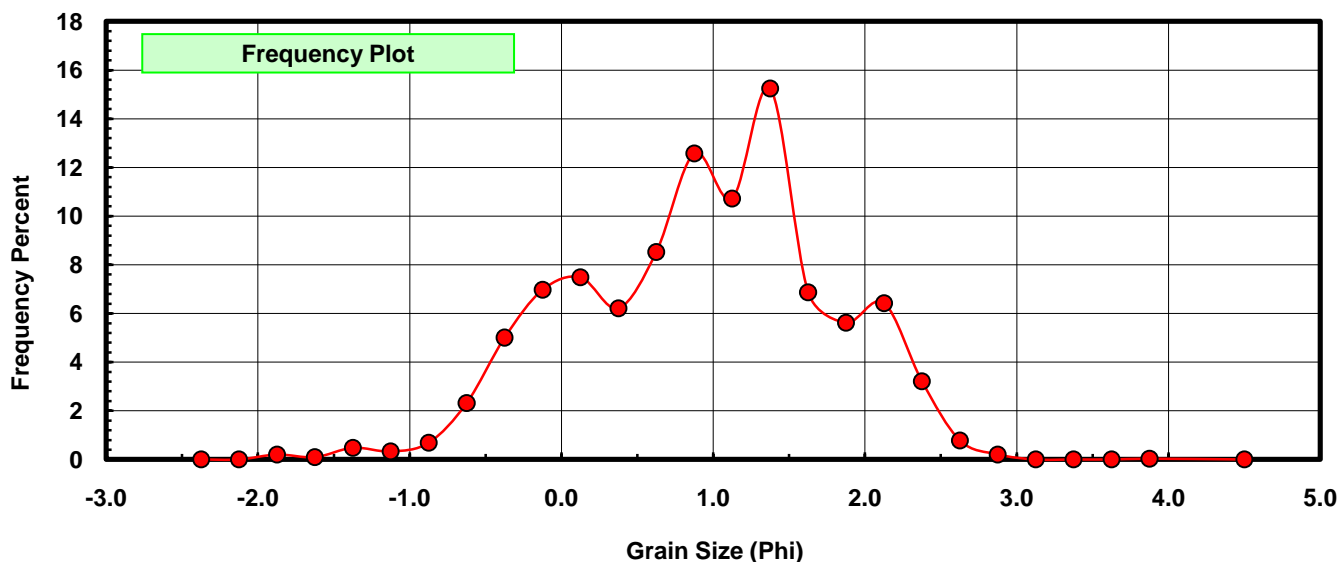
| Sieve Size (phi) | Sieve Midpt (phi) | Weight (grams) | Freq Weight % | Cumulative Weight % |
|------------------|-------------------|----------------|---------------|---------------------|
| -2.25 | -2.375 | 0.000 | 0.000 | 0.000 |
| -2.00 | -2.125 | 0.000 | 0.000 | 0.000 |
| -1.75 | -1.875 | 0.032 | 0.202 | 0.202 |
| -1.50 | -1.625 | 0.015 | 0.095 | 0.297 |
| -1.25 | -1.375 | 0.076 | 0.481 | 0.778 |
| -1.00 | -1.125 | 0.052 | 0.329 | 1.107 |
| -0.75 | -0.875 | 0.109 | 0.689 | 1.796 |
| -0.50 | -0.625 | 0.367 | 2.321 | 4.117 |
| -0.25 | -0.375 | 0.792 | 5.009 | 9.125 |
| 0.00 | -0.125 | 1.102 | 6.969 | 16.094 |
| 0.25 | 0.125 | 1.183 | 7.481 | 23.576 |
| 0.50 | 0.375 | 0.982 | 6.210 | 29.786 |
| 0.75 | 0.625 | 1.349 | 8.531 | 38.317 |
| 1.00 | 0.875 | 1.989 | 12.578 | 50.895 |
| 1.25 | 1.125 | 1.695 | 10.719 | 61.614 |
| 1.50 | 1.375 | 2.410 | 15.241 | 76.854 |
| 1.75 | 1.625 | 1.086 | 6.868 | 83.722 |
| 2.00 | 1.875 | 0.888 | 5.616 | 89.338 |
| 2.25 | 2.125 | 1.016 | 6.425 | 95.763 |
| 2.50 | 2.375 | 0.508 | 3.213 | 98.976 |
| 2.75 | 2.625 | 0.124 | 0.784 | 99.760 |
| 3.00 | 2.875 | 0.033 | 0.209 | 99.968 |
| 3.25 | 3.125 | 0.000 | 0.000 | 99.968 |
| 3.50 | 3.375 | 0.000 | 0.000 | 99.968 |
| 3.75 | 3.625 | 0.000 | 0.000 | 99.968 |
| 4.00 | 3.875 | 0.005 | 0.032 | 100.000 |
| 5.00 | 4.500 | 0.000 | 0.000 | 100.000 |

| Statistical Results | | | |
|---------------------|---------|---------------|-------------|
| Mean: | 0.9200 | phi | (0.5285 mm) |
| Standard Dev: | 0.8572 | phi-units | (0.552 mm) |
| Skewness: | -0.2499 | dimensionless | |
| Kurtosis: | 2.5474 | dimensionless | |
| 5th Moment: | -1.8980 | dimensionless | |
| 6th Moment: | 11.1179 | dimensionless | |
| RARD * | 0.9317 | dimensionless | |
| Median | 0.8572 | phi | (0.552 mm) |

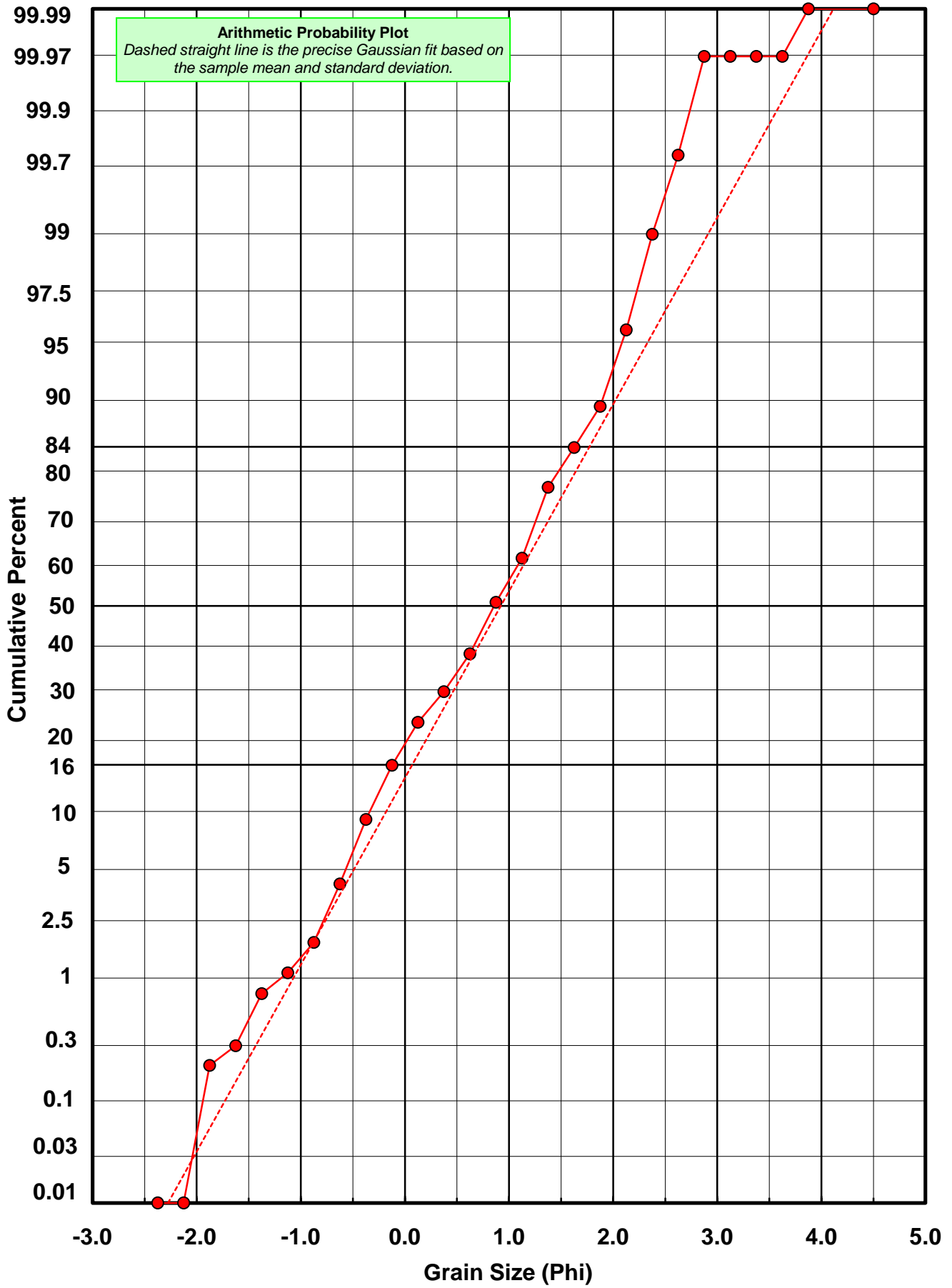
* RARD = reciprocal absolute relative dispersion (see below)

| Statistical Explanation | |
|---|--|
| Calculations based on the Method of Moments | |
| Skewness: 3rd Stand. Moment; Exact Gaussian = 0.0 | |
| Kurtosis: 4th Stand. Moment; Exact Gaussian = 3.0 | |
| For Further Explanation, See Basille et al. 2002 | |
| Millimeter data calculated by $mm = 2^{(-phi)}$ | |

| Reciprocal Absolute Relative Dispersion (RARD) Scale | |
|--|---------------------------------------|
| < 0.5 | Excellent homogeneity (e.g., beaches) |
| 0.5 to 1.0 | Good homogeneity |
| 1.0 to 1.33 | Fair homogeneity |
| > 1.33 | Poor homogeneity (e.g., glacial) |



BV-59-BB



Post-Digestion Grain Size Distribution

Onshore Grab Sample

Sample: BV-59-BB

Total Digested Mass: 48.850 grams

% Silica: 75.6 %

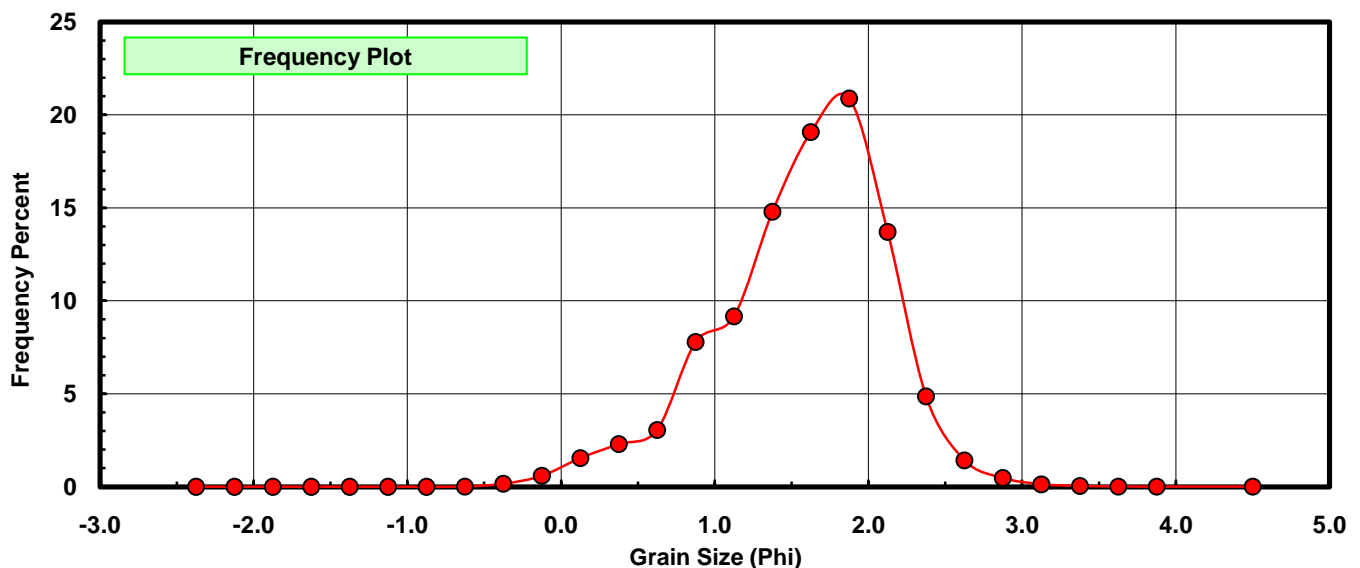
| Sieve Size (phi) | Sieve Midpt (phi) | Weight (grams) | Freq Weight % | Cumulative Weight % |
|------------------|-------------------|----------------|---------------|---------------------|
| -2.25 | -2.375 | 0.000 | 0.000 | 0.000 |
| -2.00 | -2.125 | 0.000 | 0.000 | 0.000 |
| -1.75 | -1.875 | 0.000 | 0.000 | 0.000 |
| -1.50 | -1.625 | 0.000 | 0.000 | 0.000 |
| -1.25 | -1.375 | 0.000 | 0.000 | 0.000 |
| -1.00 | -1.125 | 0.000 | 0.000 | 0.000 |
| -0.75 | -0.875 | 0.000 | 0.000 | 0.000 |
| -0.50 | -0.625 | 0.007 | 0.014 | 0.014 |
| -0.25 | -0.375 | 0.078 | 0.160 | 0.174 |
| 0.00 | -0.125 | 0.287 | 0.588 | 0.762 |
| 0.25 | 0.125 | 0.753 | 1.541 | 2.303 |
| 0.50 | 0.375 | 1.121 | 2.295 | 4.598 |
| 0.75 | 0.625 | 1.494 | 3.058 | 7.656 |
| 1.00 | 0.875 | 3.801 | 7.781 | 15.437 |
| 1.25 | 1.125 | 4.475 | 9.161 | 24.598 |
| 1.50 | 1.375 | 7.222 | 14.784 | 39.382 |
| 1.75 | 1.625 | 9.315 | 19.069 | 58.450 |
| 2.00 | 1.875 | 10.200 | 20.880 | 79.331 |
| 2.25 | 2.125 | 6.692 | 13.699 | 93.030 |
| 2.50 | 2.375 | 2.371 | 4.854 | 97.883 |
| 2.75 | 2.625 | 0.697 | 1.427 | 99.310 |
| 3.00 | 2.875 | 0.232 | 0.475 | 99.785 |
| 3.25 | 3.125 | 0.066 | 0.135 | 99.920 |
| 3.50 | 3.375 | 0.022 | 0.045 | 99.965 |
| 3.75 | 3.625 | 0.008 | 0.016 | 99.982 |
| 4.00 | 3.875 | 0.004 | 0.008 | 99.990 |
| 5.00 | 4.500 | 0.005 | 0.010 | 100.000 |

| Statistical Results | | | |
|---------------------|---------|---------------|-------------|
| Mean: | 1.5686 | phi | (0.3371 mm) |
| Standard Dev: | 0.5549 | phi-units | (0.6807 mm) |
| Skewness: | -0.5537 | dimensionless | |
| Kurtosis: | 3.5175 | dimensionless | |
| 5th Moment: | -4.0155 | dimensionless | |
| 6th Moment: | 23.1940 | dimensionless | |
| RARD * | 0.3537 | dimensionless | |
| Median | 1.5142 | phi | (0.3501 mm) |

* RARD = reciprocal absolute relative dispersion (see below)

| Statistical Explanation | |
|---|--|
| Calculations based on the Method of Moments | |
| Skewness: 3rd Stand. Moment; Exact Gaussian = 0.0 | |
| Kurtosis: 4th Stand. Moment; Exact Gaussian = 3.0 | |
| For Further Explanation, See Basille et al. 2002 | |
| Millimeter data calculated by $mm = 2^{-(\phi)}$ | |

| Reciprocal Absolute Relative Dispersion (RARD) Scale | |
|--|---------------------------------------|
| < 0.5 | Excellent homogeneity (e.g., beaches) |
| 0.5 to 1.0 | Good homogeneity |
| 1.0 to 1.33 | Fair homogeneity |
| > 1.33 | Poor homogeneity (e.g., glacial) |



BV-59-BB

