

Onshore Grab Sample

Sample: BV-56-BB
Sample Taken By: D. Phelps
Sample Collected On: 9/25/08
Splits? N/A

County: Brevard
Latitude: 28° 08' 19.5"
Longitude: 80° 34' 47.8"
Datum: WGS 84
Surf. Elev: N/A
Datum: N/A

Fine Data Summary

Total Sample Weight 51.521 grams
Total Fines in Sample 0.157 grams
Total Percent Fines 0.30 %

Dry Sieving Summary

Total Sample Weight 51.322 grams
Total Digested Weight 44.435 grams
Total Carbonate Weight 6.887 grams
Total Silica % 86.58 %
Total Carbonate % 13.42 %
Carbonate/Silica Ratio 0.155

General Comments:

None

Description

Worked By: M. Ladle

Pre-Digestion Grain Size Distribution

Onshore Grab Sample

Sample: BV-56-BB

Total Sample Mass: 51.322 grams

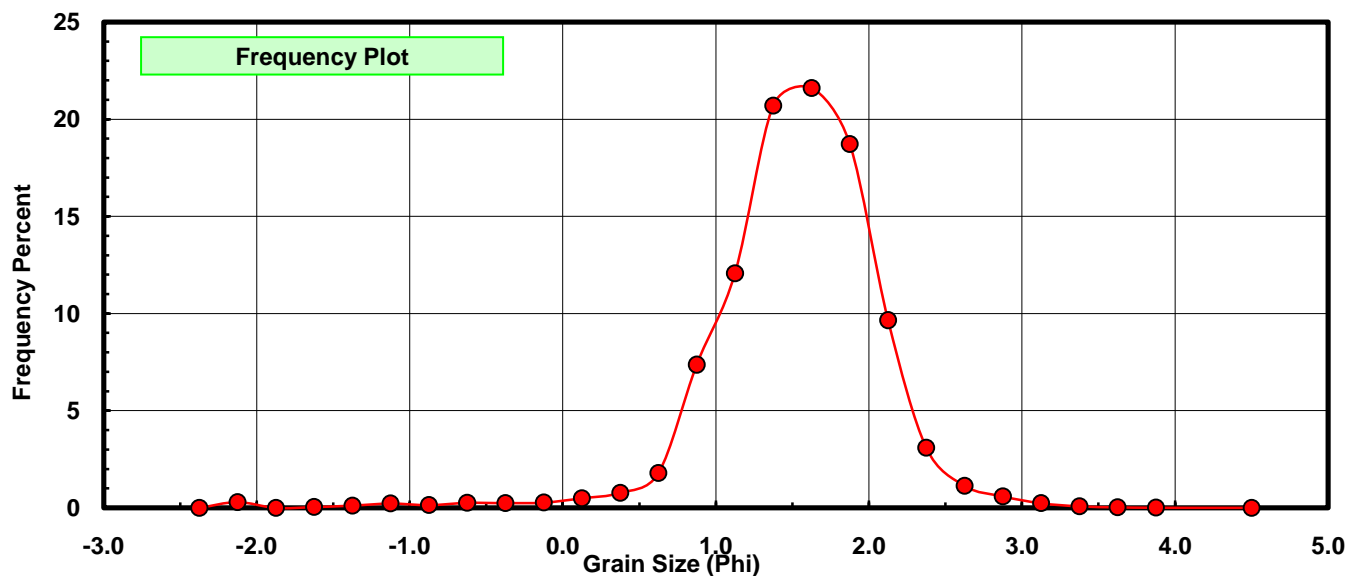
Sieve Size (phi)	Sieve Midpt (phi)	Weight (grams)	Freq Weight %	Cumulative Weight %
-2.25	-2.375	0.000	0.000	0.000
-2.00	-2.125	0.154	0.300	0.300
-1.75	-1.875	0.000	0.000	0.300
-1.50	-1.625	0.022	0.043	0.343
-1.25	-1.375	0.062	0.121	0.464
-1.00	-1.125	0.115	0.224	0.688
-0.75	-0.875	0.075	0.146	0.834
-0.50	-0.625	0.133	0.259	1.093
-0.25	-0.375	0.128	0.249	1.343
0.00	-0.125	0.140	0.273	1.615
0.25	0.125	0.255	0.497	2.112
0.50	0.375	0.398	0.775	2.888
0.75	0.625	0.919	1.791	4.678
1.00	0.875	3.782	7.369	12.047
1.25	1.125	6.195	12.071	24.118
1.50	1.375	10.623	20.699	44.817
1.75	1.625	11.090	21.609	66.426
2.00	1.875	9.613	18.731	85.156
2.25	2.125	4.957	9.659	94.815
2.50	2.375	1.585	3.088	97.903
2.75	2.625	0.583	1.136	99.039
3.00	2.875	0.304	0.592	99.632
3.25	3.125	0.123	0.240	99.871
3.50	3.375	0.042	0.082	99.953
3.75	3.625	0.016	0.031	99.984
4.00	3.875	0.005	0.010	99.994
5.00	4.50	0.003	0.006	100.000

Statistical Results			
Mean:	1.5240	phi	(0.3477 mm)
Standard Dev:	0.5665	phi-units	(0.6753 mm)
Skewness:	-1.5345	dimensionless	
Kurtosis:	10.8309	dimensionless	
5th Moment:	-50.0334	dimensionless	
6th Moment:	308.5820	dimensionless	
RARD *	0.3717	dimensionless	
Median	1.4350	phi	(0.3699 mm)

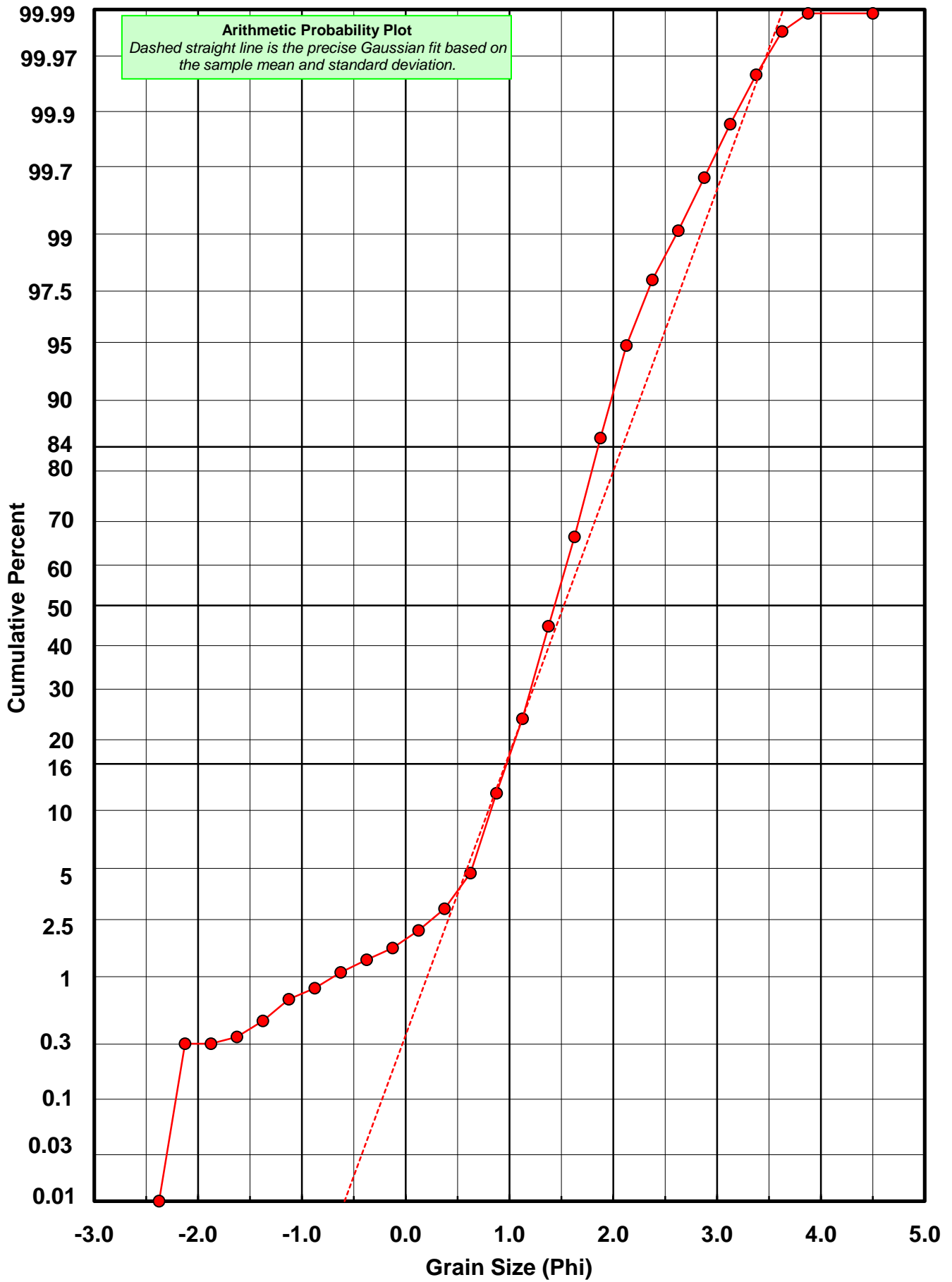
* RARD = reciprocal absolute relative dispersion (see below)

Statistical Explanation	
Calculations based on the Method of Moments	
Skewness: 3rd Stand. Moment; Exact Gaussian = 0.0	
Kurtosis: 4th Stand. Moment; Exact Gaussian = 3.0	
For Further Explanation, See Basille et al. 2002	
Millimeter data calculated by $mm = 2^{(-\phi)}$	

Reciprocal Absolute Relative Dispersion (RARD) Scale	
< 0.5	Excellent homogeneity (e.g., beaches)
0.5 to 1.0	Good homogeneity
1.0 to 1.33	Fair homogeneity
> 1.33	Poor homogeneity (e.g., glacial)



BV-56-BB



Carbonate Grain Size Distribution

Onshore Grab Sample

Sample: BV-56-BB

Total Carbonate Mass: 6.887 grams

% Carbonate: 13.4 %

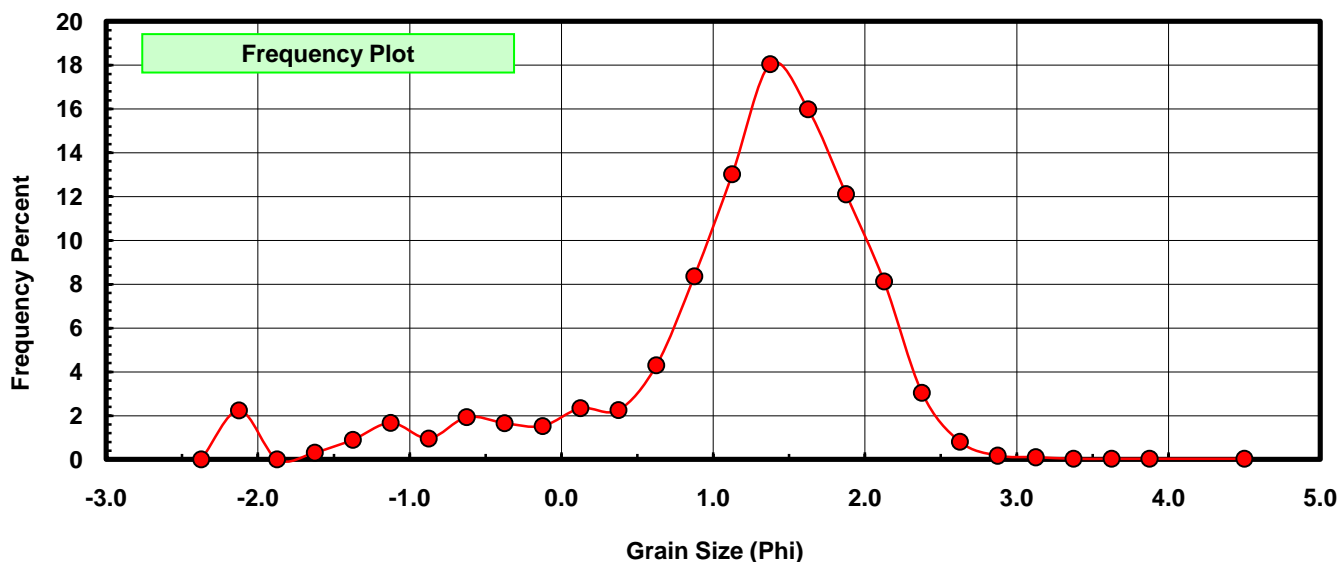
Sieve Size (phi)	Sieve Midpt (phi)	Weight (grams)	Freq Weight %	Cumulative Weight %
-2.25	-2.375	0.000	0.000	0.000
-2.00	-2.125	0.154	2.236	2.236
-1.75	-1.875	0.000	0.000	2.236
-1.50	-1.625	0.022	0.319	2.556
-1.25	-1.375	0.062	0.900	3.456
-1.00	-1.125	0.115	1.670	5.126
-0.75	-0.875	0.066	0.958	6.084
-0.50	-0.625	0.133	1.931	8.015
-0.25	-0.375	0.114	1.655	9.670
0.00	-0.125	0.105	1.525	11.195
0.25	0.125	0.161	2.338	13.533
0.50	0.375	0.155	2.251	15.783
0.75	0.625	0.296	4.298	20.081
1.00	0.875	0.576	8.364	28.445
1.25	1.125	0.897	13.025	41.469
1.50	1.375	1.243	18.048	59.518
1.75	1.625	1.101	15.987	75.505
2.00	1.875	0.834	12.110	87.614
2.25	2.125	0.560	8.131	95.746
2.50	2.375	0.210	3.049	98.795
2.75	2.625	0.056	0.813	99.608
3.00	2.875	0.012	0.174	99.782
3.25	3.125	0.007	0.102	99.884
3.50	3.375	0.002	0.029	99.913
3.75	3.625	0.002	0.029	99.942
4.00	3.875	0.002	0.029	99.971
5.00	4.500	0.002	0.029	100.000

Statistical Results			
Mean:	1.1597	phi	(0.4476 mm)
Standard Dev:	0.9462	phi-units	(0.519 mm)
Skewness:	-1.5096	dimensionless	
Kurtosis:	5.5750	dimensionless	
5th Moment:	-15.1490	dimensionless	
6th Moment:	51.4814	dimensionless	
RARD *	0.8159	dimensionless	
Median	1.2432	phi	(0.4224 mm)

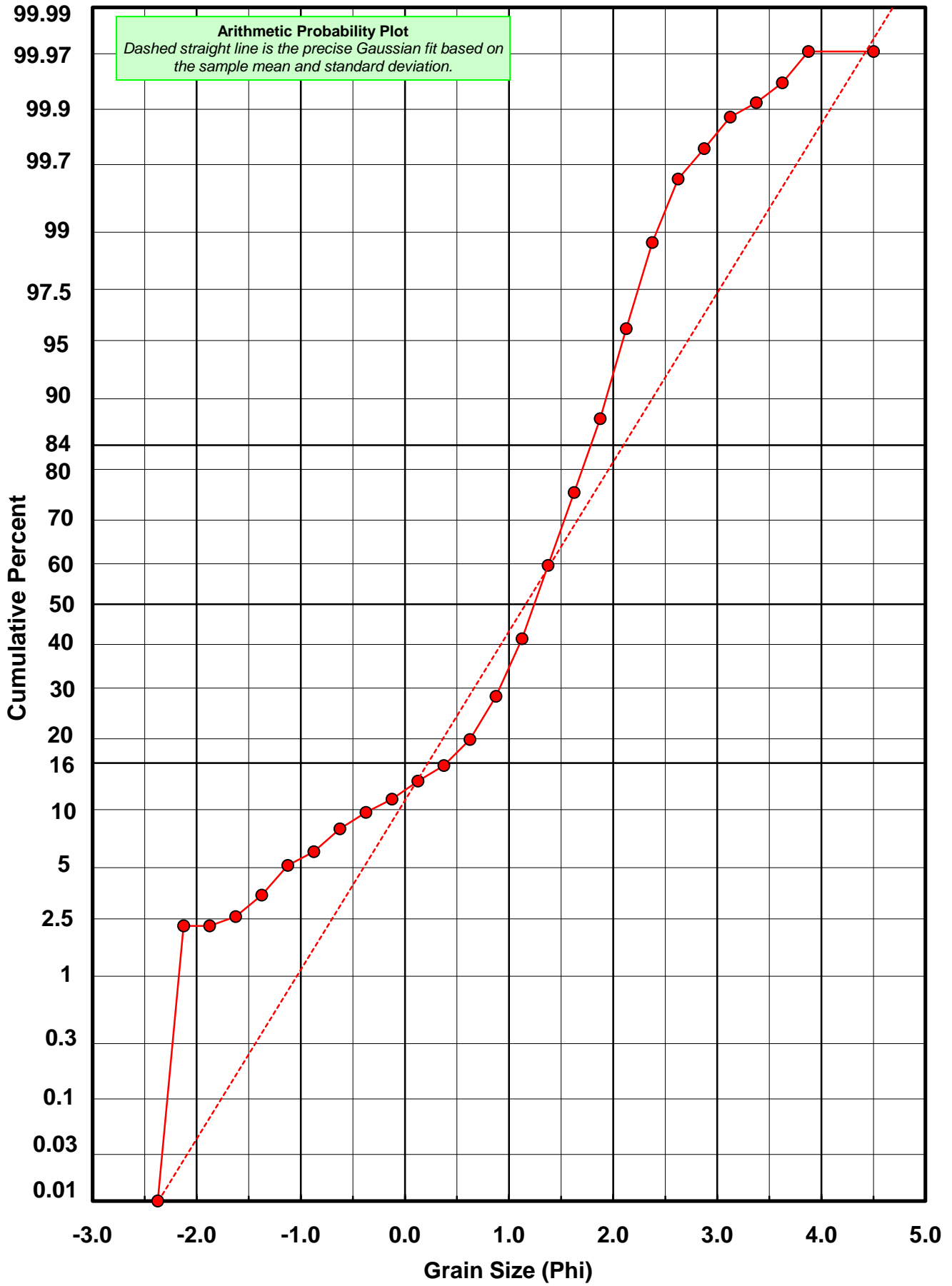
* RARD = reciprocal absolute relative dispersion (see below)

Statistical Explanation	
Calculations based on the Method of Moments	
Skewness: 3rd Stand. Moment; Exact Gaussian = 0.0	
Kurtosis: 4th Stand. Moment; Exact Gaussian = 3.0	
For Further Explanation, See Basille et al. 2002	
Millimeter data calculated by $mm = 2^{(-\phi)}$	

Reciprocal Absolute Relative Dispersion (RARD) Scale	
< 0.5	Excellent homogeneity (e.g., beaches)
0.5 to 1.0	Good homogeneity
1.0 to 1.33	Fair homogeneity
> 1.33	Poor homogeneity (e.g., glacial)



BV-56-BB



Post-Digestion Grain Size Distribution

Onshore Grab Sample

Sample: BV-56-BB

Total Digested Mass: 44.435 grams

% Silica: 86.6 %

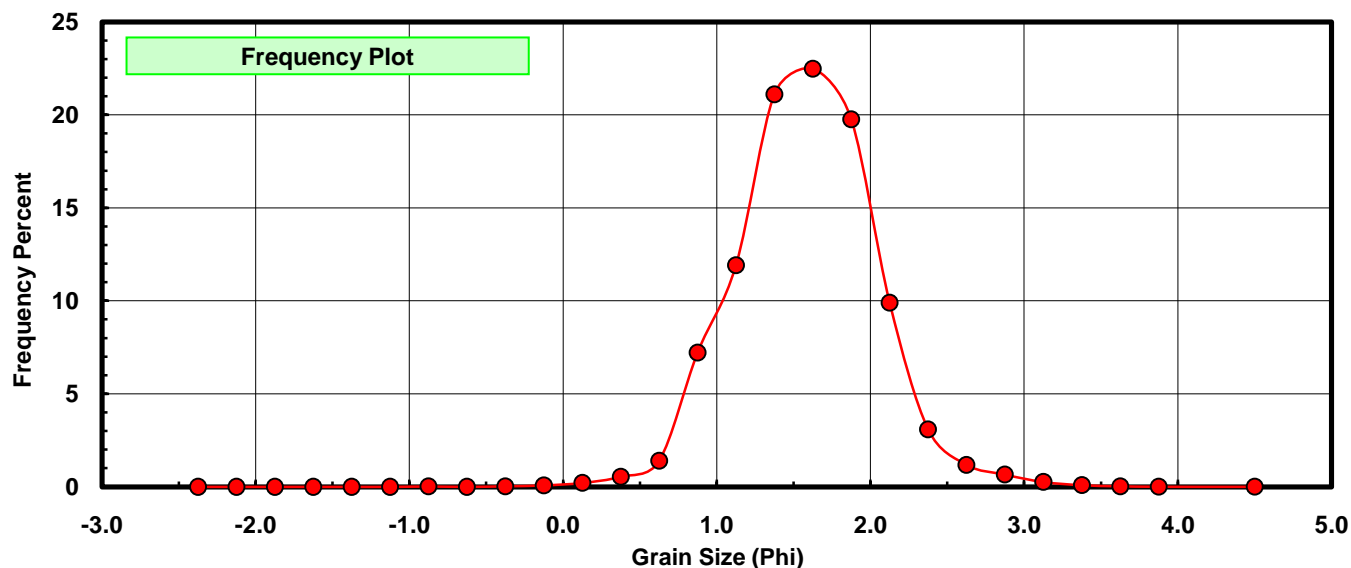
Sieve Size (phi)	Sieve Midpt (phi)	Weight (grams)	Freq Weight %	Cumulative Weight %
-2.25	-2.375	0.000	0.000	0.000
-2.00	-2.125	0.000	0.000	0.000
-1.75	-1.875	0.000	0.000	0.000
-1.50	-1.625	0.000	0.000	0.000
-1.25	-1.375	0.000	0.000	0.000
-1.00	-1.125	0.000	0.000	0.000
-0.75	-0.875	0.009	0.020	0.020
-0.50	-0.625	0.000	0.000	0.020
-0.25	-0.375	0.014	0.032	0.052
0.00	-0.125	0.035	0.079	0.131
0.25	0.125	0.094	0.212	0.342
0.50	0.375	0.243	0.547	0.889
0.75	0.625	0.623	1.402	2.291
1.00	0.875	3.206	7.215	9.506
1.25	1.125	5.298	11.923	21.429
1.50	1.375	9.380	21.109	42.539
1.75	1.625	9.989	22.480	65.019
2.00	1.875	8.779	19.757	84.776
2.25	2.125	4.397	9.895	94.671
2.50	2.375	1.375	3.094	97.765
2.75	2.625	0.527	1.186	98.951
3.00	2.875	0.292	0.657	99.608
3.25	3.125	0.116	0.261	99.869
3.50	3.375	0.040	0.090	99.959
3.75	3.625	0.014	0.032	99.991
4.00	3.875	0.003	0.007	99.998
5.00	4.500	0.001	0.002	100.000

Statistical Results			
Mean:	1.5804	phi	(0.3344 mm)
Standard Dev:	0.4534	phi-units	(0.7303 mm)
Skewness:	0.0793	dimensionless	
Kurtosis:	3.9484	dimensionless	
5th Moment:	1.1366	dimensionless	
6th Moment:	36.3000	dimensionless	
RARD *	0.2869	dimensionless	
Median	1.4580	phi	(0.364 mm)

* RARD = reciprocal absolute relative dispersion (see below)

Statistical Explanation	
Calculations based on the Method of Moments	
Skewness: 3rd Stand. Moment; Exact Gaussian = 0.0	
Kurtosis: 4th Stand. Moment; Exact Gaussian = 3.0	
For Further Explanation, See Basille et al. 2002	
Millimeter data calculated by $mm = 2^{(-\phi)}$	

Reciprocal Absolute Relative Dispersion (RARD) Scale	
< 0.5	Excellent homogeneity (e.g., beaches)
0.5 to 1.0	Good homogeneity
1.0 to 1.33	Fair homogeneity
> 1.33	Poor homogeneity (e.g., glacial)



BV-56-BB

