

Onshore Grab Sample

Sample: BV-46-BB
Sample Taken By: D. Phelps
Sample Collected On: 9/26/08
Splits? N/A

County: Brevard
Latitude: 28° 15' 58.7"
Longitude: 80° 36' 18.5"
Datum: WGS 84
Surf. Elev: N/A
Datum: N/A

Fine Data Summary

Total Sample Weight	57.677 grams
Total Fines in Sample	0.609 grams
Total Percent Fines	1.04 %

Dry Sieving Summary

Total Sample Weight	57.148 grams
Total Digested Weight	35.692 grams
Total Carbonate Weight	21.456 grams
Total Silica %	62.46 %
Total Carbonate %	37.54 %
Carbonate/Silica Ratio	0.601

General Comments:

None

Description

Worked By: M. Ladle

Pre-Digestion Grain Size Distribution

Onshore Grab Sample

Sample: BV-46-BB

Total Sample Mass: 57.148 grams

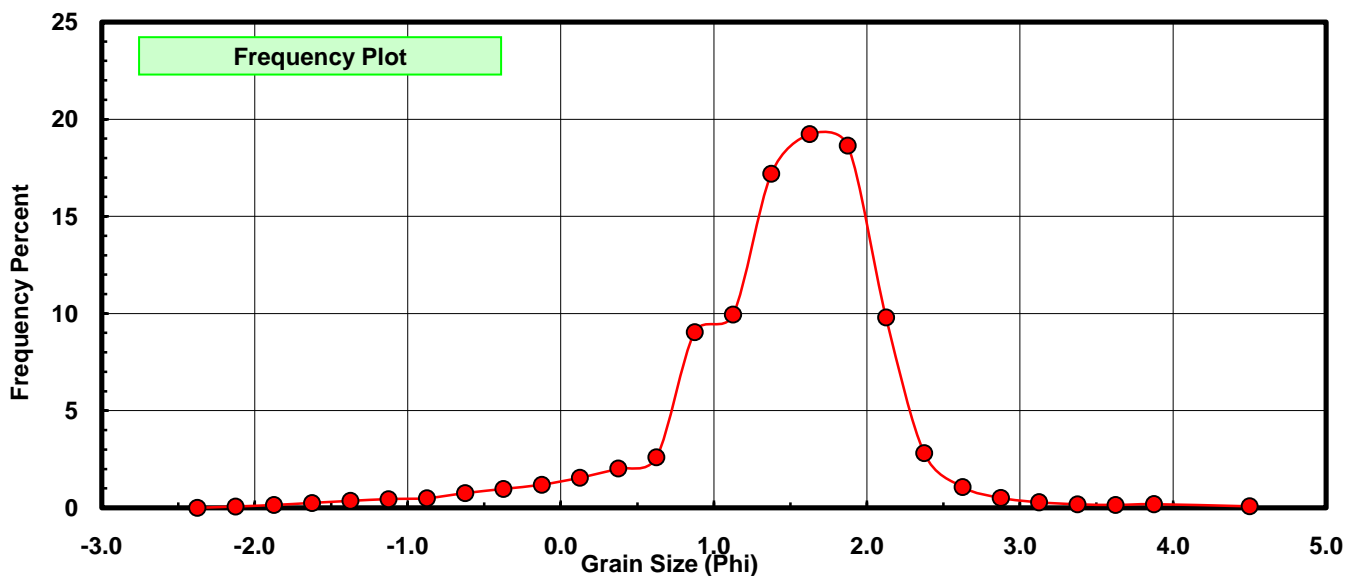
Sieve Size (phi)	Sieve Midpt (phi)	Weight (grams)	Freq Weight %	Cumulative Weight %
-2.25	-2.375	0.000	0.000	0.000
-2.00	-2.125	0.039	0.068	0.068
-1.75	-1.875	0.083	0.145	0.213
-1.50	-1.625	0.145	0.254	0.467
-1.25	-1.375	0.205	0.359	0.826
-1.00	-1.125	0.258	0.451	1.277
-0.75	-0.875	0.285	0.499	1.776
-0.50	-0.625	0.433	0.758	2.534
-0.25	-0.375	0.557	0.975	3.508
0.00	-0.125	0.680	1.190	4.698
0.25	0.125	0.887	1.552	6.250
0.50	0.375	1.154	2.019	8.270
0.75	0.625	1.487	2.602	10.872
1.00	0.875	5.169	9.045	19.917
1.25	1.125	5.680	9.939	29.856
1.50	1.375	9.827	17.196	47.052
1.75	1.625	10.989	19.229	66.281
2.00	1.875	10.653	18.641	84.922
2.25	2.125	5.599	9.797	94.719
2.50	2.375	1.605	2.808	97.527
2.75	2.625	0.614	1.074	98.602
3.00	2.875	0.293	0.513	99.115
3.25	3.125	0.164	0.287	99.402
3.50	3.375	0.105	0.184	99.585
3.75	3.625	0.085	0.149	99.734
4.00	3.875	0.108	0.189	99.923
5.00	4.50	0.044	0.077	100.000

Statistical Results			
Mean:	1.4318	phi	(0.3707 mm)
Standard Dev:	0.7218	phi-units	(0.6063 mm)
Skewness:	-1.1646	dimensionless	
Kurtosis:	6.6661	dimensionless	
5th Moment:	-16.2135	dimensionless	
6th Moment:	84.9358	dimensionless	
RARD *	0.5041	dimensionless	
Median	1.4133	phi	(0.3754 mm)

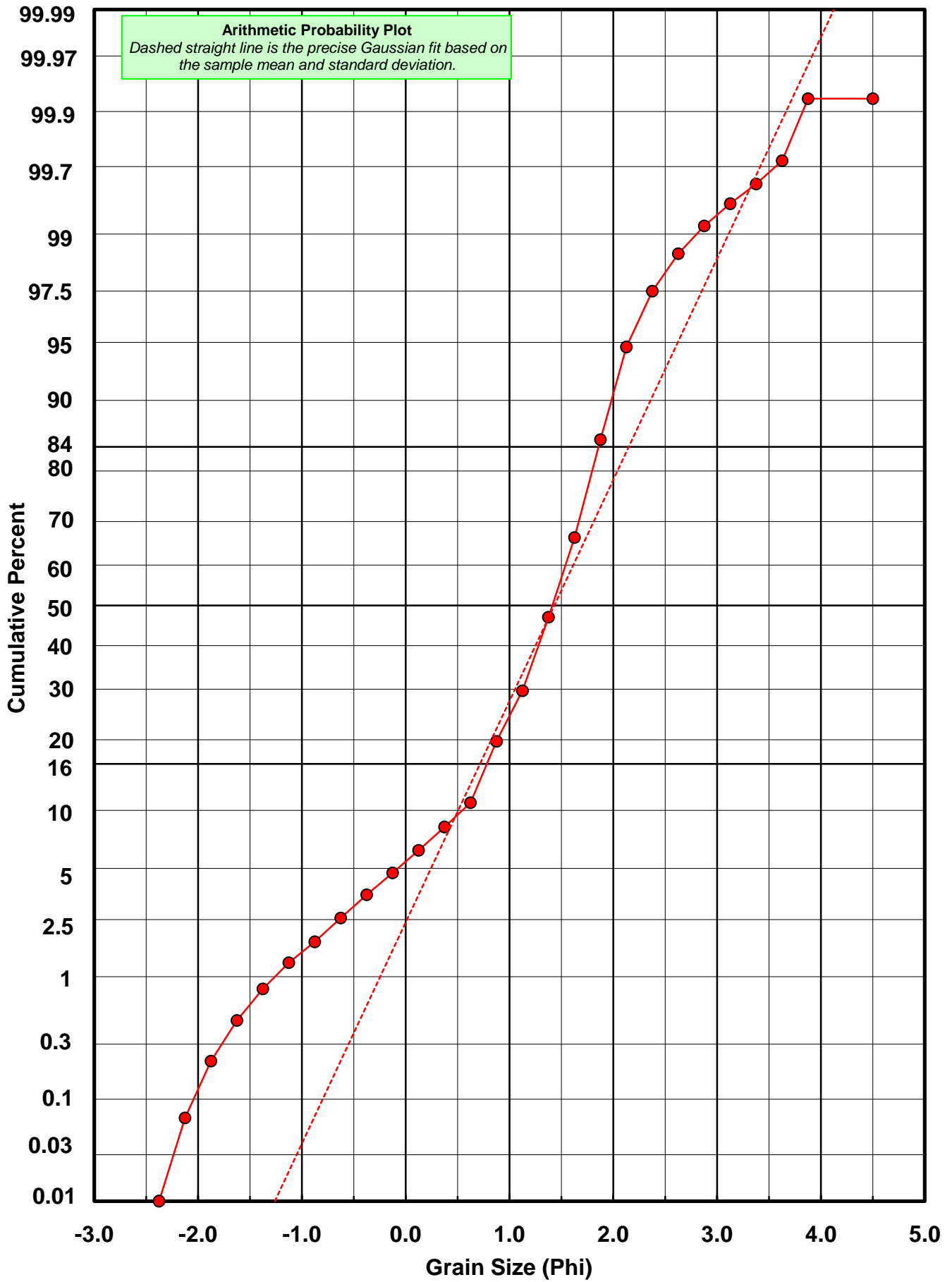
* RARD = reciprocal absolute relative dispersion (see below)

Statistical Explanation
Calculations based on the Method of Moments
Skewness: 3rd Stand. Moment; Exact Gaussian = 0.0
Kurtosis: 4th Stand. Moment; Exact Gaussian = 3.0
For Further Explanation, See Basille et al. 2002
Millimeter data calculated by $mm = 2^{(-phi)}$

Reciprocal Absolute Relative Dispersion (RARD) Scale	
< 0.5	Excellent homogeneity (e.g., beaches)
0.5 to 1.0	Good homogeneity
1.0 to 1.33	Fair homogeneity
> 1.33	Poor homogeneity (e.g., glacial)



BV-46-BB



Carbonate Grain Size Distribution

Onshore Grab Sample

Sample: BV-46-BB

Total Carbonate Mass: 21.456 grams

% Carbonate: 37.5 %

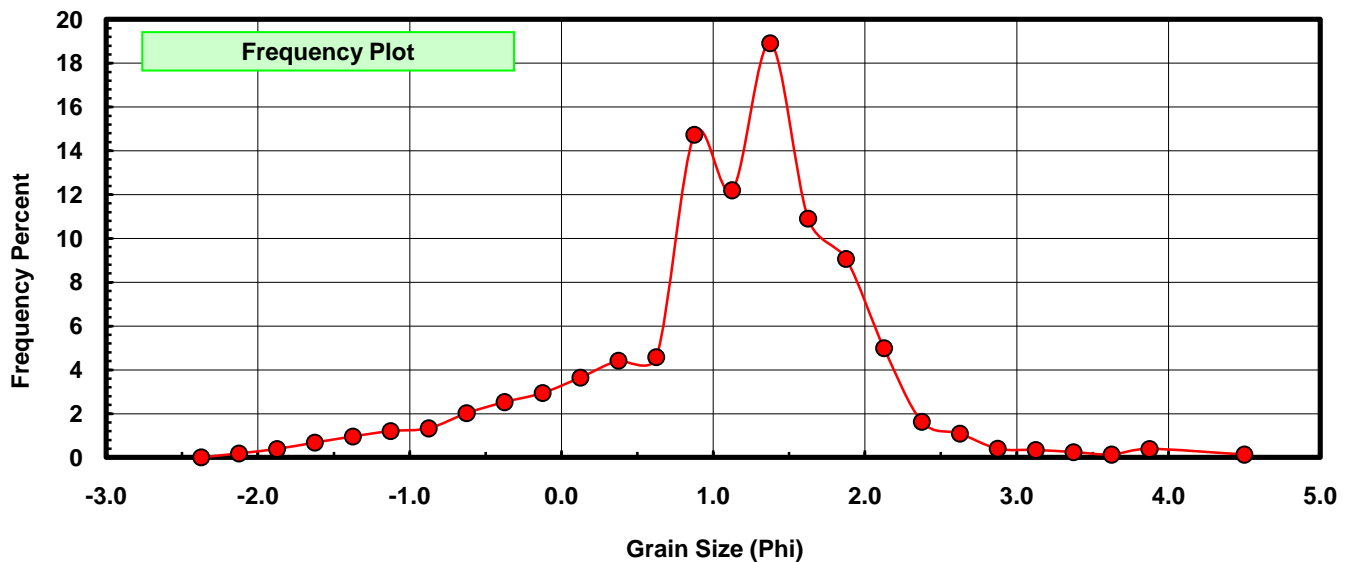
Sieve Size (phi)	Sieve Midpt (phi)	Weight (grams)	Freq Weight %	Cumulative Weight %
-2.25	-2.375	0.000	0.000	0.000
-2.00	-2.125	0.039	0.182	0.182
-1.75	-1.875	0.083	0.387	0.569
-1.50	-1.625	0.145	0.676	1.244
-1.25	-1.375	0.205	0.955	2.200
-1.00	-1.125	0.258	1.202	3.402
-0.75	-0.875	0.285	1.328	4.731
-0.50	-0.625	0.433	2.018	6.749
-0.25	-0.375	0.542	2.526	9.275
0.00	-0.125	0.631	2.941	12.216
0.25	0.125	0.783	3.649	15.865
0.50	0.375	0.948	4.418	20.283
0.75	0.625	0.983	4.581	24.865
1.00	0.875	3.162	14.737	39.602
1.25	1.125	2.617	12.197	51.799
1.50	1.375	4.057	18.908	70.707
1.75	1.625	2.339	10.901	81.609
2.00	1.875	1.945	9.065	90.674
2.25	2.125	1.069	4.982	95.656
2.50	2.375	0.350	1.631	97.287
2.75	2.625	0.233	1.086	98.373
3.00	2.875	0.085	0.396	98.770
3.25	3.125	0.073	0.340	99.110
3.50	3.375	0.052	0.242	99.352
3.75	3.625	0.028	0.130	99.483
4.00	3.875	0.083	0.387	99.870
5.00	4.500	0.028	0.130	100.000

Statistical Results			
Mean:	1.0658	phi	(0.4777 mm)
Standard Dev:	0.9172	phi-units	(0.5295 mm)
Skewness:	-0.6404	dimensionless	
Kurtosis:	4.2790	dimensionless	
5th Moment:	-4.3211	dimensionless	
6th Moment:	30.6009	dimensionless	
RARD *	0.8606	dimensionless	
Median	1.0881	phi	(0.4704 mm)

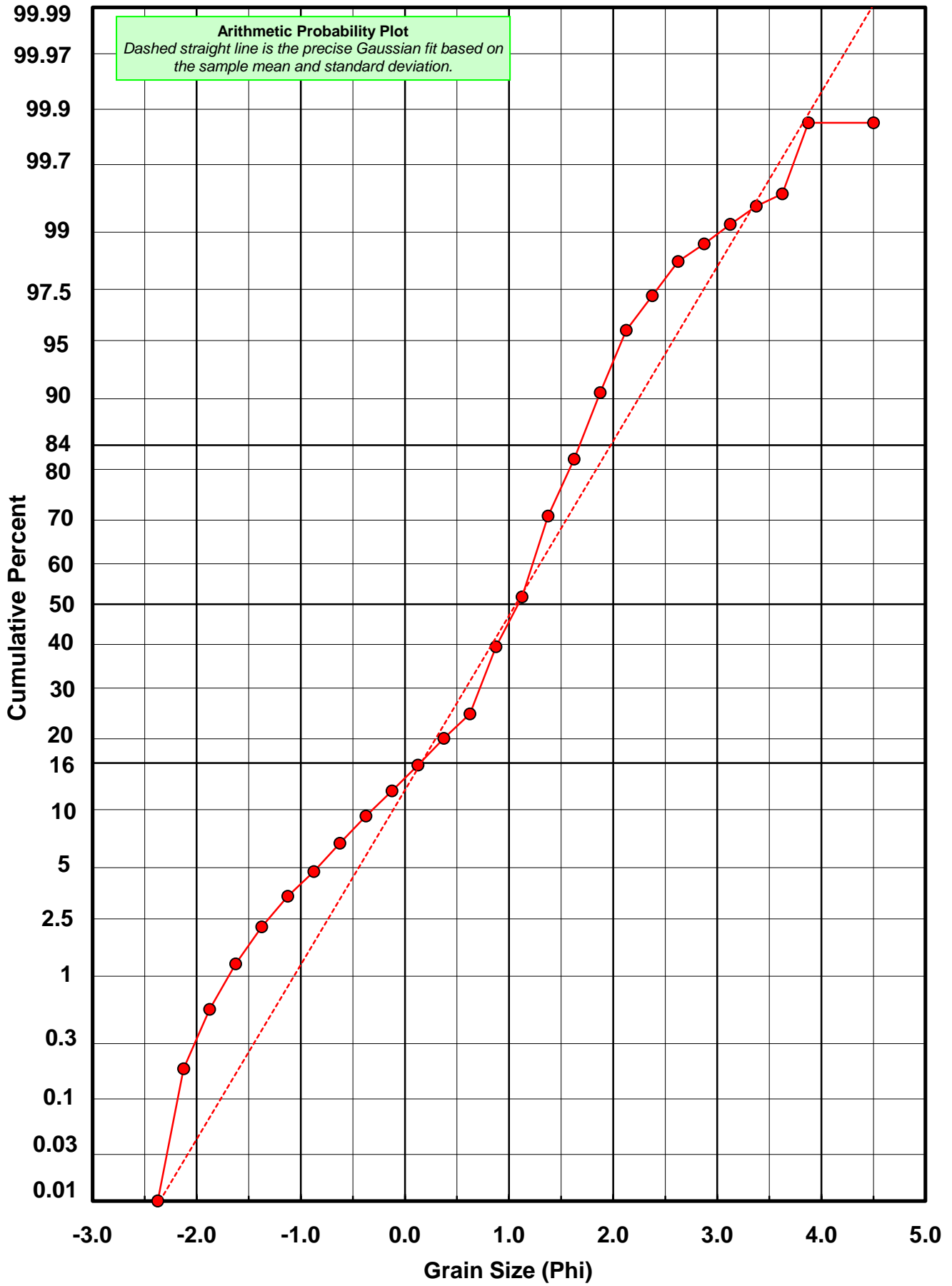
* RARD = reciprocal absolute relative dispersion (see below)

Statistical Explanation	
Calculations based on the Method of Moments	
Skewness: 3rd Stand. Moment; Exact Gaussian = 0.0	
Kurtosis: 4th Stand. Moment; Exact Gaussian = 3.0	
For Further Explanation, See Basille et al. 2002	
Millimeter data calculated by $mm = 2^{(-\phi)}$	

Reciprocal Absolute Relative Dispersion (RARD) Scale	
< 0.5	Excellent homogeneity (e.g., beaches)
0.5 to 1.0	Good homogeneity
1.0 to 1.33	Fair homogeneity
> 1.33	Poor homogeneity (e.g., glacial)



BV-46-BB



Post-Digestion Grain Size Distribution

Onshore Grab Sample

Sample: BV-46-BB

Total Digested Mass: 35.692 grams

% Silica: 62.5 %

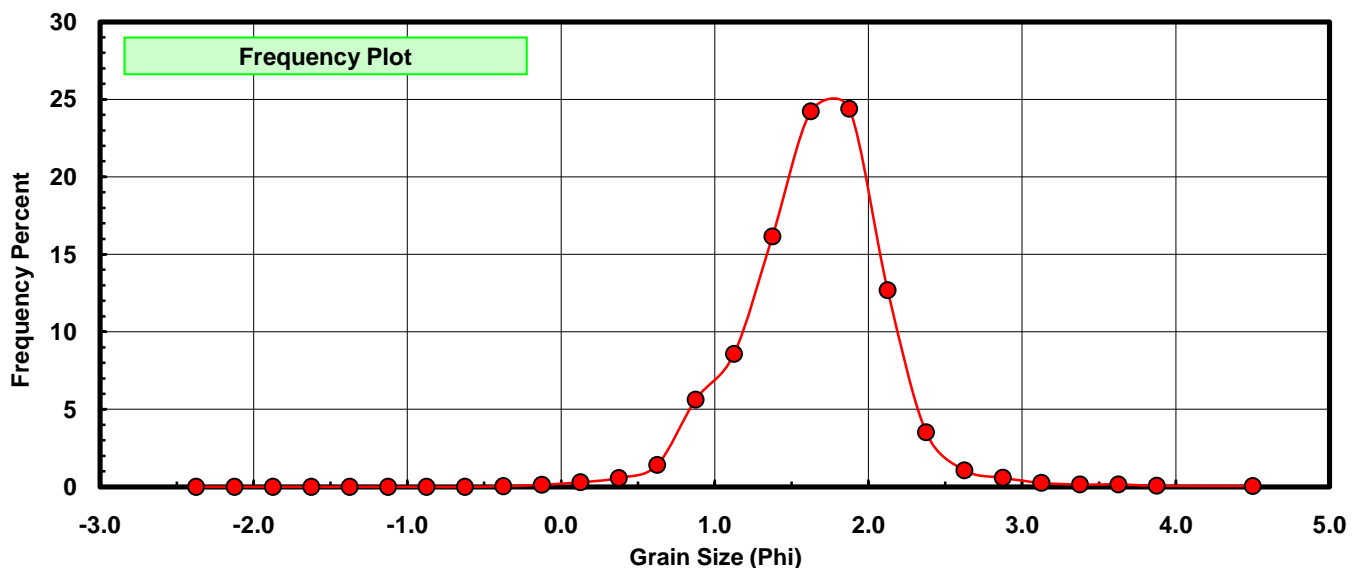
Sieve Size (phi)	Sieve Midpt (phi)	Weight (grams)	Freq Weight %	Cumulative Weight %
-2.25	-2.375	0.000	0.000	0.000
-2.00	-2.125	0.000	0.000	0.000
-1.75	-1.875	0.000	0.000	0.000
-1.50	-1.625	0.000	0.000	0.000
-1.25	-1.375	0.000	0.000	0.000
-1.00	-1.125	0.000	0.000	0.000
-0.75	-0.875	0.000	0.000	0.000
-0.50	-0.625	0.000	0.000	0.000
-0.25	-0.375	0.015	0.042	0.042
0.00	-0.125	0.049	0.137	0.179
0.25	0.125	0.104	0.291	0.471
0.50	0.375	0.206	0.577	1.048
0.75	0.625	0.504	1.412	2.460
1.00	0.875	2.007	5.623	8.083
1.25	1.125	3.063	8.582	16.665
1.50	1.375	5.770	16.166	32.831
1.75	1.625	8.650	24.235	57.066
2.00	1.875	8.708	24.398	81.464
2.25	2.125	4.530	12.692	94.156
2.50	2.375	1.255	3.516	97.672
2.75	2.625	0.381	1.067	98.739
3.00	2.875	0.208	0.583	99.322
3.25	3.125	0.091	0.255	99.577
3.50	3.375	0.053	0.148	99.725
3.75	3.625	0.057	0.160	99.885
4.00	3.875	0.025	0.070	99.955
5.00	4.500	0.016	0.045	100.000

Statistical Results			
Mean:	1.6518	phi	(0.3182 mm)
Standard Dev:	0.4632	phi-units	(0.7254 mm)
Skewness:	0.0499	dimensionless	
Kurtosis:	5.1601	dimensionless	
5th Moment:	6.1415	dimensionless	
6th Moment:	71.2019	dimensionless	
RARD *	0.2804	dimensionless	
Median	1.5521	phi	(0.341 mm)

* RARD = reciprocal absolute relative dispersion (see below)

Statistical Explanation	
Calculations based on the Method of Moments	
Skewness: 3rd Stand. Moment; Exact Gaussian = 0.0	
Kurtosis: 4th Stand. Moment; Exact Gaussian = 3.0	
For Further Explanation, See Basille et al. 2002	
Millimeter data calculated by $mm = 2^{(-\phi)}$	

Reciprocal Absolute Relative Dispersion (RARD) Scale	
< 0.5	Excellent homogeneity (e.g., beaches)
0.5 to 1.0	Good homogeneity
1.0 to 1.33	Fair homogeneity
> 1.33	Poor homogeneity (e.g., glacial)



BV-46-BB

