

Onshore Grab Sample

Sample: BV-44-BB
Sample Taken By: D. Phelps
Sample Collected On: 10/28/08
Splits? N/A

County: Brevard
Latitude: 28° 17' 32.9"
Longitude: 80° 36' 25.5"
Datum: WGS 84
Surf. Elev: N/A
Datum: N/A

Fine Data Summary

Total Sample Weight 50.124 grams
Total Fines in Sample 0.057 grams
Total Percent Fines 0.11 %

Dry Sieving Summary

Total Sample Weight 50.051 grams
Total Digested Weight 30.975 grams
Total Carbonate Weight 19.076 grams
Total Silica % 61.89 %
Total Carbonate % 38.11 %
Carbonate/Silica Ratio 0.616

General Comments:

None

Description

Worked By: M. Ladle

Pre-Digestion Grain Size Distribution

Onshore Grab Sample

Sample: BV-44-BB

Total Sample Mass: 50.051 grams

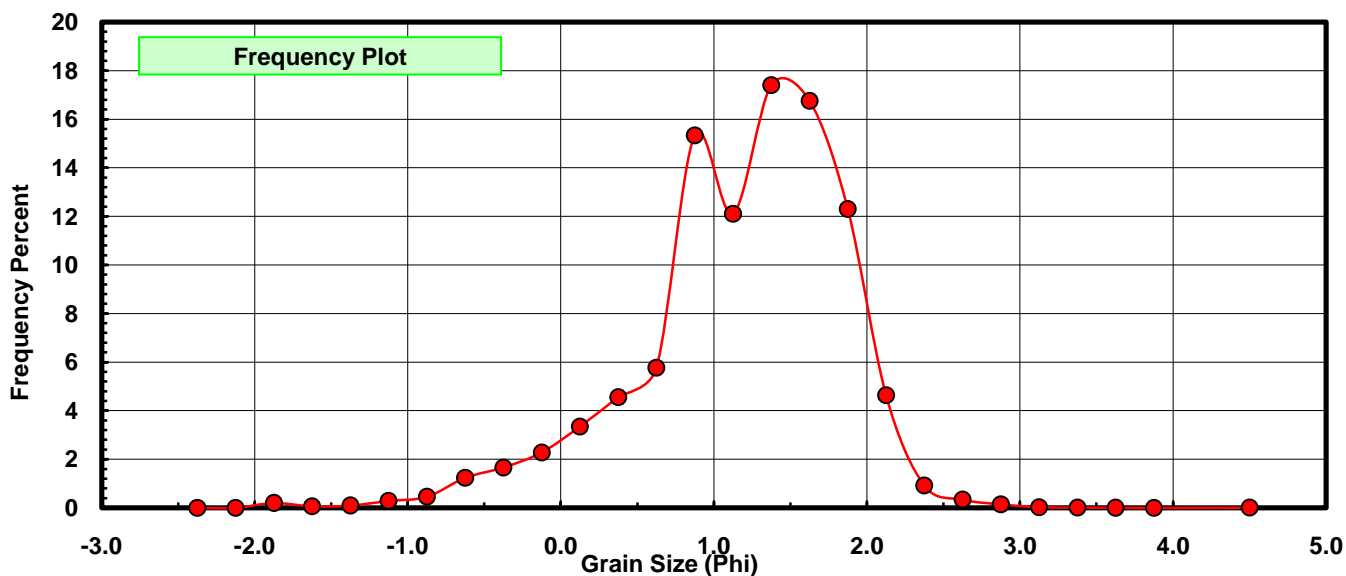
Sieve Size (phi)	Sieve Midpt (phi)	Weight (grams)	Freq Weight %	Cumulative Weight %
-2.25	-2.375	0.000	0.000	0.000
-2.00	-2.125	0.000	0.000	0.000
-1.75	-1.875	0.102	0.204	0.204
-1.50	-1.625	0.033	0.066	0.270
-1.25	-1.375	0.049	0.098	0.368
-1.00	-1.125	0.143	0.286	0.653
-0.75	-0.875	0.229	0.458	1.111
-0.50	-0.625	0.620	1.239	2.350
-0.25	-0.375	0.833	1.664	4.014
0.00	-0.125	1.142	2.282	6.296
0.25	0.125	1.677	3.351	9.646
0.50	0.375	2.283	4.561	14.208
0.75	0.625	2.889	5.772	19.980
1.00	0.875	7.674	15.332	35.312
1.25	1.125	6.059	12.106	47.418
1.50	1.375	8.708	17.398	64.816
1.75	1.625	8.388	16.759	81.575
2.00	1.875	6.160	12.307	93.882
2.25	2.125	2.323	4.641	98.524
2.50	2.375	0.462	0.923	99.447
2.75	2.625	0.171	0.342	99.788
3.00	2.875	0.074	0.148	99.936
3.25	3.125	0.015	0.030	99.966
3.50	3.375	0.008	0.016	99.982
3.75	3.625	0.003	0.006	99.988
4.00	3.875	0.001	0.002	99.990
5.00	4.50	0.005	0.010	100.000

Statistical Results			
Mean:	1.1757	phi	(0.4427 mm)
Standard Dev:	0.6796	phi-units	(0.6244 mm)
Skewness:	-0.9195	dimensionless	
Kurtosis:	4.4100	dimensionless	
5th Moment:	-10.1916	dimensionless	
6th Moment:	43.0245	dimensionless	
RARD *	0.5780	dimensionless	
Median	1.1621	phi	(0.4469 mm)

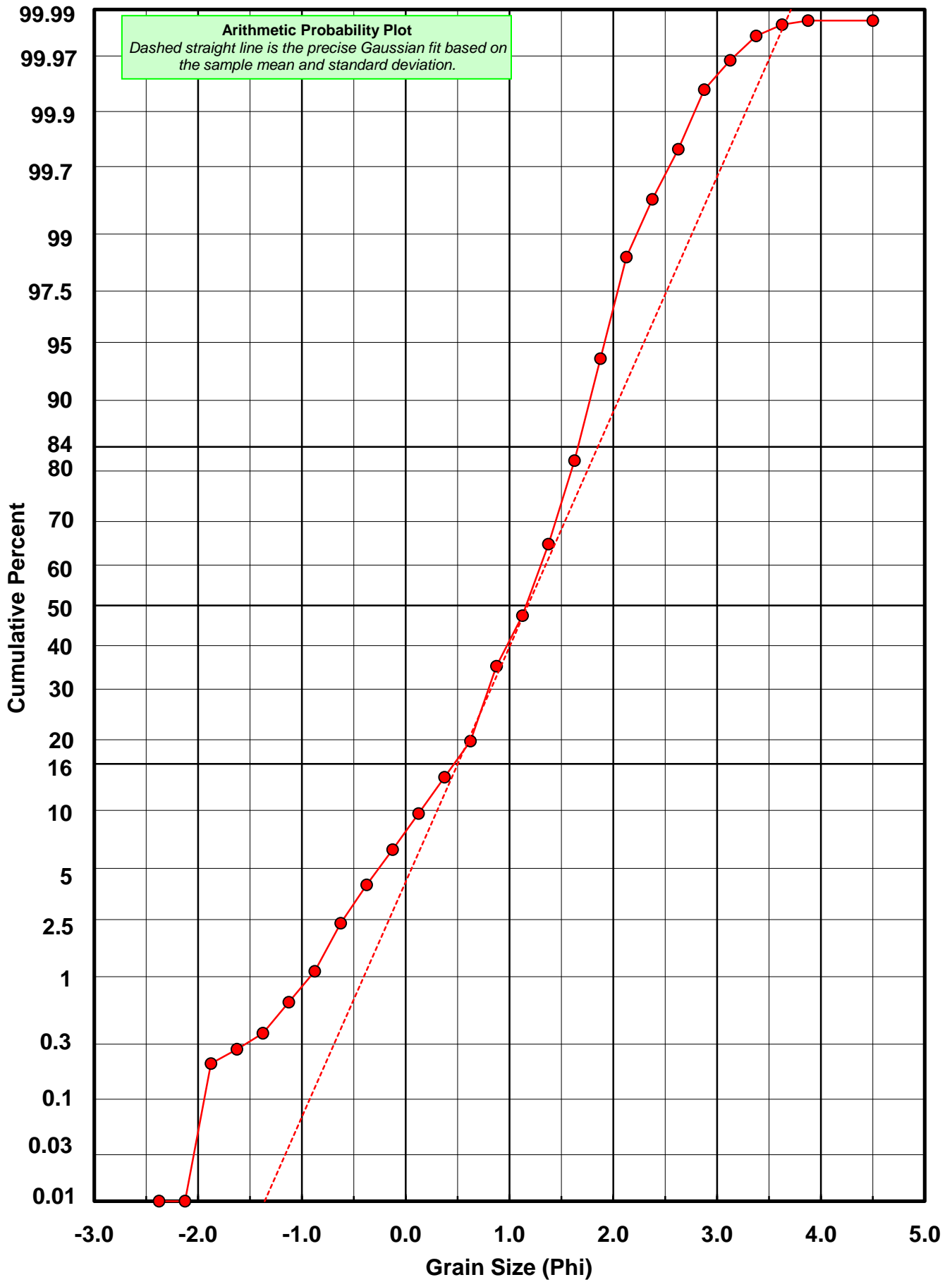
* RARD = reciprocal absolute relative dispersion (see below)

Statistical Explanation	
Calculations based on the Method of Moments	
Skewness: 3rd Stand. Moment; Exact Gaussian = 0.0	
Kurtosis: 4th Stand. Moment; Exact Gaussian = 3.0	
For Further Explanation, See Basille et al. 2002	
Millimeter data calculated by $mm = 2^{(-\phi)}$	

Reciprocal Absolute Relative Dispersion (RARD) Scale	
< 0.5	Excellent homogeneity (e.g., beaches)
0.5 to 1.0	Good homogeneity
1.0 to 1.33	Fair homogeneity
> 1.33	Poor homogeneity (e.g., glacial)



BV-44-BB



Carbonate Grain Size Distribution

Onshore Grab Sample

Sample: BV-44-BB

Total Carbonate Mass: 19.118 grams

% Carbonate: 38.1 %

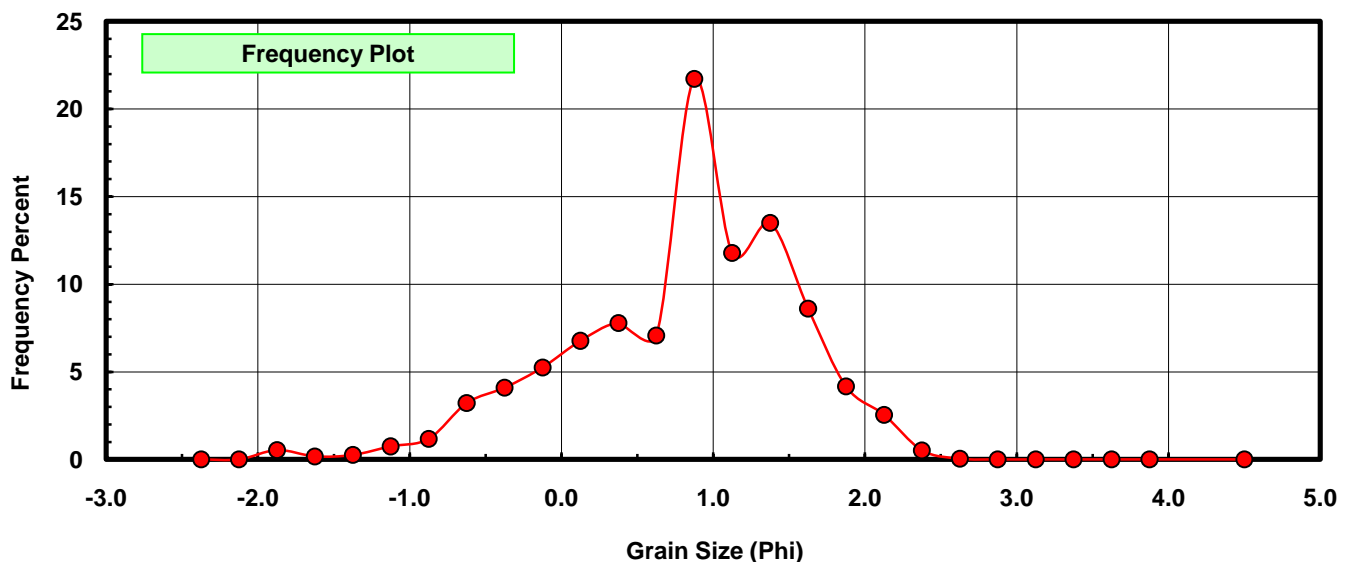
Sieve Size (phi)	Sieve Midpt (phi)	Weight (grams)	Freq Weight %	Cumulative Weight %
-2.25	-2.375	0.000	0.000	0.000
-2.00	-2.125	0.000	0.000	0.000
-1.75	-1.875	0.102	0.534	0.534
-1.50	-1.625	0.033	0.173	0.706
-1.25	-1.375	0.049	0.256	0.962
-1.00	-1.125	0.143	0.748	1.710
-0.75	-0.875	0.225	1.177	2.887
-0.50	-0.625	0.615	3.217	6.104
-0.25	-0.375	0.783	4.096	10.200
0.00	-0.125	1.004	5.252	15.451
0.25	0.125	1.295	6.774	22.225
0.50	0.375	1.489	7.788	30.014
0.75	0.625	1.353	7.077	37.091
1.00	0.875	4.154	21.728	58.819
1.25	1.125	2.252	11.779	70.598
1.50	1.375	2.581	13.500	84.099
1.75	1.625	1.647	8.615	92.714
2.00	1.875	0.797	4.169	96.883
2.25	2.125	0.488	2.553	99.435
2.50	2.375	0.100	0.523	99.958
2.75	2.625	0.008	0.042	100.000
3.00	2.875	0.000	0.000	100.000
3.25	3.125	0.000	0.000	100.000
3.50	3.375	0.000	0.000	100.000
3.75	3.625	0.000	0.000	100.000
4.00	3.875	0.000	0.000	100.000
5.00	4.500	0.000	0.000	100.000

Statistical Results			
Mean:	0.7990	phi	(0.5747 mm)
Standard Dev:	0.7683	phi-units	(0.5871 mm)
Skewness:	-0.6424	dimensionless	
Kurtosis:	3.2634	dimensionless	
5th Moment:	-5.5572	dimensionless	
6th Moment:	20.2999	dimensionless	
RARD *	0.9615	dimensionless	
Median	0.7735	phi	(0.585 mm)

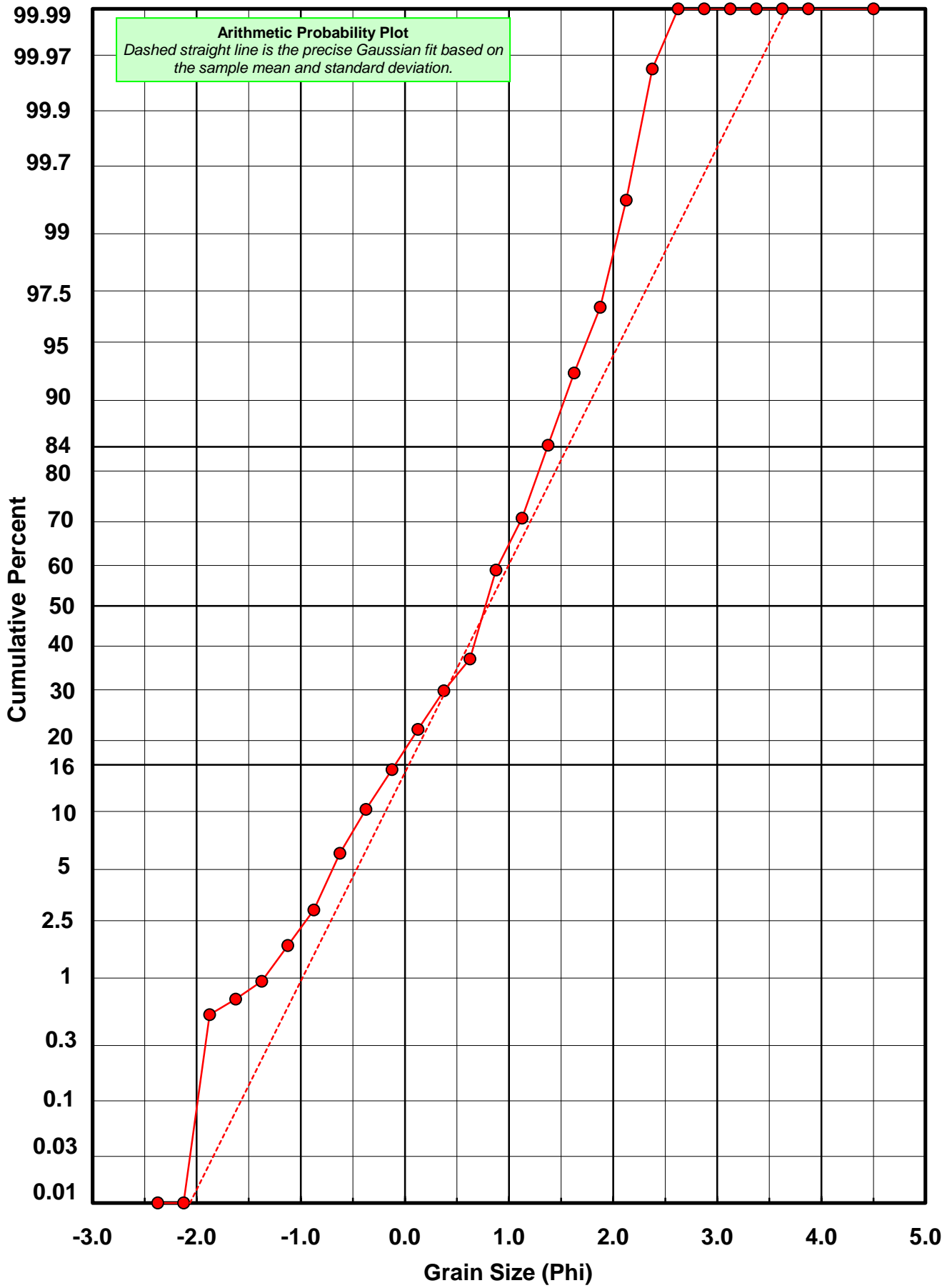
* RARD = reciprocal absolute relative dispersion (see below)

Statistical Explanation	
Calculations based on the Method of Moments	
Skewness: 3rd Stand. Moment; Exact Gaussian = 0.0	
Kurtosis: 4th Stand. Moment; Exact Gaussian = 3.0	
For Further Explanation, See Basille et al. 2002	
Millimeter data calculated by $mm = 2^{(-\phi)}$	

Reciprocal Absolute Relative Dispersion (RARD) Scale	
< 0.5	Excellent homogeneity (e.g., beaches)
0.5 to 1.0	Good homogeneity
1.0 to 1.33	Fair homogeneity
> 1.33	Poor homogeneity (e.g., glacial)



BV-44-BB



Post-Digestion Grain Size Distribution

Onshore Grab Sample

Sample: BV-44-BB

Total Digested Mass: 30.975 grams

% Silica: 61.9 %

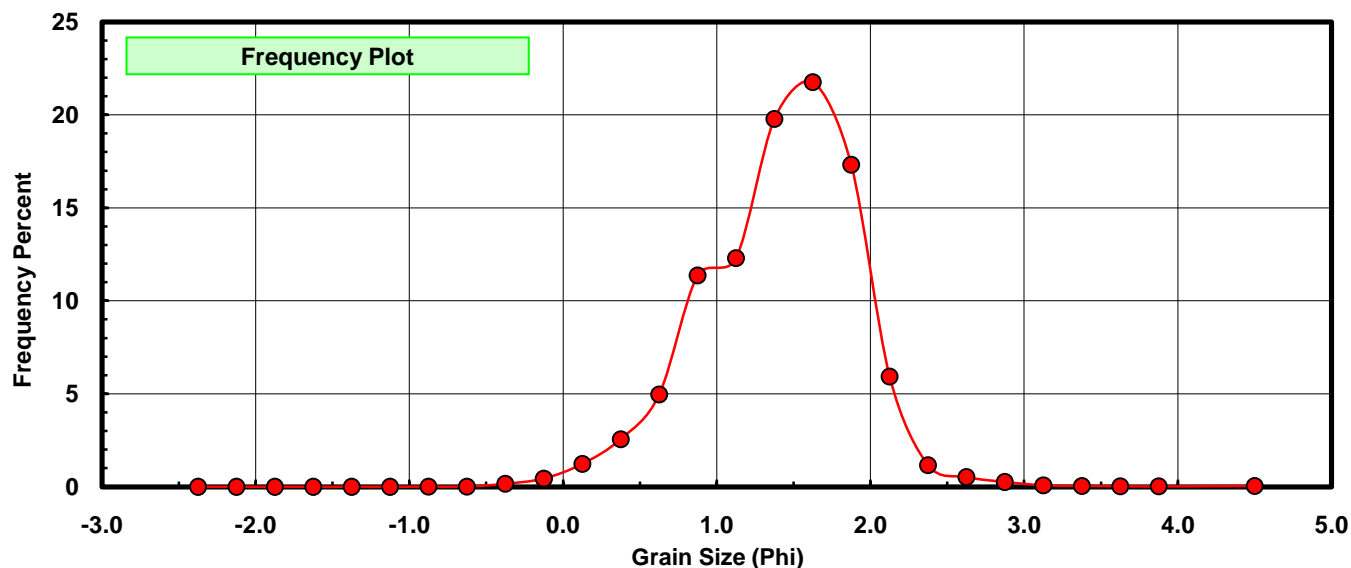
Sieve Size (phi)	Sieve Midpt (phi)	Weight (grams)	Freq Weight %	Cumulative Weight %
-2.25	-2.375	0.000	0.000	0.000
-2.00	-2.125	0.000	0.000	0.000
-1.75	-1.875	0.000	0.000	0.000
-1.50	-1.625	0.000	0.000	0.000
-1.25	-1.375	0.000	0.000	0.000
-1.00	-1.125	0.000	0.000	0.000
-0.75	-0.875	0.004	0.013	0.013
-0.50	-0.625	0.005	0.016	0.029
-0.25	-0.375	0.050	0.161	0.190
0.00	-0.125	0.138	0.446	0.636
0.25	0.125	0.382	1.233	1.869
0.50	0.375	0.794	2.563	4.433
0.75	0.625	1.536	4.959	9.391
1.00	0.875	3.520	11.364	20.755
1.25	1.125	3.807	12.291	33.046
1.50	1.375	6.127	19.780	52.826
1.75	1.625	6.741	21.763	74.589
2.00	1.875	5.363	17.314	91.903
2.25	2.125	1.835	5.924	97.827
2.50	2.375	0.362	1.169	98.996
2.75	2.625	0.163	0.526	99.522
3.00	2.875	0.080	0.258	99.780
3.25	3.125	0.025	0.081	99.861
3.50	3.375	0.015	0.048	99.910
3.75	3.625	0.009	0.029	99.939
4.00	3.875	0.006	0.019	99.958
5.00	4.500	0.013	0.042	100.000

Statistical Results			
Mean:	1.4115	phi	(0.3759 mm)
Standard Dev:	0.5092	phi-units	(0.7026 mm)
Skewness:	-0.2556	dimensionless	
Kurtosis:	4.0530	dimensionless	
5th Moment:	1.7233	dimensionless	
6th Moment:	47.0698	dimensionless	
RARD *	0.3608	dimensionless	
Median	1.3393	phi	(0.3952 mm)

* RARD = reciprocal absolute relative dispersion (see below)

Statistical Explanation	
Calculations based on the Method of Moments	
Skewness: 3rd Stand. Moment; Exact Gaussian = 0.0	
Kurtosis: 4th Stand. Moment; Exact Gaussian = 3.0	
For Further Explanation, See Basille et al. 2002	
Millimeter data calculated by $mm = 2^{(-\phi)}$	

Reciprocal Absolute Relative Dispersion (RARD) Scale	
< 0.5	Excellent homogeneity (e.g., beaches)
0.5 to 1.0	Good homogeneity
1.0 to 1.33	Fair homogeneity
> 1.33	Poor homogeneity (e.g., glacial)



BV-44-BB

