

Onshore Grab Sample

Sample: BV-43-BB
Sample Taken By: D. Phelps
Sample Collected On: 10/28/08
Splits? N/A

County: Brevard
Latitude: 28° 18' 21.7"
Longitude: 80° 36' 27.6"
Datum: WGS 84
Surf. Elev: N/A
Datum: N/A

Fine Data Summary

Total Sample Weight 61.745 grams
Total Fines in Sample 0.237 grams
Total Percent Fines 0.38 %

Dry Sieving Summary

Total Sample Weight 61.424 grams
Total Digested Weight 43.576 grams
Total Carbonate Weight 17.848 grams
Total Silica % 70.94 %
Total Carbonate % 29.06 %
Carbonate/Silica Ratio 0.410

General Comments:

None

Description

Worked By: M. Ladle

Pre-Digestion Grain Size Distribution

Onshore Grab Sample

Sample: BV-43-BB

Total Sample Mass: 61.424 grams

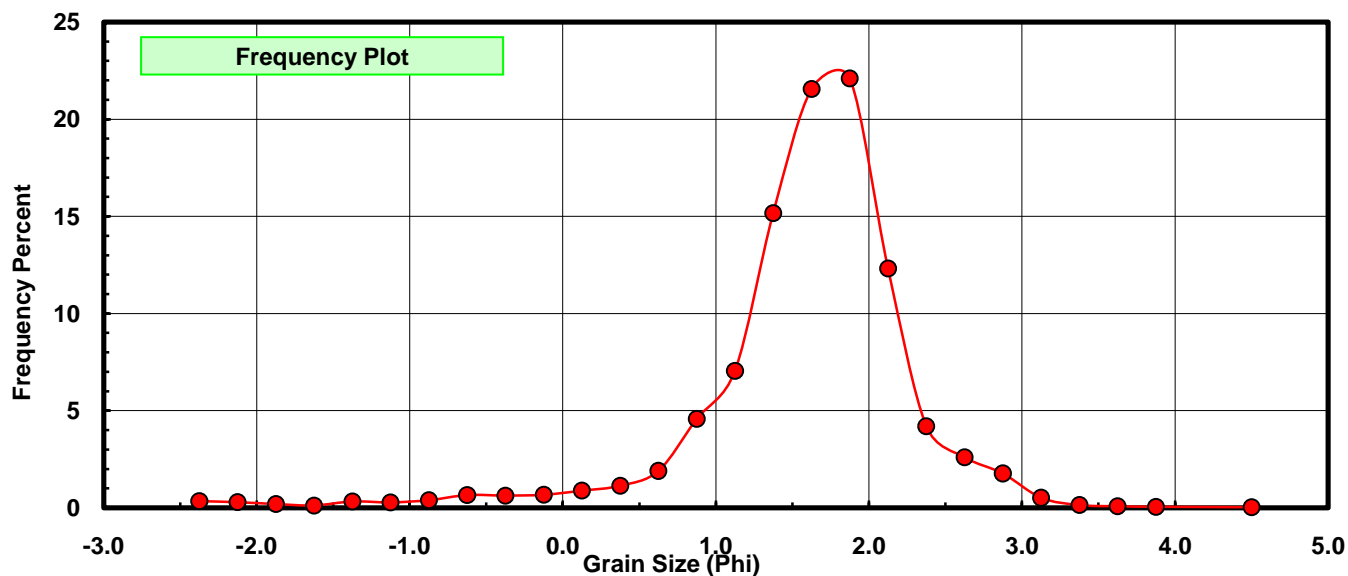
Sieve Size (phi)	Sieve Midpt (phi)	Weight (grams)	Freq Weight %	Cumulative Weight %
-2.25	-2.375	0.212	0.345	0.345
-2.00	-2.125	0.178	0.290	0.635
-1.75	-1.875	0.120	0.195	0.830
-1.50	-1.625	0.075	0.122	0.952
-1.25	-1.375	0.201	0.327	1.280
-1.00	-1.125	0.172	0.280	1.560
-0.75	-0.875	0.241	0.392	1.952
-0.50	-0.625	0.403	0.656	2.608
-0.25	-0.375	0.388	0.632	3.240
0.00	-0.125	0.413	0.672	3.911
0.25	0.125	0.542	0.882	4.794
0.50	0.375	0.698	1.136	5.930
0.75	0.625	1.168	1.902	7.832
1.00	0.875	2.812	4.578	12.410
1.25	1.125	4.330	7.049	19.459
1.50	1.375	9.319	15.172	34.631
1.75	1.625	13.239	21.554	56.185
2.00	1.875	13.572	22.096	78.280
2.25	2.125	7.565	12.316	90.596
2.50	2.375	2.580	4.200	94.797
2.75	2.625	1.600	2.605	97.402
3.00	2.875	1.087	1.770	99.171
3.25	3.125	0.318	0.518	99.689
3.50	3.375	0.088	0.143	99.832
3.75	3.625	0.049	0.080	99.912
4.00	3.875	0.034	0.055	99.967
5.00	4.50	0.020	0.033	100.000

Statistical Results			
Mean:	1.5796	phi	(0.3346 mm)
Standard Dev:	0.7416	phi-units	(0.5981 mm)
Skewness:	-1.8778	dimensionless	
Kurtosis:	9.8926	dimensionless	
5th Moment:	-39.1140	dimensionless	
6th Moment:	192.2395	dimensionless	
RARD *	0.4695	dimensionless	
Median	1.5533	phi	(0.3407 mm)

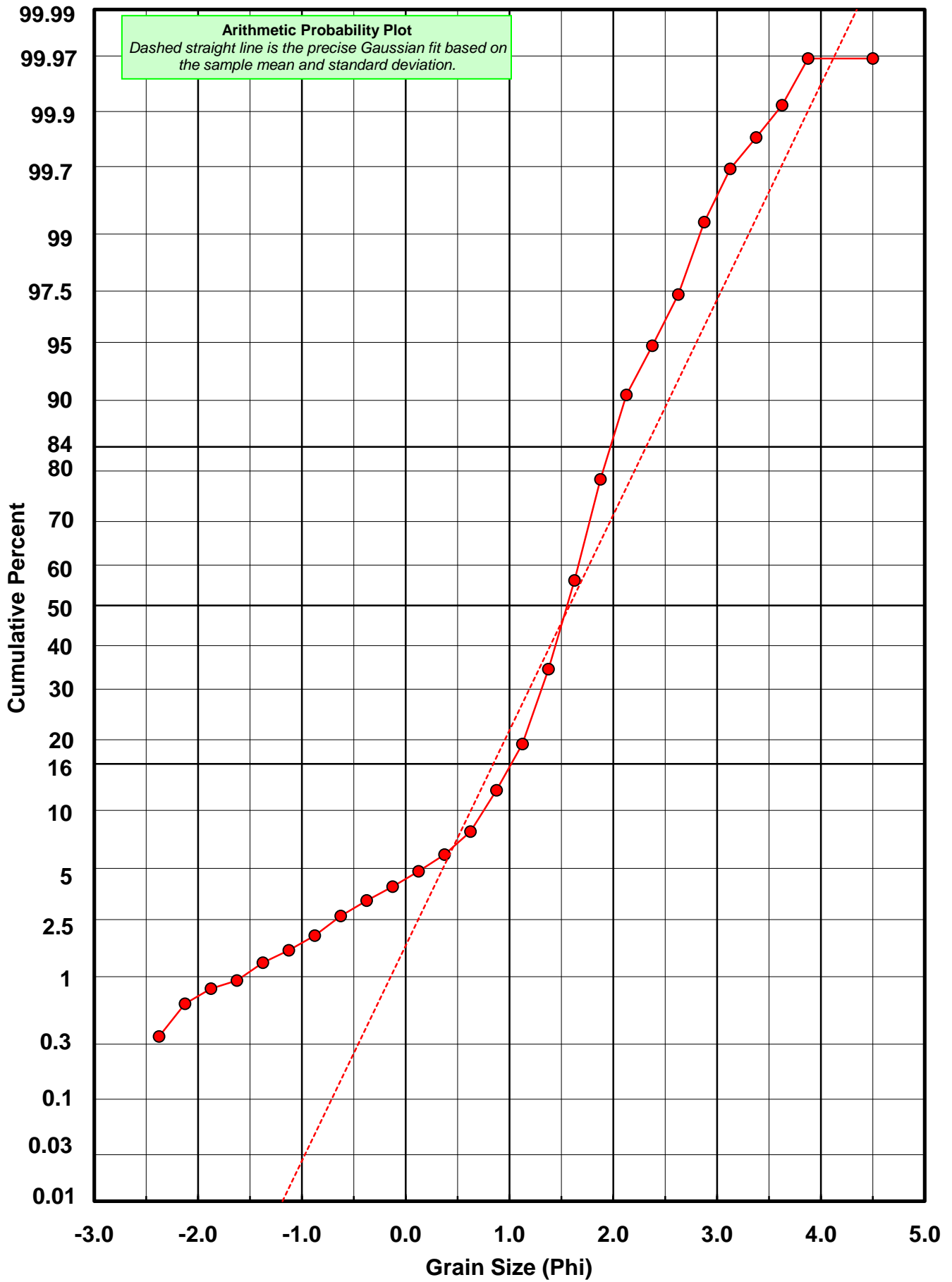
* RARD = reciprocal absolute relative dispersion (see below)

Statistical Explanation	
Calculations based on the Method of Moments	
Skewness: 3rd Stand. Moment; Exact Gaussian = 0.0	
Kurtosis: 4th Stand. Moment; Exact Gaussian = 3.0	
For Further Explanation, See Basille et al. 2002	
Millimeter data calculated by $mm = 2^{(-\phi)}$	

Reciprocal Absolute Relative Dispersion (RARD) Scale	
< 0.5	Excellent homogeneity (e.g., beaches)
0.5 to 1.0	Good homogeneity
1.0 to 1.33	Fair homogeneity
> 1.33	Poor homogeneity (e.g., glacial)



BV-43-BB



Carbonate Grain Size Distribution

Onshore Grab Sample

Sample: BV-43-BB

Total Carbonate Mass: 17.848 grams

% Carbonate: 29.1 %

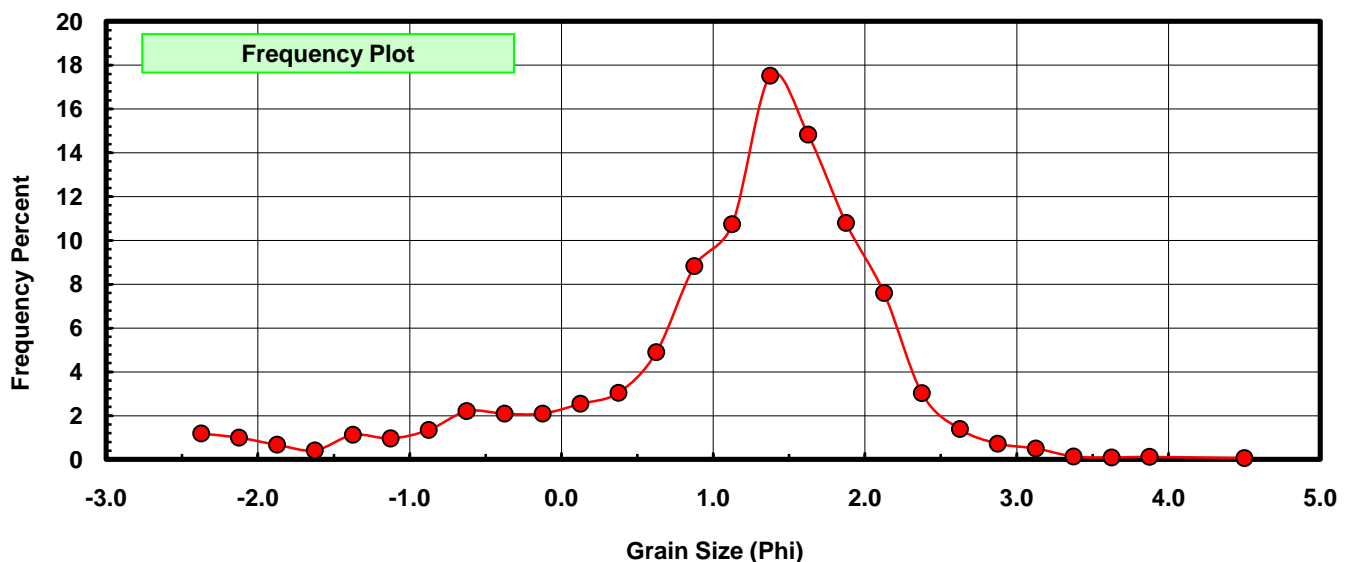
Sieve Size (phi)	Sieve Midpt (phi)	Weight (grams)	Freq Weight %	Cumulative Weight %
-2.25	-2.375	0.212	1.188	1.188
-2.00	-2.125	0.178	0.997	2.185
-1.75	-1.875	0.120	0.672	2.858
-1.50	-1.625	0.075	0.420	3.278
-1.25	-1.375	0.201	1.126	4.404
-1.00	-1.125	0.172	0.964	5.368
-0.75	-0.875	0.241	1.350	6.718
-0.50	-0.625	0.394	2.208	8.926
-0.25	-0.375	0.373	2.090	11.016
0.00	-0.125	0.375	2.098	13.114
0.25	0.125	0.454	2.544	15.658
0.50	0.375	0.544	3.048	18.706
0.75	0.625	0.875	4.903	23.608
1.00	0.875	1.575	8.825	32.433
1.25	1.125	1.918	10.747	43.180
1.50	1.375	3.127	17.521	60.700
1.75	1.625	2.647	14.831	75.532
2.00	1.875	1.927	10.797	86.329
2.25	2.125	1.357	7.603	93.932
2.50	2.375	0.540	3.026	96.958
2.75	2.625	0.248	1.390	98.347
3.00	2.875	0.130	0.728	99.076
3.25	3.125	0.090	0.504	99.580
3.50	3.375	0.025	0.140	99.720
3.75	3.625	0.017	0.095	99.815
4.00	3.875	0.021	0.118	99.933
5.00	4.500	0.012	0.067	100.000

Statistical Results			
Mean:	1.1189	phi	(0.4605 mm)
Standard Dev:	1.0594	phi-units	(0.4798 mm)
Skewness:	-1.2126	dimensionless	
Kurtosis:	4.7034	dimensionless	
5th Moment:	-10.6731	dimensionless	
6th Moment:	36.3217	dimensionless	
RARD *	0.9469	dimensionless	
Median	1.2223	phi	(0.4286 mm)

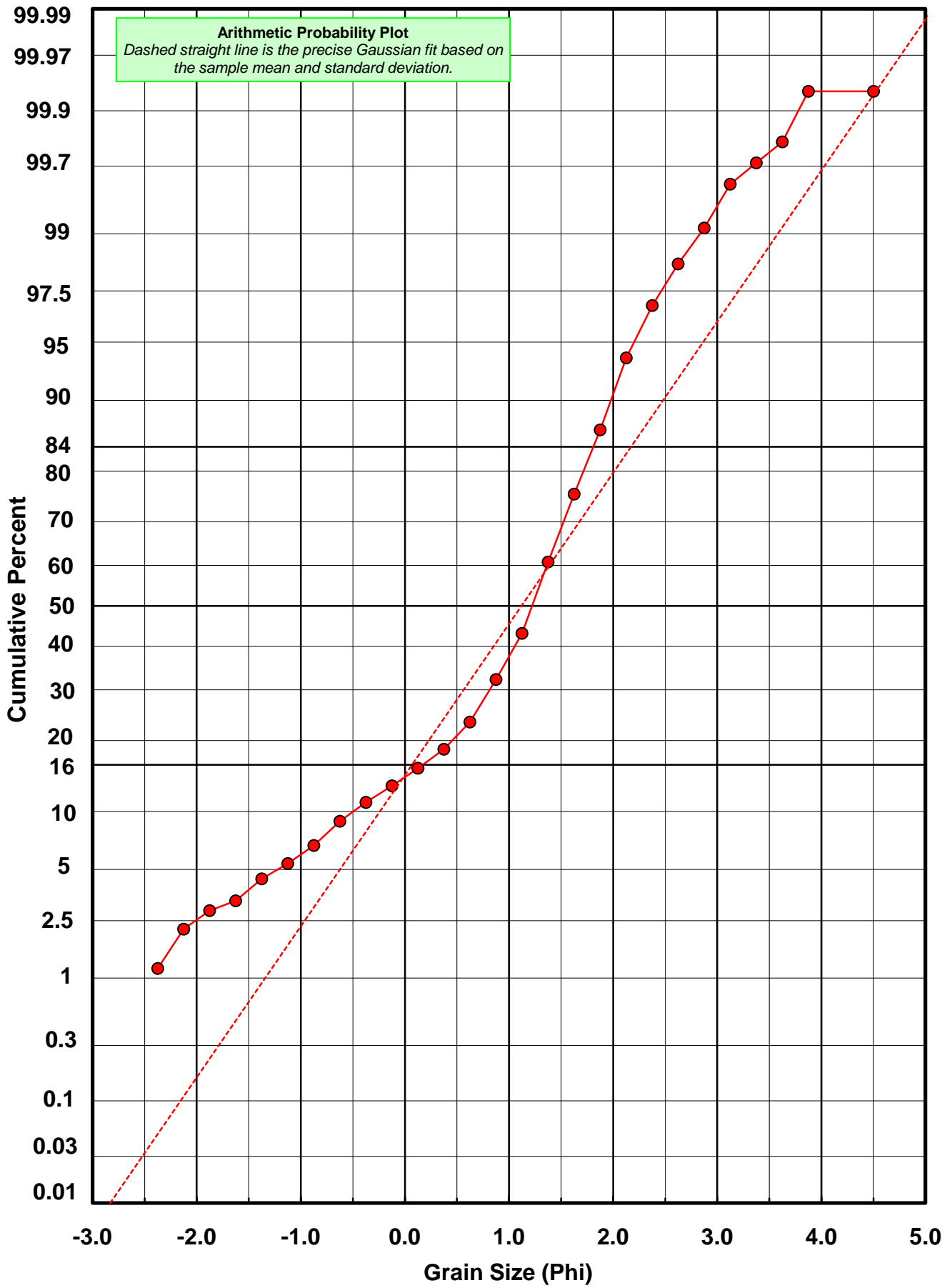
* RARD = reciprocal absolute relative dispersion (see below)

Statistical Explanation	
Calculations based on the Method of Moments	
Skewness: 3rd Stand. Moment; Exact Gaussian = 0.0	
Kurtosis: 4th Stand. Moment; Exact Gaussian = 3.0	
For Further Explanation, See Basille et al. 2002	
Millimeter data calculated by $mm = 2^{(-\phi)}$	

Reciprocal Absolute Relative Dispersion (RARD) Scale	
< 0.5	Excellent homogeneity (e.g., beaches)
0.5 to 1.0	Good homogeneity
1.0 to 1.33	Fair homogeneity
> 1.33	Poor homogeneity (e.g., glacial)



BV-43-BB



Post-Digestion Grain Size Distribution

Onshore Grab Sample

Sample: BV-43-BB

Total Digested Mass: 43.576 grams

% Silica: 70.9 %

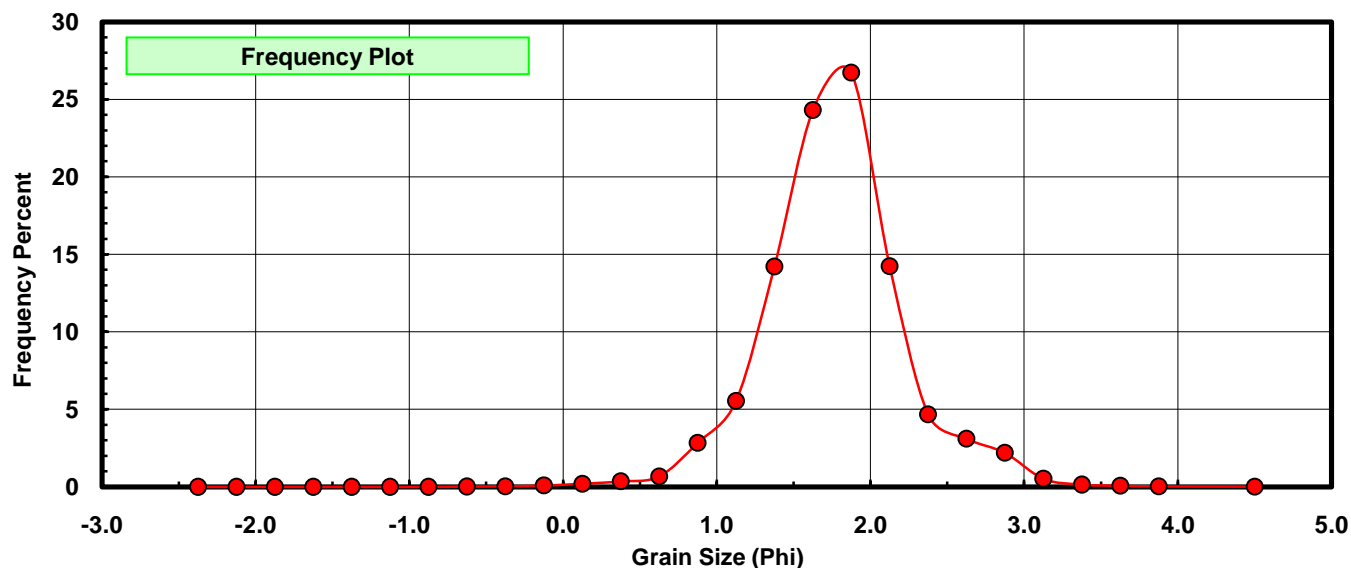
Sieve Size (phi)	Sieve Midpt (phi)	Weight (grams)	Freq Weight %	Cumulative Weight %
-2.25	-2.375	0.000	0.000	0.000
-2.00	-2.125	0.000	0.000	0.000
-1.75	-1.875	0.000	0.000	0.000
-1.50	-1.625	0.000	0.000	0.000
-1.25	-1.375	0.000	0.000	0.000
-1.00	-1.125	0.000	0.000	0.000
-0.75	-0.875	0.000	0.000	0.000
-0.50	-0.625	0.009	0.021	0.021
-0.25	-0.375	0.015	0.034	0.055
0.00	-0.125	0.038	0.087	0.142
0.25	0.125	0.088	0.202	0.344
0.50	0.375	0.154	0.353	0.698
0.75	0.625	0.293	0.672	1.370
1.00	0.875	1.237	2.839	4.209
1.25	1.125	2.412	5.535	9.744
1.50	1.375	6.192	14.210	23.954
1.75	1.625	10.592	24.307	48.261
2.00	1.875	11.645	26.723	74.984
2.25	2.125	6.208	14.246	89.230
2.50	2.375	2.040	4.681	93.912
2.75	2.625	1.352	3.103	97.014
3.00	2.875	0.957	2.196	99.211
3.25	3.125	0.228	0.523	99.734
3.50	3.375	0.063	0.145	99.878
3.75	3.625	0.032	0.073	99.952
4.00	3.875	0.013	0.030	99.982
5.00	4.500	0.008	0.018	100.000

Statistical Results			
Mean:	1.7683	phi	(0.2935 mm)
Standard Dev:	0.4594	phi-units	(0.7273 mm)
Skewness:	0.1241	dimensionless	
Kurtosis:	4.7429	dimensionless	
5th Moment:	0.9488	dimensionless	
6th Moment:	49.7792	dimensionless	
RARD *	0.2598	dimensionless	
Median	1.6413	phi	(0.3206 mm)

* RARD = reciprocal absolute relative dispersion (see below)

Statistical Explanation	
Calculations based on the Method of Moments	
Skewness: 3rd Stand. Moment; Exact Gaussian = 0.0	
Kurtosis: 4th Stand. Moment; Exact Gaussian = 3.0	
For Further Explanation, See Basille et al. 2002	
Millimeter data calculated by $mm = 2^{(-\phi)}$	

Reciprocal Absolute Relative Dispersion (RARD) Scale	
< 0.5	Excellent homogeneity (e.g., beaches)
0.5 to 1.0	Good homogeneity
1.0 to 1.33	Fair homogeneity
> 1.33	Poor homogeneity (e.g., glacial)



BV-43-BB

