

Onshore Grab Sample

Sample: BV-40-BB
Sample Taken By: D. Phelps
Sample Collected On: 10/28/08
Splits? N/A

County: Brevard
Latitude: 28° 20' 44.0"
Longitude: 80° 36' 20.2"
Datum: WGS 84
Surf. Elev: N/A
Datum: N/A

Fine Data Summary

Total Sample Weight	61.218 grams
Total Fines in Sample	0.111 grams
Total Percent Fines	0.18 %

Dry Sieving Summary

Total Sample Weight	61.082 grams
Total Digested Weight	42.798 grams
Total Carbonate Weight	18.284 grams
Total Silica %	70.07 %
Total Carbonate %	29.93 %
Carbonate/Silica Ratio	0.427

General Comments:

None

Description

Worked By: M. Ladle

Pre-Digestion Grain Size Distribution

Onshore Grab Sample

Sample: BV-40-BB

Total Sample Mass: 61.082 grams

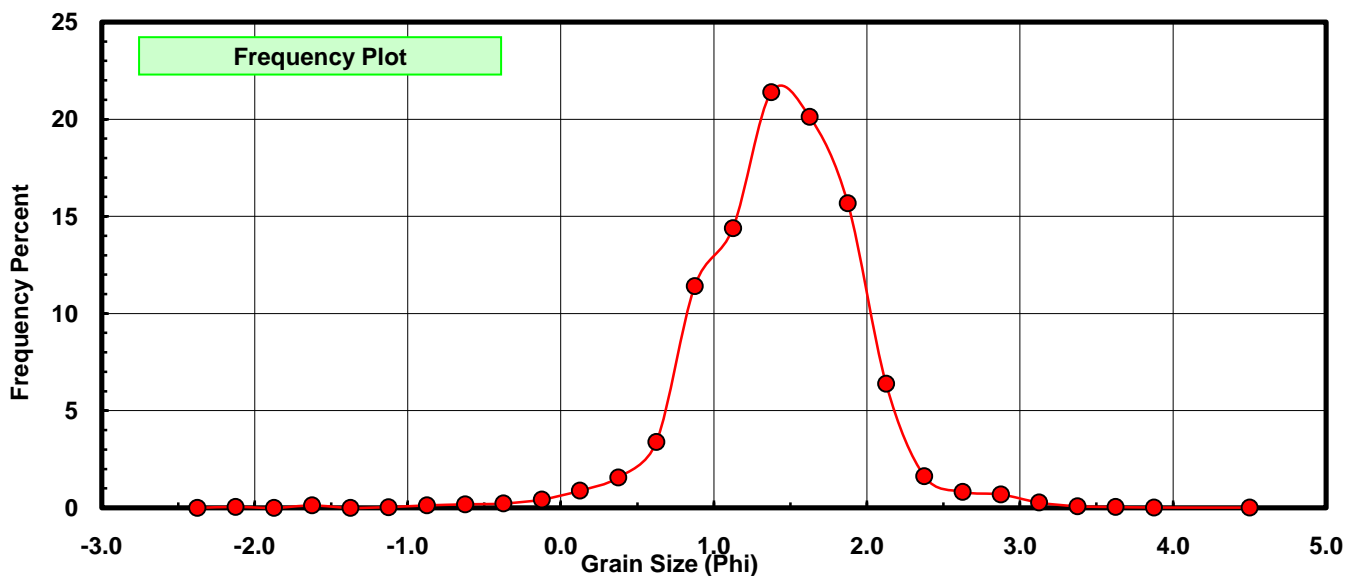
Sieve Size (phi)	Sieve Midpt (phi)	Weight (grams)	Freq Weight %	Cumulative Weight %
-2.25	-2.375	0.000	0.000	0.000
-2.00	-2.125	0.031	0.051	0.051
-1.75	-1.875	0.000	0.000	0.051
-1.50	-1.625	0.076	0.124	0.175
-1.25	-1.375	0.000	0.000	0.175
-1.00	-1.125	0.024	0.039	0.214
-0.75	-0.875	0.078	0.128	0.342
-0.50	-0.625	0.111	0.182	0.524
-0.25	-0.375	0.137	0.224	0.748
0.00	-0.125	0.261	0.427	1.175
0.25	0.125	0.541	0.886	2.061
0.50	0.375	0.954	1.562	3.623
0.75	0.625	2.071	3.391	7.014
1.00	0.875	6.970	11.411	18.424
1.25	1.125	8.794	14.397	32.821
1.50	1.375	13.065	21.389	54.211
1.75	1.625	12.296	20.130	74.341
2.00	1.875	9.577	15.679	90.020
2.25	2.125	3.906	6.395	96.415
2.50	2.375	1.000	1.637	98.052
2.75	2.625	0.505	0.827	98.879
3.00	2.875	0.422	0.691	99.569
3.25	3.125	0.166	0.272	99.841
3.50	3.375	0.051	0.083	99.925
3.75	3.625	0.026	0.043	99.967
4.00	3.875	0.012	0.020	99.987
5.00	4.50	0.008	0.013	100.000

Statistical Results			
Mean:	1.4285	phi	(0.3715 mm)
Standard Dev:	0.5356	phi-units	(0.6899 mm)
Skewness:	-0.5790	dimensionless	
Kurtosis:	6.6529	dimensionless	
5th Moment:	-16.9834	dimensionless	
6th Moment:	133.4418	dimensionless	
RARD *	0.3749	dimensionless	
Median	1.3258	phi	(0.3989 mm)

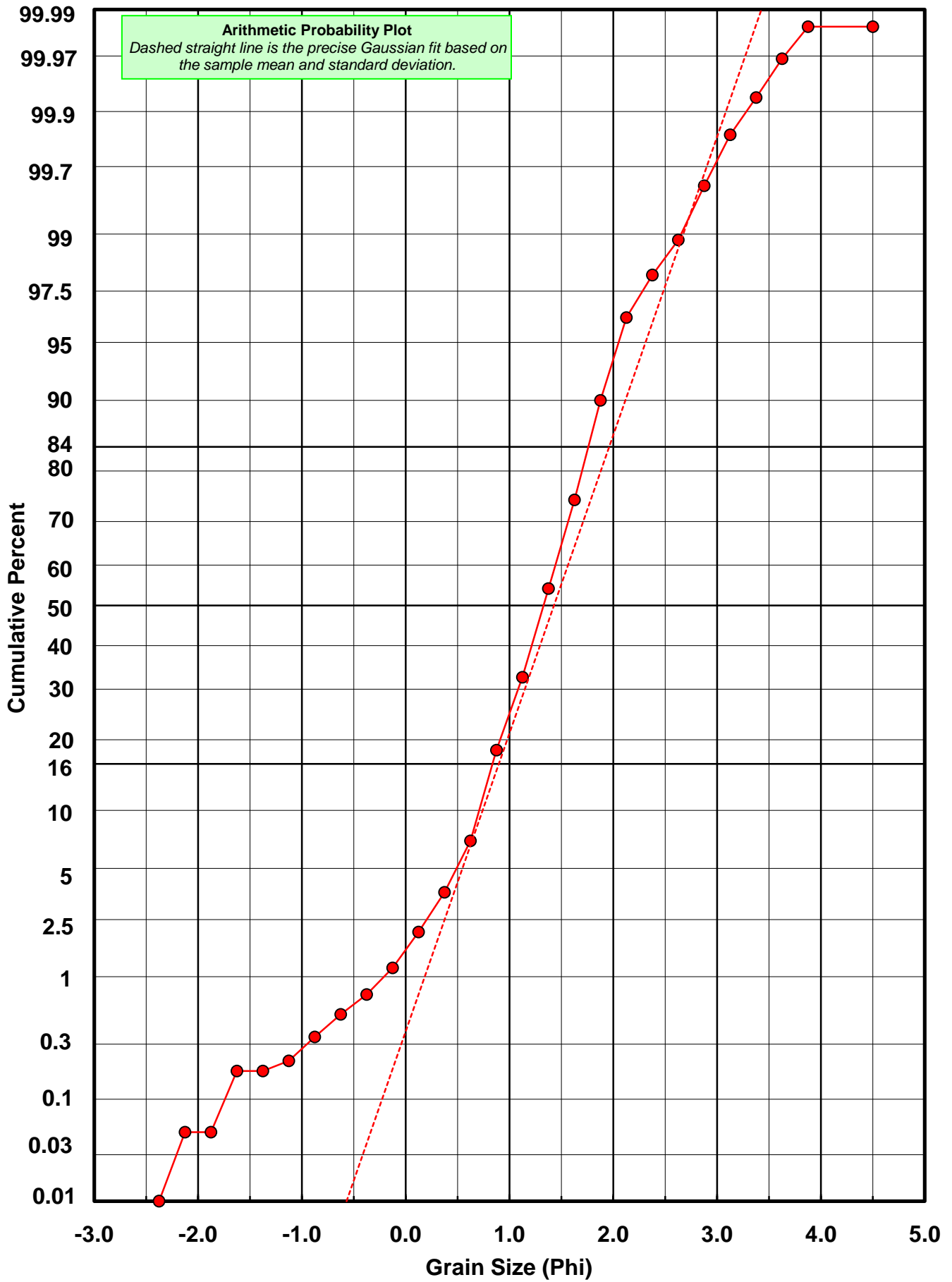
* RARD = reciprocal absolute relative dispersion (see below)

Statistical Explanation
Calculations based on the Method of Moments
Skewness: 3rd Stand. Moment; Exact Gaussian = 0.0
Kurtosis: 4th Stand. Moment; Exact Gaussian = 3.0
For Further Explanation, See Basille et al. 2002
Millimeter data calculated by $mm = 2^{(-\phi)}$

Reciprocal Absolute Relative Dispersion (RARD) Scale	
< 0.5	Excellent homogeneity (e.g., beaches)
0.5 to 1.0	Good homogeneity
1.0 to 1.33	Fair homogeneity
> 1.33	Poor homogeneity (e.g., glacial)



BV-40-BB



Carbonate Grain Size Distribution

Onshore Grab Sample

Sample: BV-40-BB

Total Carbonate Mass: 18.284 grams

% Carbonate: 29.9 %

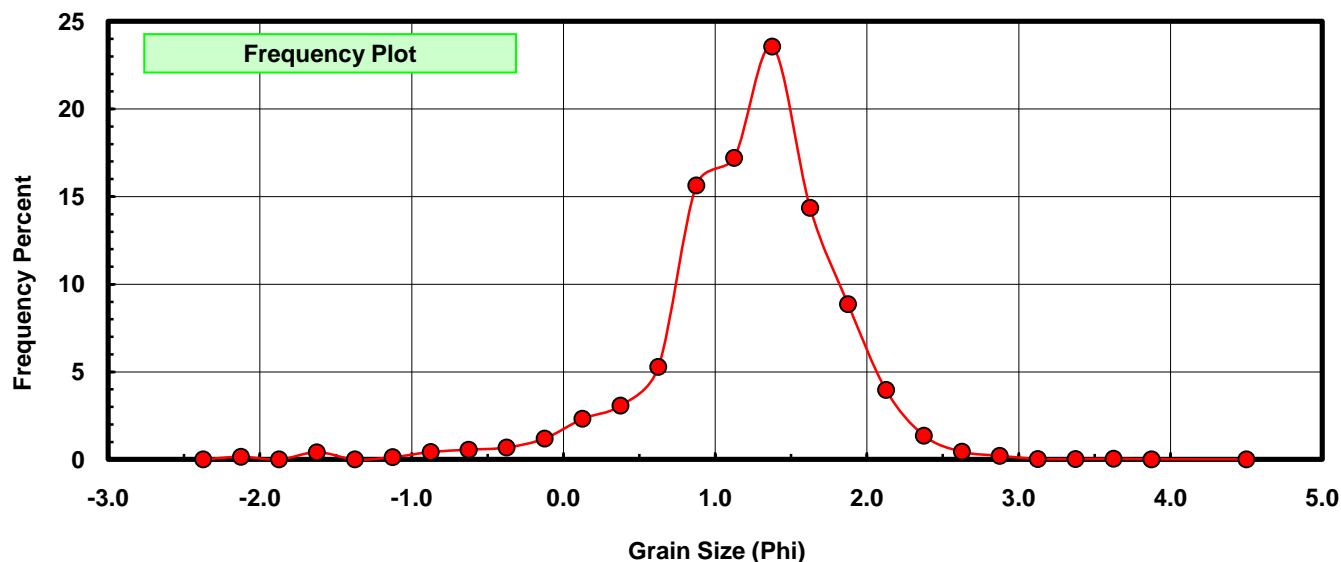
Sieve Size (phi)	Sieve Midpt (phi)	Weight (grams)	Freq Weight %	Cumulative Weight %
-2.25	-2.375	0.000	0.000	0.000
-2.00	-2.125	0.028	0.153	0.153
-1.75	-1.875	0.000	0.000	0.153
-1.50	-1.625	0.076	0.416	0.569
-1.25	-1.375	0.000	0.000	0.569
-1.00	-1.125	0.024	0.131	0.700
-0.75	-0.875	0.078	0.427	1.127
-0.50	-0.625	0.102	0.558	1.685
-0.25	-0.375	0.125	0.684	2.368
0.00	-0.125	0.218	1.192	3.560
0.25	0.125	0.424	2.319	5.879
0.50	0.375	0.561	3.068	8.948
0.75	0.625	0.965	5.278	14.226
1.00	0.875	2.860	15.642	29.868
1.25	1.125	3.148	17.217	47.085
1.50	1.375	4.308	23.562	70.646
1.75	1.625	2.626	14.362	85.009
2.00	1.875	1.622	8.871	93.880
2.25	2.125	0.725	3.965	97.845
2.50	2.375	0.250	1.367	99.212
2.75	2.625	0.081	0.443	99.655
3.00	2.875	0.039	0.213	99.869
3.25	3.125	0.006	0.033	99.902
3.50	3.375	0.005	0.027	99.929
3.75	3.625	0.008	0.044	99.973
4.00	3.875	0.003	0.016	99.989
5.00	4.500	0.002	0.011	100.000

Statistical Results			
Mean:	1.2180	phi	(0.4299 mm)
Standard Dev:	0.6198	phi-units	(0.6508 mm)
Skewness:	-1.0650	dimensionless	
Kurtosis:	6.7379	dimensionless	
5th Moment:	-20.0581	dimensionless	
6th Moment:	108.7125	dimensionless	
RARD *	0.5088	dimensionless	
Median	1.1559	phi	(0.4488 mm)

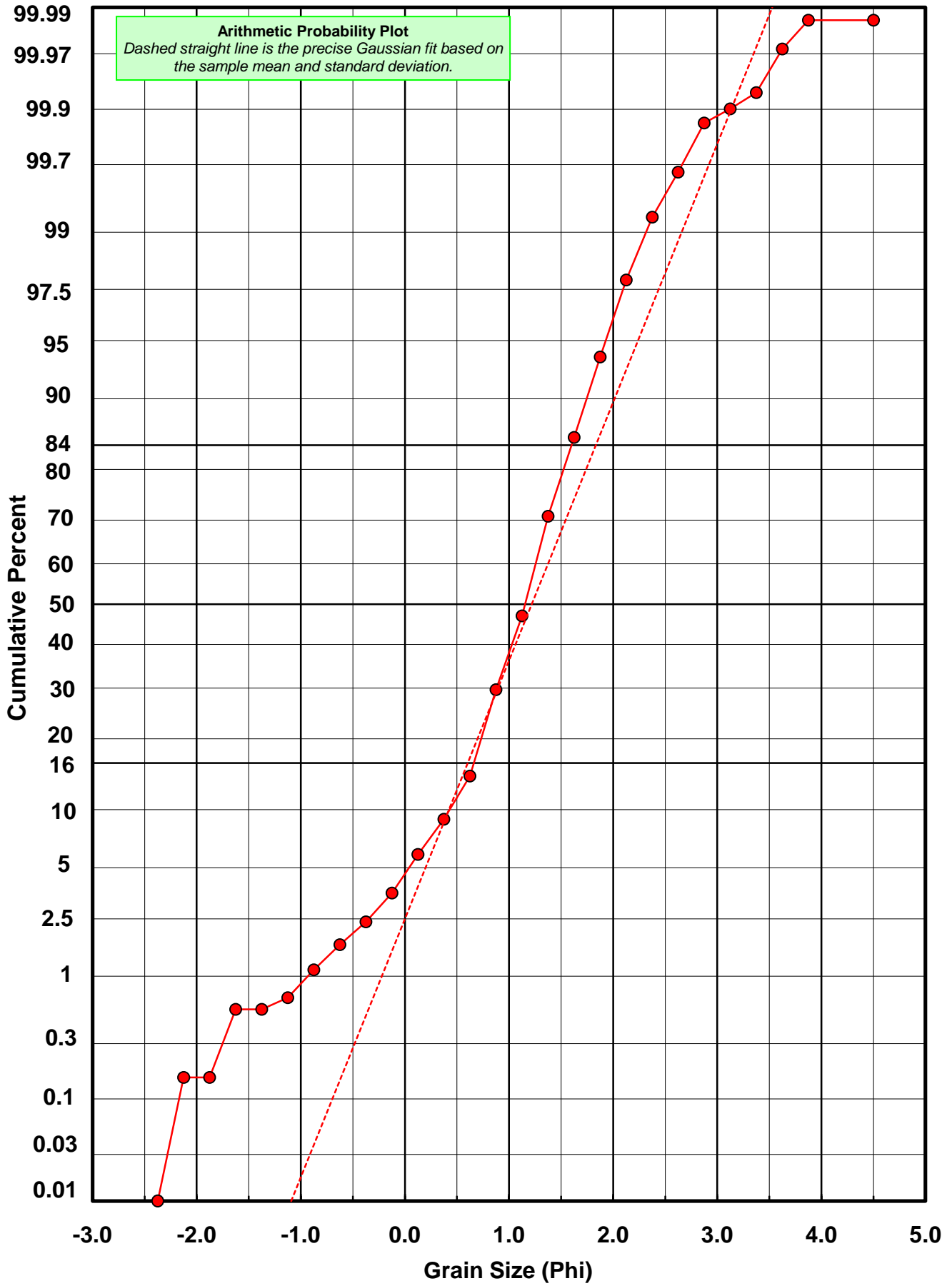
* RARD = reciprocal absolute relative dispersion (see below)

Statistical Explanation	
Calculations based on the Method of Moments	
Skewness: 3rd Stand. Moment; Exact Gaussian = 0.0	
Kurtosis: 4th Stand. Moment; Exact Gaussian = 3.0	
For Further Explanation, See Basille et al. 2002	
Millimeter data calculated by $mm = 2^{(-\phi)}$	

Reciprocal Absolute Relative Dispersion (RARD) Scale	
< 0.5	Excellent homogeneity (e.g., beaches)
0.5 to 1.0	Good homogeneity
1.0 to 1.33	Fair homogeneity
> 1.33	Poor homogeneity (e.g., glacial)



BV-40-BB



Post-Digestion Grain Size Distribution

Onshore Grab Sample

Sample: BV-40-BB

Total Digested Mass: 42.798 grams

% Silica: 70.1 %

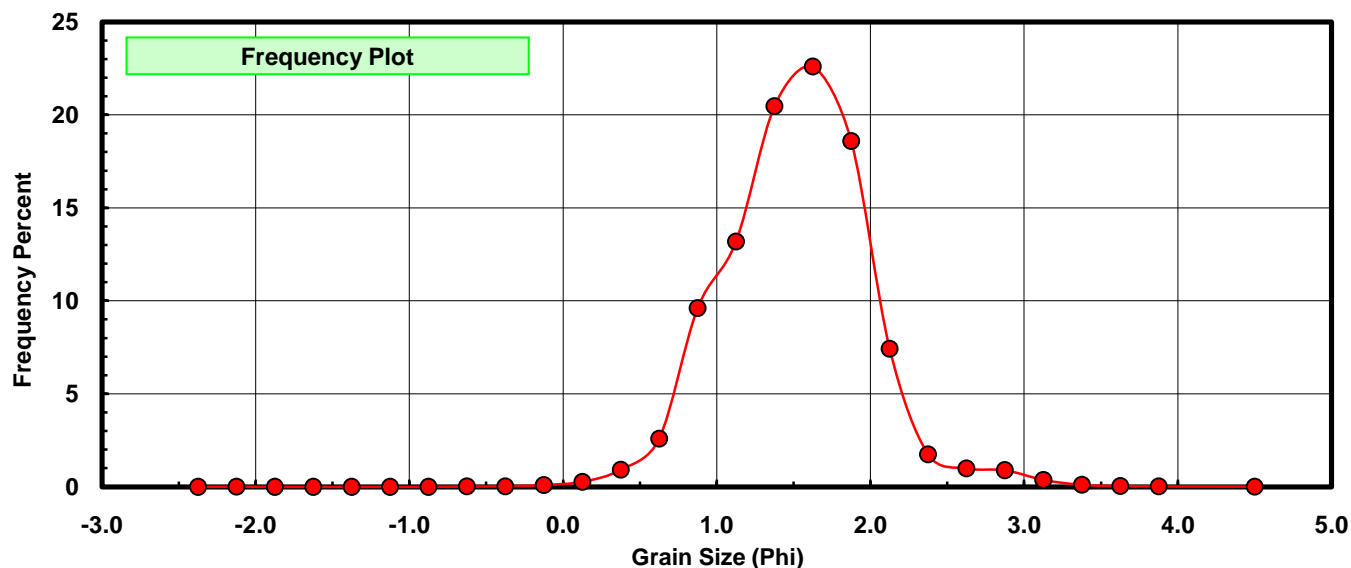
Sieve Size (phi)	Sieve Midpt (phi)	Weight (grams)	Freq Weight %	Cumulative Weight %
-2.25	-2.375	0.000	0.000	0.000
-2.00	-2.125	0.003	0.007	0.007
-1.75	-1.875	0.000	0.000	0.007
-1.50	-1.625	0.000	0.000	0.007
-1.25	-1.375	0.000	0.000	0.007
-1.00	-1.125	0.000	0.000	0.007
-0.75	-0.875	0.000	0.000	0.007
-0.50	-0.625	0.009	0.021	0.028
-0.25	-0.375	0.012	0.028	0.056
0.00	-0.125	0.043	0.100	0.157
0.25	0.125	0.117	0.273	0.430
0.50	0.375	0.393	0.918	1.348
0.75	0.625	1.106	2.584	3.932
1.00	0.875	4.110	9.603	13.536
1.25	1.125	5.646	13.192	26.728
1.50	1.375	8.757	20.461	47.189
1.75	1.625	9.670	22.595	69.784
2.00	1.875	7.955	18.587	88.371
2.25	2.125	3.181	7.433	95.804
2.50	2.375	0.750	1.752	97.556
2.75	2.625	0.424	0.991	98.547
3.00	2.875	0.383	0.895	99.442
3.25	3.125	0.160	0.374	99.815
3.50	3.375	0.046	0.107	99.923
3.75	3.625	0.018	0.042	99.965
4.00	3.875	0.009	0.021	99.986
5.00	4.500	0.006	0.014	100.000

Statistical Results			
Mean:	1.5185	phi	(0.3491 mm)
Standard Dev:	0.4752	phi-units	(0.7193 mm)
Skewness:	0.1834	dimensionless	
Kurtosis:	4.4382	dimensionless	
5th Moment:	2.9569	dimensionless	
6th Moment:	57.1063	dimensionless	
RARD *	0.3130	dimensionless	
Median	1.4061	phi	(0.3773 mm)

* RARD = reciprocal absolute relative dispersion (see below)

Statistical Explanation	
Calculations based on the Method of Moments	
Skewness: 3rd Stand. Moment; Exact Gaussian = 0.0	
Kurtosis: 4th Stand. Moment; Exact Gaussian = 3.0	
For Further Explanation, See Basille et al. 2002	
Millimeter data calculated by $mm = 2^{(-\phi)}$	

Reciprocal Absolute Relative Dispersion (RARD) Scale	
< 0.5	Excellent homogeneity (e.g., beaches)
0.5 to 1.0	Good homogeneity
1.0 to 1.33	Fair homogeneity
> 1.33	Poor homogeneity (e.g., glacial)



BV-40-BB

