

Onshore Grab Sample

Sample: BV-38-BB
Sample Taken By: D. Phelps
Sample Collected On: 10/28/08
Splits? N/A

County: Brevard
Latitude: 28° 22' 17.4"
Longitude: 80° 36' 5.0"
Datum: WGS 84
Surf. Elev: N/A
Datum: N/A

Fine Data Summary

Total Sample Weight 52.985 grams
Total Fines in Sample 0.080 grams
Total Percent Fines 0.15 %

Dry Sieving Summary

Total Sample Weight 52.882 grams
Total Digested Weight 38.958 grams
Total Carbonate Weight 13.924 grams
Total Silica % 73.67 %
Total Carbonate % 26.33 %
Carbonate/Silica Ratio 0.357

General Comments:

None

Description

Worked By: M. Ladle

Pre-Digestion Grain Size Distribution

Onshore Grab Sample

Sample: BV-38-BB

Total Sample Mass: 52.882 grams

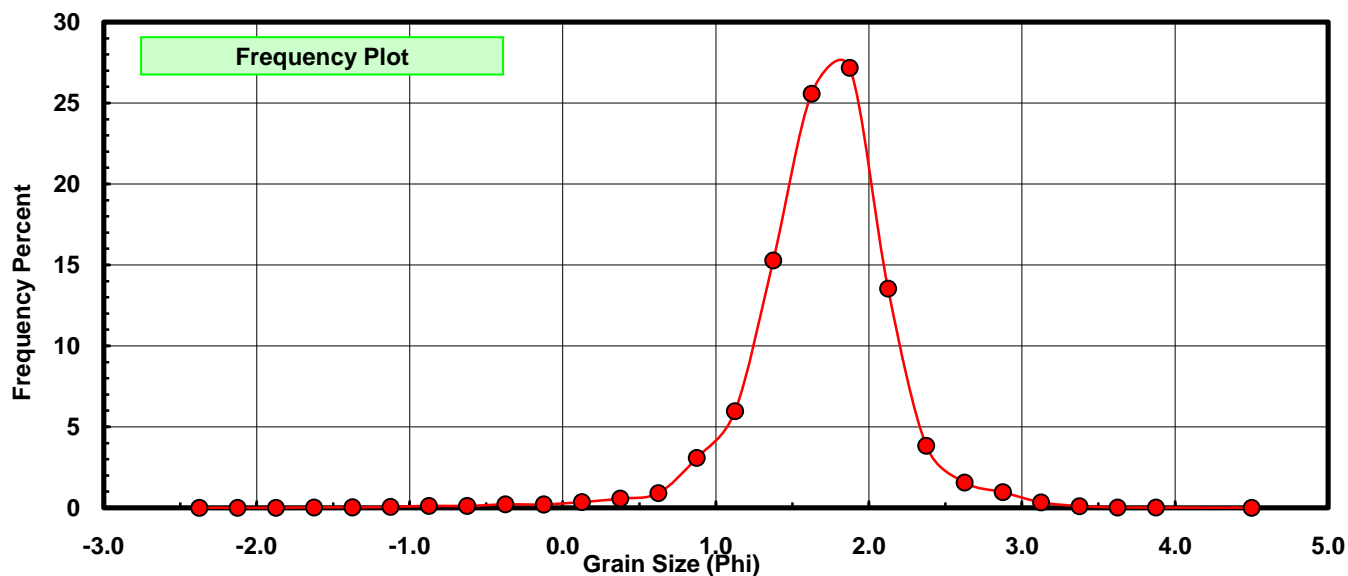
| Sieve Size (phi) | Sieve Midpt (phi) | Weight (grams) | Freq Weight % | Cumulative Weight % |
|------------------|-------------------|----------------|---------------|---------------------|
| -2.25 | -2.375 | 0.000 | 0.000 | 0.000 |
| -2.00 | -2.125 | 0.000 | 0.000 | 0.000 |
| -1.75 | -1.875 | 0.000 | 0.000 | 0.000 |
| -1.50 | -1.625 | 0.014 | 0.026 | 0.026 |
| -1.25 | -1.375 | 0.015 | 0.028 | 0.055 |
| -1.00 | -1.125 | 0.027 | 0.051 | 0.106 |
| -0.75 | -0.875 | 0.062 | 0.117 | 0.223 |
| -0.50 | -0.625 | 0.059 | 0.112 | 0.335 |
| -0.25 | -0.375 | 0.111 | 0.210 | 0.545 |
| 0.00 | -0.125 | 0.109 | 0.206 | 0.751 |
| 0.25 | 0.125 | 0.185 | 0.350 | 1.101 |
| 0.50 | 0.375 | 0.300 | 0.567 | 1.668 |
| 0.75 | 0.625 | 0.479 | 0.906 | 2.574 |
| 1.00 | 0.875 | 1.630 | 3.082 | 5.656 |
| 1.25 | 1.125 | 3.153 | 5.962 | 11.618 |
| 1.50 | 1.375 | 8.074 | 15.268 | 26.886 |
| 1.75 | 1.625 | 13.527 | 25.580 | 52.466 |
| 2.00 | 1.875 | 14.366 | 27.166 | 79.632 |
| 2.25 | 2.125 | 7.156 | 13.532 | 93.164 |
| 2.50 | 2.375 | 2.023 | 3.825 | 96.990 |
| 2.75 | 2.625 | 0.828 | 1.566 | 98.555 |
| 3.00 | 2.875 | 0.507 | 0.959 | 99.514 |
| 3.25 | 3.125 | 0.178 | 0.337 | 99.851 |
| 3.50 | 3.375 | 0.056 | 0.106 | 99.957 |
| 3.75 | 3.625 | 0.014 | 0.026 | 99.983 |
| 4.00 | 3.875 | 0.006 | 0.011 | 99.994 |
| 5.00 | 4.50 | 0.003 | 0.006 | 100.000 |

| Statistical Results | | | |
|---------------------|----------|---------------|-------------|
| Mean: | 1.6959 | phi | (0.3087 mm) |
| Standard Dev: | 0.4685 | phi-units | (0.7227 mm) |
| Skewness: | -0.9288 | dimensionless | |
| Kurtosis: | 8.0922 | dimensionless | |
| 5th Moment: | -26.7085 | dimensionless | |
| 6th Moment: | 179.1299 | dimensionless | |
| RARD * | 0.2762 | dimensionless | |
| Median | 1.6009 | phi | (0.3297 mm) |

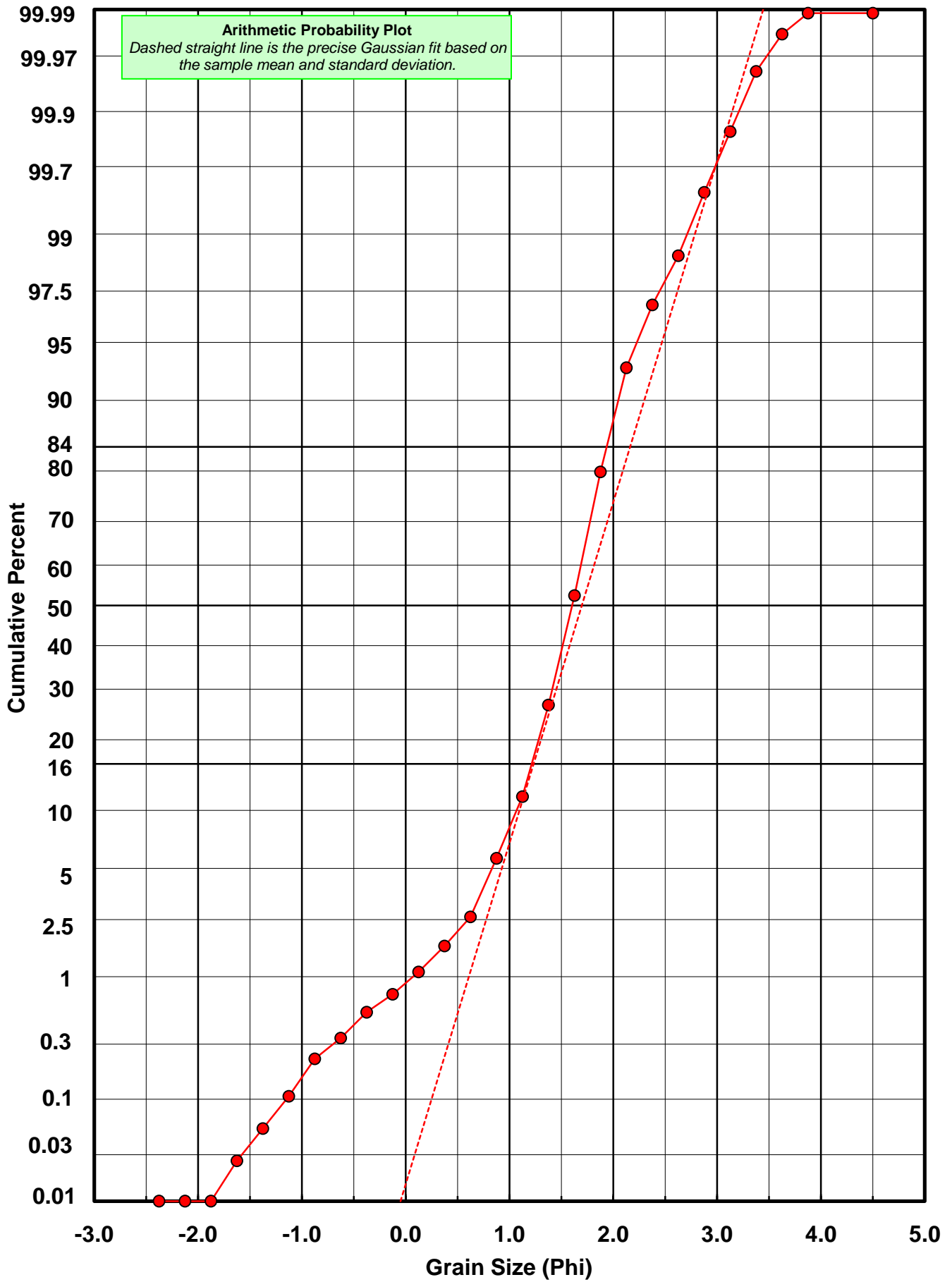
* RARD = reciprocal absolute relative dispersion (see below)

| Statistical Explanation | |
|---|--|
| Calculations based on the Method of Moments | |
| Skewness: 3rd Stand. Moment; Exact Gaussian = 0.0 | |
| Kurtosis: 4th Stand. Moment; Exact Gaussian = 3.0 | |
| For Further Explanation, See Basille et al. 2002 | |
| Millimeter data calculated by $mm = 2^{(-\phi)}$ | |

| Reciprocal Absolute Relative Dispersion (RARD) Scale | |
|--|---------------------------------------|
| < 0.5 | Excellent homogeneity (e.g., beaches) |
| 0.5 to 1.0 | Good homogeneity |
| 1.0 to 1.33 | Fair homogeneity |
| > 1.33 | Poor homogeneity (e.g., glacial) |



BV-38-BB



Carbonate Grain Size Distribution

Onshore Grab Sample

Sample: BV-38-BB

Total Carbonate Mass: 13.945 grams

% Carbonate: 26.3 %

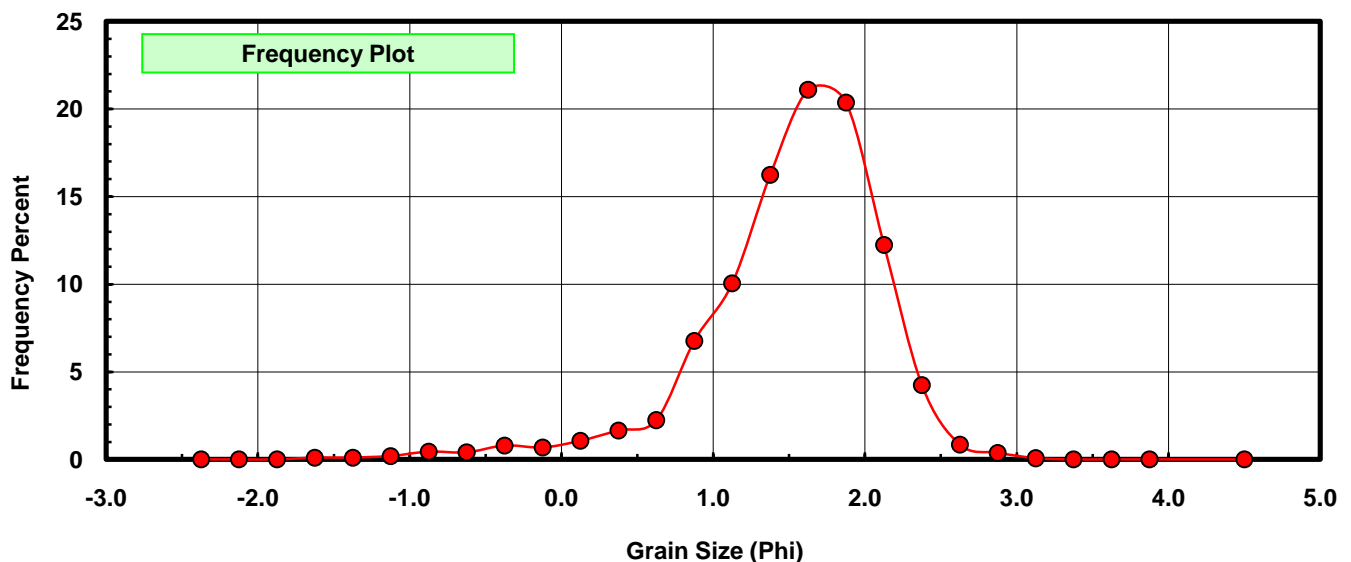
| Sieve Size (phi) | Sieve Midpt (phi) | Weight (grams) | Freq Weight % | Cumulative Weight % |
|------------------|-------------------|----------------|---------------|---------------------|
| -2.25 | -2.375 | 0.000 | 0.000 | 0.000 |
| -2.00 | -2.125 | 0.000 | 0.000 | 0.000 |
| -1.75 | -1.875 | 0.000 | 0.000 | 0.000 |
| -1.50 | -1.625 | 0.014 | 0.100 | 0.100 |
| -1.25 | -1.375 | 0.015 | 0.108 | 0.208 |
| -1.00 | -1.125 | 0.027 | 0.194 | 0.402 |
| -0.75 | -0.875 | 0.062 | 0.445 | 0.846 |
| -0.50 | -0.625 | 0.056 | 0.402 | 1.248 |
| -0.25 | -0.375 | 0.111 | 0.796 | 2.044 |
| 0.00 | -0.125 | 0.095 | 0.681 | 2.725 |
| 0.25 | 0.125 | 0.149 | 1.068 | 3.793 |
| 0.50 | 0.375 | 0.231 | 1.657 | 5.450 |
| 0.75 | 0.625 | 0.313 | 2.245 | 7.695 |
| 1.00 | 0.875 | 0.944 | 6.769 | 14.464 |
| 1.25 | 1.125 | 1.402 | 10.054 | 24.518 |
| 1.50 | 1.375 | 2.264 | 16.235 | 40.753 |
| 1.75 | 1.625 | 2.942 | 21.097 | 61.850 |
| 2.00 | 1.875 | 2.840 | 20.366 | 82.216 |
| 2.25 | 2.125 | 1.708 | 12.248 | 94.464 |
| 2.50 | 2.375 | 0.591 | 4.238 | 98.702 |
| 2.75 | 2.625 | 0.118 | 0.846 | 99.548 |
| 3.00 | 2.875 | 0.053 | 0.380 | 99.928 |
| 3.25 | 3.125 | 0.010 | 0.072 | 100.000 |
| 3.50 | 3.375 | 0.000 | 0.000 | 100.000 |
| 3.75 | 3.625 | 0.000 | 0.000 | 100.000 |
| 4.00 | 3.875 | 0.000 | 0.000 | 100.000 |
| 5.00 | 4.500 | 0.000 | 0.000 | 100.000 |

| Statistical Results | | | |
|---------------------|----------|---------------|-------------|
| Mean: | 1.5226 | phi | (0.3481 mm) |
| Standard Dev: | 0.6177 | phi-units | (0.6517 mm) |
| Skewness: | -1.3216 | dimensionless | |
| Kurtosis: | 6.1079 | dimensionless | |
| 5th Moment: | -19.6385 | dimensionless | |
| 6th Moment: | 82.1119 | dimensionless | |
| RARD * | 0.4057 | dimensionless | |
| Median | 1.4846 | phi | (0.3574 mm) |

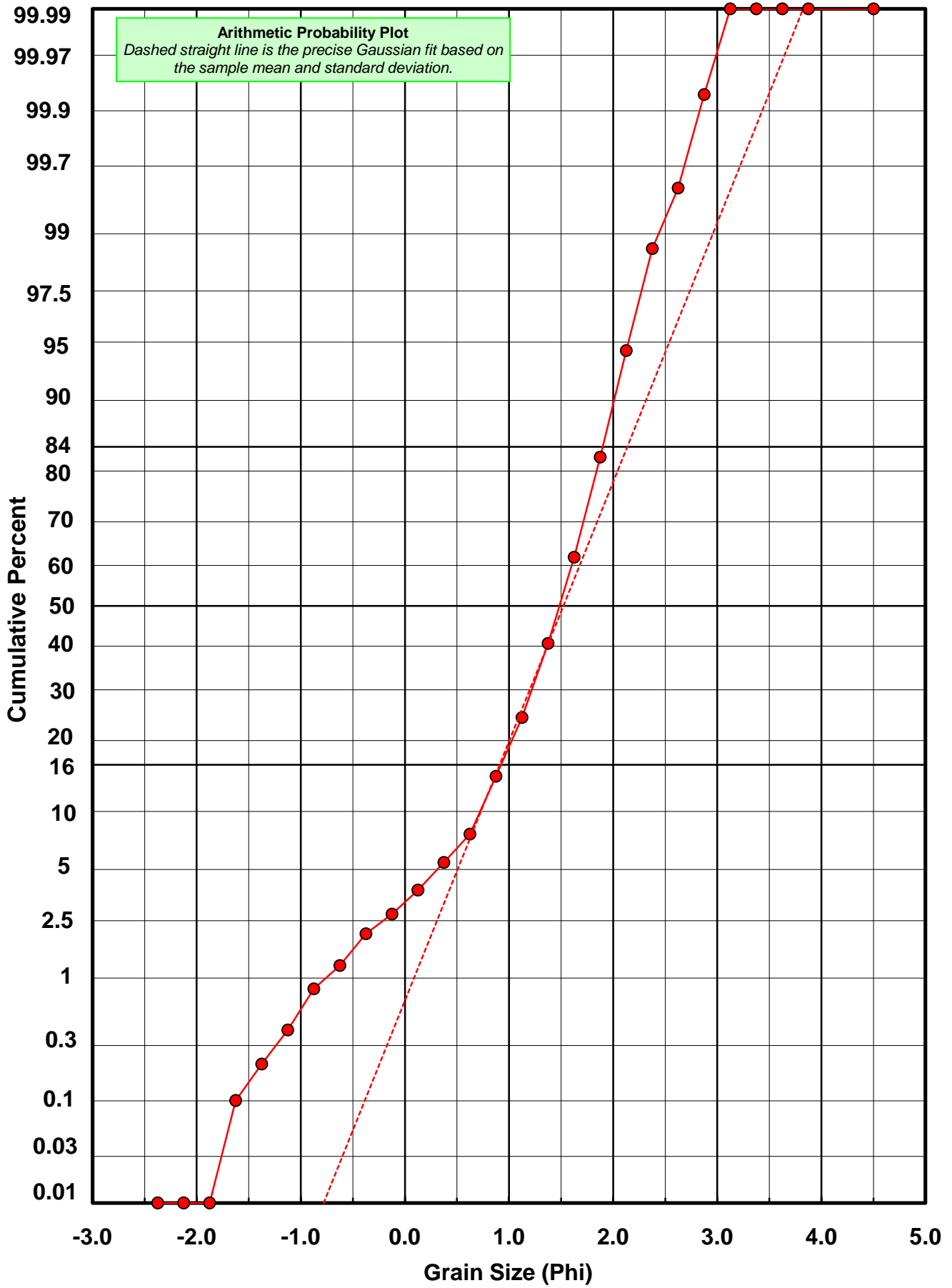
* RARD = reciprocal absolute relative dispersion (see below)

| Statistical Explanation | |
|---|--|
| Calculations based on the Method of Moments | |
| Skewness: 3rd Stand. Moment; Exact Gaussian = 0.0 | |
| Kurtosis: 4th Stand. Moment; Exact Gaussian = 3.0 | |
| For Further Explanation, See Basille et al. 2002 | |
| Millimeter data calculated by $mm = 2^{(-\phi)}$ | |

| Reciprocal Absolute Relative Dispersion (RARD) Scale | |
|--|---------------------------------------|
| < 0.5 | Excellent homogeneity (e.g., beaches) |
| 0.5 to 1.0 | Good homogeneity |
| 1.0 to 1.33 | Fair homogeneity |
| > 1.33 | Poor homogeneity (e.g., glacial) |



BV-38-BB



Post-Digestion Grain Size Distribution

Onshore Grab Sample

Sample: BV-38-BB

Total Digested Mass: 38.958 grams

% Silica: 73.7 %

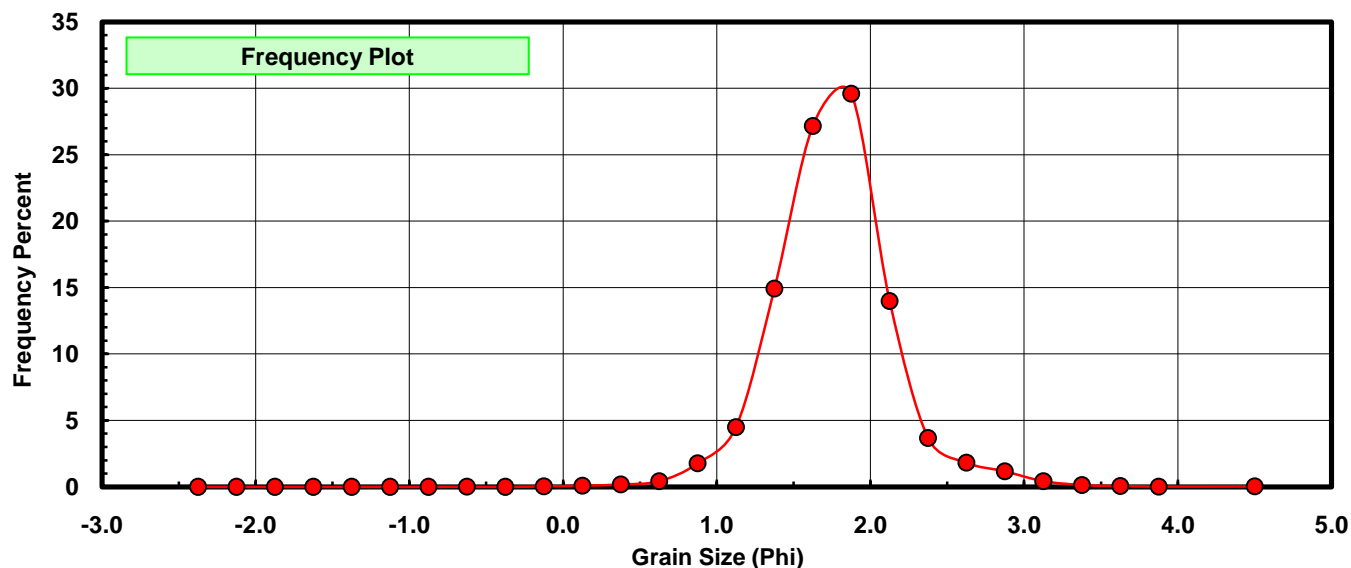
| Sieve Size (phi) | Sieve Midpt (phi) | Weight (grams) | Freq Weight % | Cumulative Weight % |
|------------------|-------------------|----------------|---------------|---------------------|
| -2.25 | -2.375 | 0.000 | 0.000 | 0.000 |
| -2.00 | -2.125 | 0.000 | 0.000 | 0.000 |
| -1.75 | -1.875 | 0.000 | 0.000 | 0.000 |
| -1.50 | -1.625 | 0.000 | 0.000 | 0.000 |
| -1.25 | -1.375 | 0.000 | 0.000 | 0.000 |
| -1.00 | -1.125 | 0.000 | 0.000 | 0.000 |
| -0.75 | -0.875 | 0.000 | 0.000 | 0.000 |
| -0.50 | -0.625 | 0.003 | 0.008 | 0.008 |
| -0.25 | -0.375 | 0.000 | 0.000 | 0.008 |
| 0.00 | -0.125 | 0.014 | 0.036 | 0.044 |
| 0.25 | 0.125 | 0.036 | 0.092 | 0.136 |
| 0.50 | 0.375 | 0.069 | 0.177 | 0.313 |
| 0.75 | 0.625 | 0.166 | 0.426 | 0.739 |
| 1.00 | 0.875 | 0.686 | 1.761 | 2.500 |
| 1.25 | 1.125 | 1.751 | 4.495 | 6.995 |
| 1.50 | 1.375 | 5.810 | 14.913 | 21.908 |
| 1.75 | 1.625 | 10.585 | 27.170 | 49.078 |
| 2.00 | 1.875 | 11.526 | 29.586 | 78.664 |
| 2.25 | 2.125 | 5.448 | 13.984 | 92.648 |
| 2.50 | 2.375 | 1.432 | 3.676 | 96.324 |
| 2.75 | 2.625 | 0.710 | 1.822 | 98.147 |
| 3.00 | 2.875 | 0.454 | 1.165 | 99.312 |
| 3.25 | 3.125 | 0.168 | 0.431 | 99.743 |
| 3.50 | 3.375 | 0.056 | 0.144 | 99.887 |
| 3.75 | 3.625 | 0.024 | 0.062 | 99.949 |
| 4.00 | 3.875 | 0.009 | 0.023 | 99.972 |
| 5.00 | 4.500 | 0.011 | 0.028 | 100.000 |

| Statistical Results | | | |
|---------------------|---------|---------------|-------------|
| Mean: | 1.7592 | phi | (0.2954 mm) |
| Standard Dev: | 0.3972 | phi-units | (0.7593 mm) |
| Skewness: | 0.3576 | dimensionless | |
| Kurtosis: | 5.6722 | dimensionless | |
| 5th Moment: | 8.2377 | dimensionless | |
| 6th Moment: | 87.2513 | dimensionless | |
| RARD * | 0.2258 | dimensionless | |
| Median | 1.6328 | phi | (0.3225 mm) |

* RARD = reciprocal absolute relative dispersion (see below)

| Statistical Explanation | |
|---|--|
| Calculations based on the Method of Moments | |
| Skewness: 3rd Stand. Moment; Exact Gaussian = 0.0 | |
| Kurtosis: 4th Stand. Moment; Exact Gaussian = 3.0 | |
| For Further Explanation, See Basille et al. 2002 | |
| Millimeter data calculated by $mm = 2^{(-\phi)}$ | |

| Reciprocal Absolute Relative Dispersion (RARD) Scale | |
|--|---------------------------------------|
| < 0.5 | Excellent homogeneity (e.g., beaches) |
| 0.5 to 1.0 | Good homogeneity |
| 1.0 to 1.33 | Fair homogeneity |
| > 1.33 | Poor homogeneity (e.g., glacial) |



BV-38-BB

