

Onshore Grab Sample

Sample: BV-37-BB
Sample Taken By: D. Phelps
Sample Collected On: 10/28/08
Splits? N/A

County: Brevard
Latitude: 28° 23' 4.2"
Longitude: 80° 35' 53.9"
Datum: WGS 84
Surf. Elev: N/A
Datum: N/A

Fine Data Summary

Total Sample Weight 59.011 grams
Total Fines in Sample 0.153 grams
Total Percent Fines 0.26 %

Dry Sieving Summary

Total Sample Weight 58.863 grams
Total Digested Weight 40.526 grams
Total Carbonate Weight 18.337 grams
Total Silica % 68.85 %
Total Carbonate % 31.15 %
Carbonate/Silica Ratio 0.452

General Comments:

None

Description

Worked By: M. Ladle

Pre-Digestion Grain Size Distribution

Onshore Grab Sample

Sample: BV-37-BB

Total Sample Mass: 58.863 grams

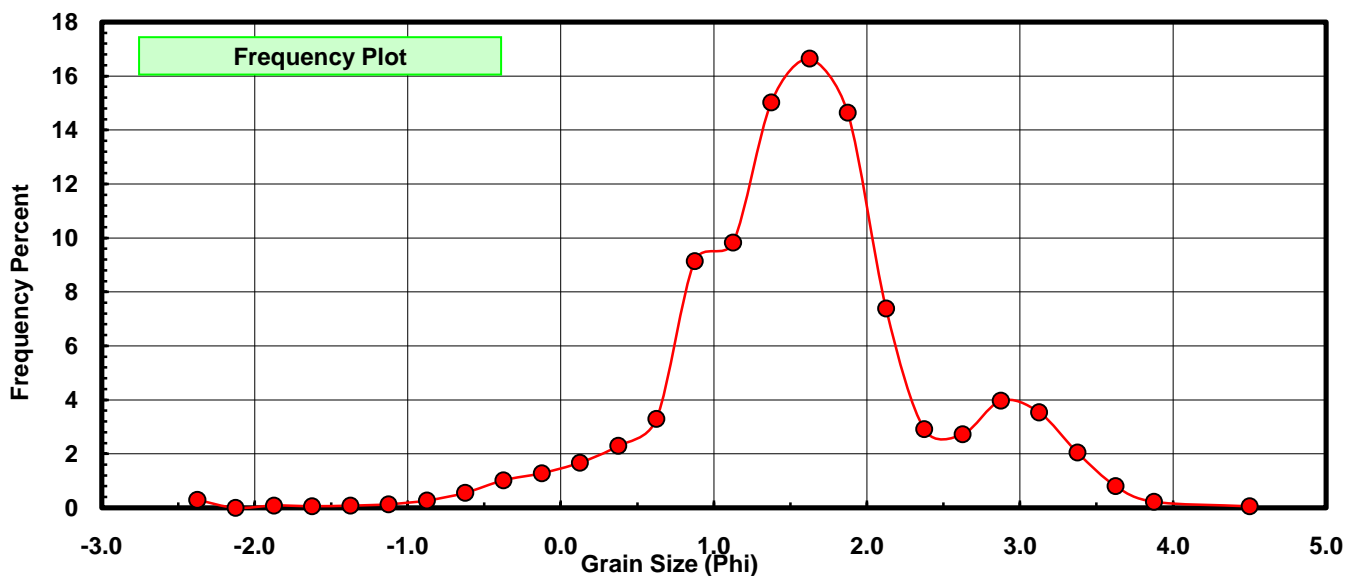
Sieve Size (phi)	Sieve Midpt (phi)	Weight (grams)	Freq Weight %	Cumulative Weight %
-2.25	-2.375	0.175	0.297	0.297
-2.00	-2.125	0.000	0.000	0.297
-1.75	-1.875	0.051	0.087	0.384
-1.50	-1.625	0.036	0.061	0.445
-1.25	-1.375	0.048	0.082	0.527
-1.00	-1.125	0.078	0.133	0.659
-0.75	-0.875	0.160	0.272	0.931
-0.50	-0.625	0.327	0.556	1.487
-0.25	-0.375	0.601	1.021	2.508
0.00	-0.125	0.756	1.284	3.792
0.25	0.125	0.986	1.675	5.467
0.50	0.375	1.352	2.297	7.764
0.75	0.625	1.937	3.291	11.054
1.00	0.875	5.383	9.145	20.199
1.25	1.125	5.784	9.826	30.026
1.50	1.375	8.845	15.026	45.052
1.75	1.625	9.797	16.644	61.696
2.00	1.875	8.617	14.639	76.335
2.25	2.125	4.351	7.392	83.727
2.50	2.375	1.715	2.914	86.640
2.75	2.625	1.602	2.722	89.362
3.00	2.875	2.336	3.969	93.330
3.25	3.125	2.083	3.539	96.869
3.50	3.375	1.205	2.047	98.916
3.75	3.625	0.472	0.802	99.718
4.00	3.875	0.133	0.226	99.944
5.00	4.50	0.033	0.056	100.000

Statistical Results			
Mean:	1.5816	phi	(0.3341 mm)
Standard Dev:	0.8564	phi-units	(0.5523 mm)
Skewness:	-0.3029	dimensionless	
Kurtosis:	4.7968	dimensionless	
5th Moment:	-8.1539	dimensionless	
6th Moment:	50.6906	dimensionless	
RARD *	0.5415	dimensionless	
Median	1.4493	phi	(0.3662 mm)

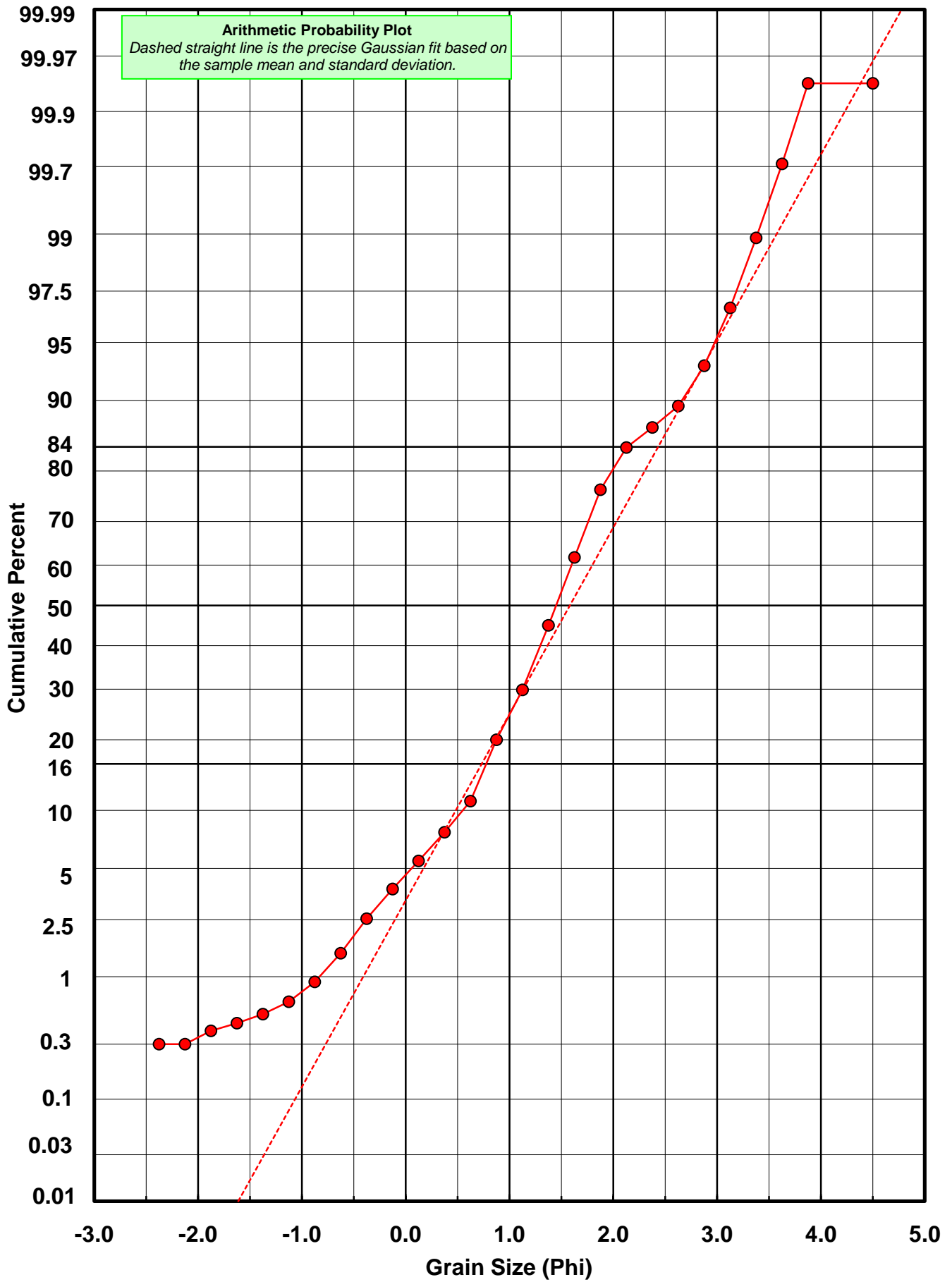
* RARD = reciprocal absolute relative dispersion (see below)

Statistical Explanation
Calculations based on the Method of Moments
Skewness: 3rd Stand. Moment; Exact Gaussian = 0.0
Kurtosis: 4th Stand. Moment; Exact Gaussian = 3.0
For Further Explanation, See Basille et al. 2002
Millimeter data calculated by $mm = 2^{(-\phi)}$

Reciprocal Absolute Relative Dispersion (RARD) Scale	
< 0.5	Excellent homogeneity (e.g., beaches)
0.5 to 1.0	Good homogeneity
1.0 to 1.33	Fair homogeneity
> 1.33	Poor homogeneity (e.g., glacial)



BV-37-BB



Carbonate Grain Size Distribution

Onshore Grab Sample

Sample: BV-37-BB

Total Carbonate Mass: 18.348 grams

% Carbonate: 31.2 %

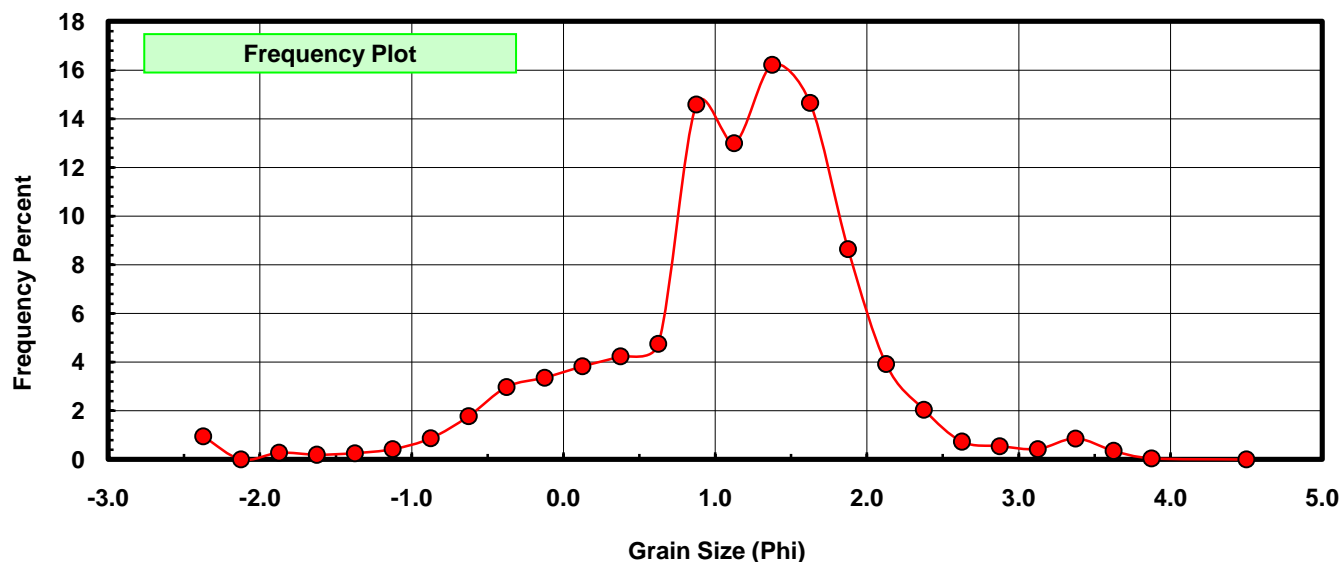
Sieve Size (phi)	Sieve Midpt (phi)	Weight (grams)	Freq Weight %	Cumulative Weight %
-2.25	-2.375	0.175	0.954	0.954
-2.00	-2.125	0.000	0.000	0.954
-1.75	-1.875	0.051	0.278	1.232
-1.50	-1.625	0.036	0.196	1.428
-1.25	-1.375	0.048	0.262	1.690
-1.00	-1.125	0.078	0.425	2.115
-0.75	-0.875	0.160	0.872	2.987
-0.50	-0.625	0.327	1.782	4.769
-0.25	-0.375	0.547	2.981	7.750
0.00	-0.125	0.617	3.363	11.113
0.25	0.125	0.702	3.826	14.939
0.50	0.375	0.778	4.240	19.179
0.75	0.625	0.872	4.753	23.932
1.00	0.875	2.677	14.590	38.522
1.25	1.125	2.384	12.993	51.515
1.50	1.375	2.976	16.220	67.735
1.75	1.625	2.688	14.650	82.385
2.00	1.875	1.587	8.649	91.034
2.25	2.125	0.721	3.930	94.964
2.50	2.375	0.376	2.049	97.013
2.75	2.625	0.135	0.736	97.749
3.00	2.875	0.101	0.550	98.300
3.25	3.125	0.079	0.431	98.730
3.50	3.375	0.159	0.867	99.597
3.75	3.625	0.065	0.354	99.951
4.00	3.875	0.009	0.049	100.000
5.00	4.500	0.000	0.000	100.000

Statistical Results			
Mean:	1.0987	phi	(0.4669 mm)
Standard Dev:	0.9043	phi-units	(0.5343 mm)
Skewness:	-0.7999	dimensionless	
Kurtosis:	5.0383	dimensionless	
5th Moment:	-9.9477	dimensionless	
6th Moment:	48.5599	dimensionless	
RARD *	0.8231	dimensionless	
Median	1.0958	phi	(0.4679 mm)

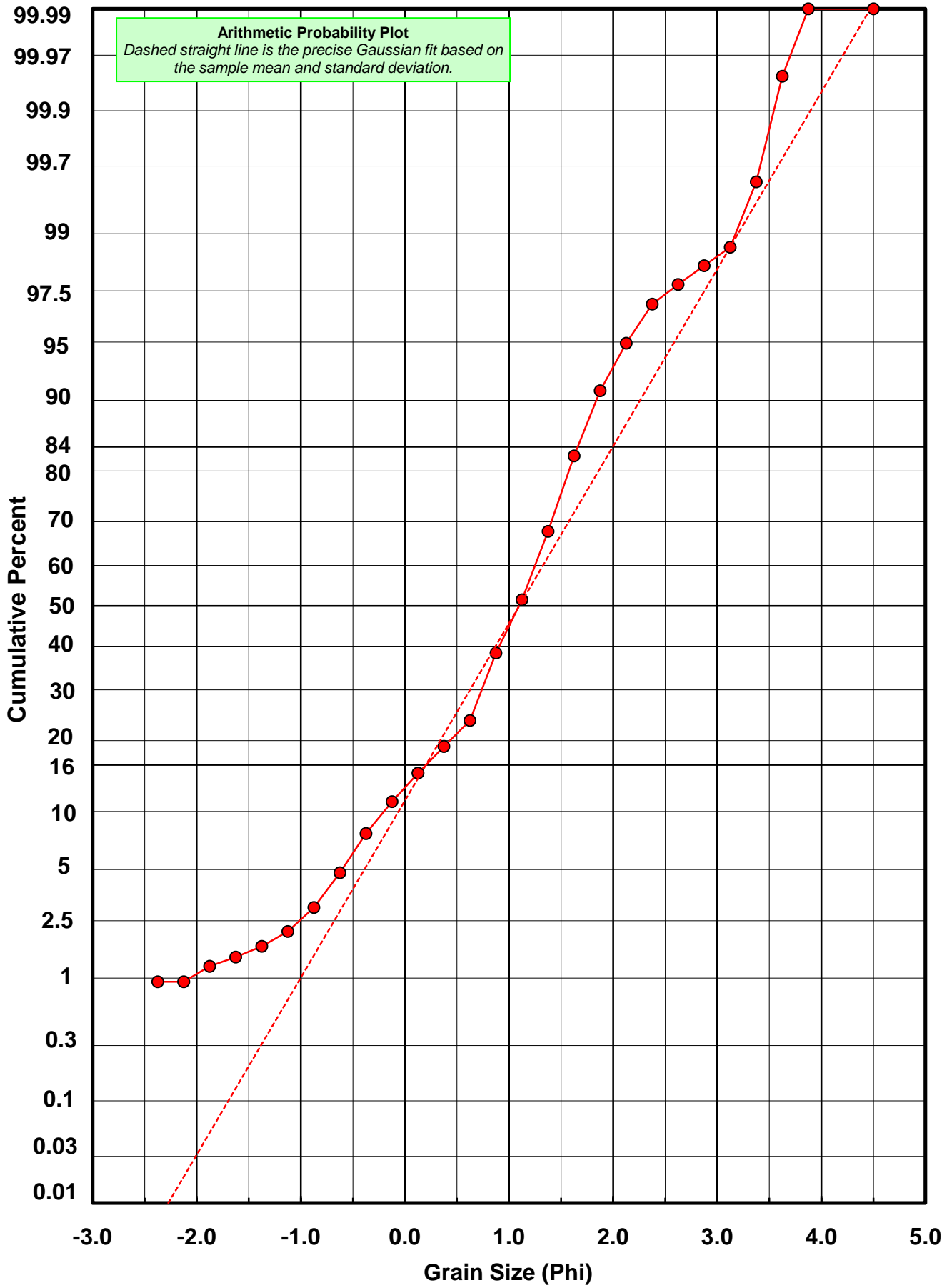
* RARD = reciprocal absolute relative dispersion (see below)

Statistical Explanation	
Calculations based on the Method of Moments	
Skewness: 3rd Stand. Moment; Exact Gaussian = 0.0	
Kurtosis: 4th Stand. Moment; Exact Gaussian = 3.0	
For Further Explanation, See Basille et al. 2002	
Millimeter data calculated by $mm = 2^{(-\phi)}$	

Reciprocal Absolute Relative Dispersion (RARD) Scale	
< 0.5	Excellent homogeneity (e.g., beaches)
0.5 to 1.0	Good homogeneity
1.0 to 1.33	Fair homogeneity
> 1.33	Poor homogeneity (e.g., glacial)



BV-37-BB



Post-Digestion Grain Size Distribution

Onshore Grab Sample

Sample: BV-37-BB

Total Digested Mass: 40.526 grams

% Silica: 68.8 %

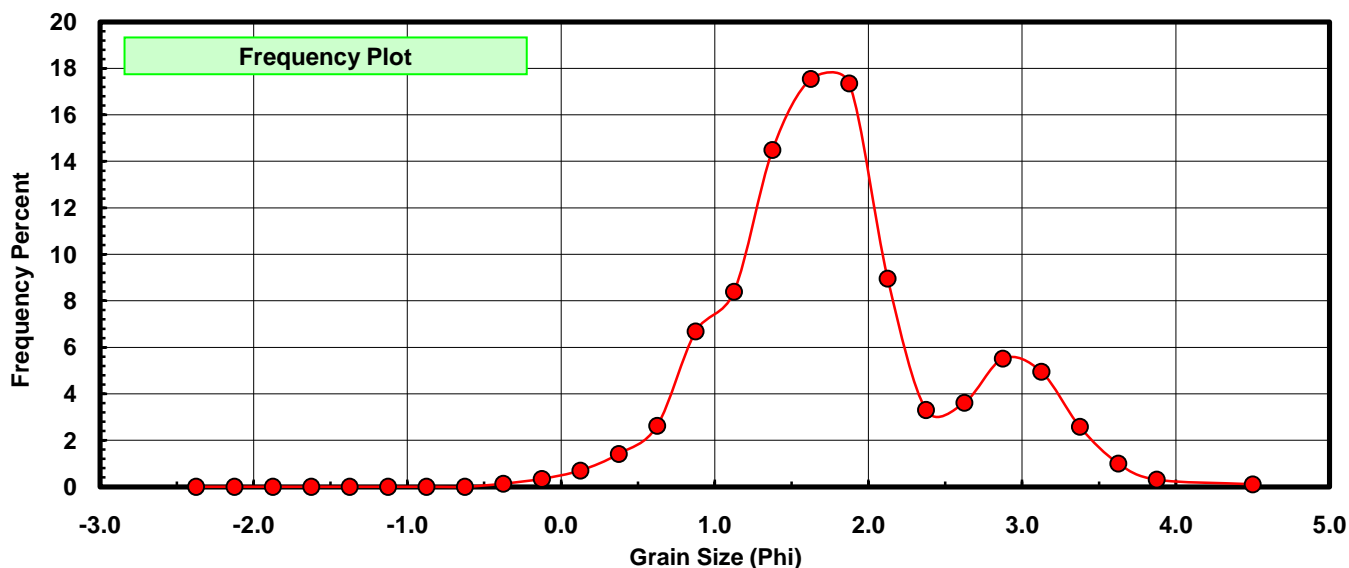
Sieve Size (phi)	Sieve Midpt (phi)	Weight (grams)	Freq Weight %	Cumulative Weight %
-2.25	-2.375	0.000	0.000	0.000
-2.00	-2.125	0.000	0.000	0.000
-1.75	-1.875	0.000	0.000	0.000
-1.50	-1.625	0.000	0.000	0.000
-1.25	-1.375	0.000	0.000	0.000
-1.00	-1.125	0.000	0.000	0.000
-0.75	-0.875	0.000	0.000	0.000
-0.50	-0.625	0.000	0.000	0.000
-0.25	-0.375	0.054	0.133	0.133
0.00	-0.125	0.139	0.343	0.476
0.25	0.125	0.284	0.701	1.177
0.50	0.375	0.574	1.416	2.593
0.75	0.625	1.065	2.628	5.221
1.00	0.875	2.706	6.677	11.899
1.25	1.125	3.400	8.390	20.288
1.50	1.375	5.869	14.482	34.770
1.75	1.625	7.109	17.542	52.312
2.00	1.875	7.030	17.347	69.659
2.25	2.125	3.630	8.957	78.616
2.50	2.375	1.339	3.304	81.920
2.75	2.625	1.467	3.620	85.540
3.00	2.875	2.235	5.515	91.055
3.25	3.125	2.004	4.945	96.000
3.50	3.375	1.046	2.581	98.581
3.75	3.625	0.407	1.004	99.585
4.00	3.875	0.124	0.306	99.891
5.00	4.500	0.044	0.109	100.000

Statistical Results			
Mean:	1.8011	phi	(0.287 mm)
Standard Dev:	0.7480	phi-units	(0.5954 mm)
Skewness:	0.4327	dimensionless	
Kurtosis:	3.0886	dimensionless	
5th Moment:	2.4960	dimensionless	
6th Moment:	14.6345	dimensionless	
RARD *	0.4153	dimensionless	
Median	1.5920	phi	(0.3317 mm)

* RARD = reciprocal absolute relative dispersion (see below)

Statistical Explanation	
Calculations based on the Method of Moments	
Skewness: 3rd Stand. Moment; Exact Gaussian = 0.0	
Kurtosis: 4th Stand. Moment; Exact Gaussian = 3.0	
For Further Explanation, See Basille et al. 2002	
Millimeter data calculated by $mm = 2^{(-phi)}$	

Reciprocal Absolute Relative Dispersion (RARD) Scale	
< 0.5	Excellent homogeneity (e.g., beaches)
0.5 to 1.0	Good homogeneity
1.0 to 1.33	Fair homogeneity
> 1.33	Poor homogeneity (e.g., glacial)



BV-37-BB

