

Onshore Grab Sample

Sample: BV-36-BB
Sample Taken By: D. Phelps
Sample Collected On: 3/17/09
Splits? N/A

County: Brevard
Latitude: 28° 23' 48.9"
Longitude: 80° 35' 40.7"
Datum: WGS 84
Surf. Elev: N/A
Datum: N/A

Fine Data Summary

Total Sample Weight 64.568 grams
Total Fines in Sample 0.356 grams
Total Percent Fines 0.55 %

Dry Sieving Summary

Total Sample Weight 64.284 grams
Total Digested Weight 50.725 grams
Total Carbonate Weight 13.559 grams
Total Silica % 78.91 %
Total Carbonate % 21.09 %
Carbonate/Silica Ratio 0.267

General Comments:

None

Description

Worked By: M. Ladle

Pre-Digestion Grain Size Distribution

Onshore Grab Sample

Sample: BV-36-BB

Total Sample Mass: 64.284 grams

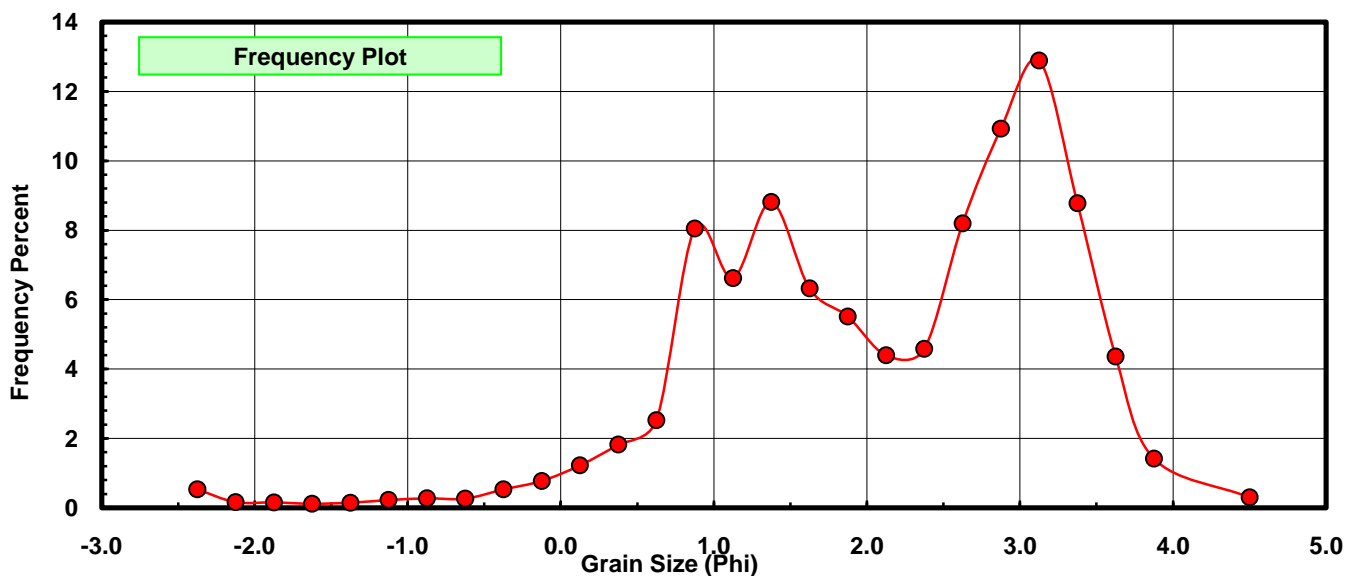
Sieve Size (phi)	Sieve Midpt (phi)	Weight (grams)	Freq Weight %	Cumulative Weight %
-2.25	-2.375	0.345	0.537	0.537
-2.00	-2.125	0.108	0.168	0.705
-1.75	-1.875	0.103	0.160	0.865
-1.50	-1.625	0.078	0.121	0.986
-1.25	-1.375	0.097	0.151	1.137
-1.00	-1.125	0.146	0.227	1.364
-0.75	-0.875	0.178	0.277	1.641
-0.50	-0.625	0.172	0.268	1.909
-0.25	-0.375	0.343	0.534	2.442
0.00	-0.125	0.500	0.778	3.220
0.25	0.125	0.788	1.226	4.446
0.50	0.375	1.173	1.825	6.271
0.75	0.625	1.626	2.529	8.800
1.00	0.875	5.175	8.050	16.850
1.25	1.125	4.257	6.622	23.472
1.50	1.375	5.665	8.812	32.285
1.75	1.625	4.068	6.328	38.613
2.00	1.875	3.547	5.518	44.131
2.25	2.125	2.826	4.396	48.527
2.50	2.375	2.948	4.586	53.113
2.75	2.625	5.271	8.200	61.312
3.00	2.875	7.024	10.927	72.239
3.25	3.125	8.286	12.890	85.128
3.50	3.375	5.646	8.783	93.911
3.75	3.625	2.803	4.360	98.272
4.00	3.875	0.915	1.423	99.695
5.00	4.50	0.196	0.305	100.000

Statistical Results			
Mean:	2.1215	phi	(0.2298 mm)
Standard Dev:	1.1379	phi-units	(0.4544 mm)
Skewness:	-0.7894	dimensionless	
Kurtosis:	3.8008	dimensionless	
5th Moment:	-9.7668	dimensionless	
6th Moment:	36.9154	dimensionless	
RARD *	0.5364	dimensionless	
Median	2.2053	phi	(0.2168 mm)

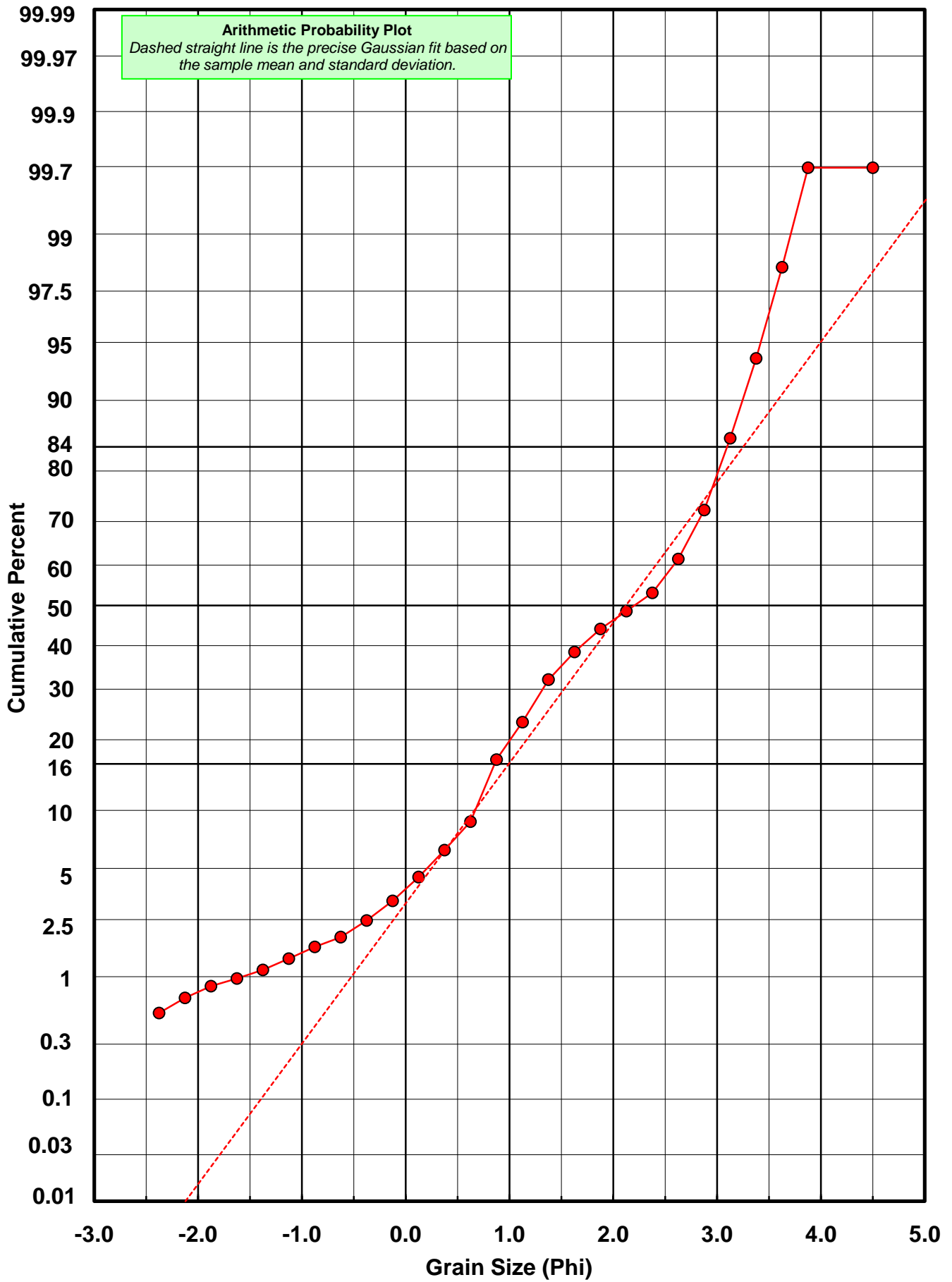
* RARD = reciprocal absolute relative dispersion (see below)

Statistical Explanation
Calculations based on the Method of Moments
Skewness: 3rd Stand. Moment; Exact Gaussian = 0.0
Kurtosis: 4th Stand. Moment; Exact Gaussian = 3.0
For Further Explanation, See Basille et al. 2002
Millimeter data calculated by $mm = 2^{(-\phi)}$

Reciprocal Absolute Relative Dispersion (RARD) Scale	
< 0.5	Excellent homogeneity (e.g., beaches)
0.5 to 1.0	Good homogeneity
1.0 to 1.33	Fair homogeneity
> 1.33	Poor homogeneity (e.g., glacial)



BV-36-BB



Carbonate Grain Size Distribution

Onshore Grab Sample

Sample: BV-36-BB

Total Carbonate Mass: 13.759 grams

% Carbonate: 21.1 %

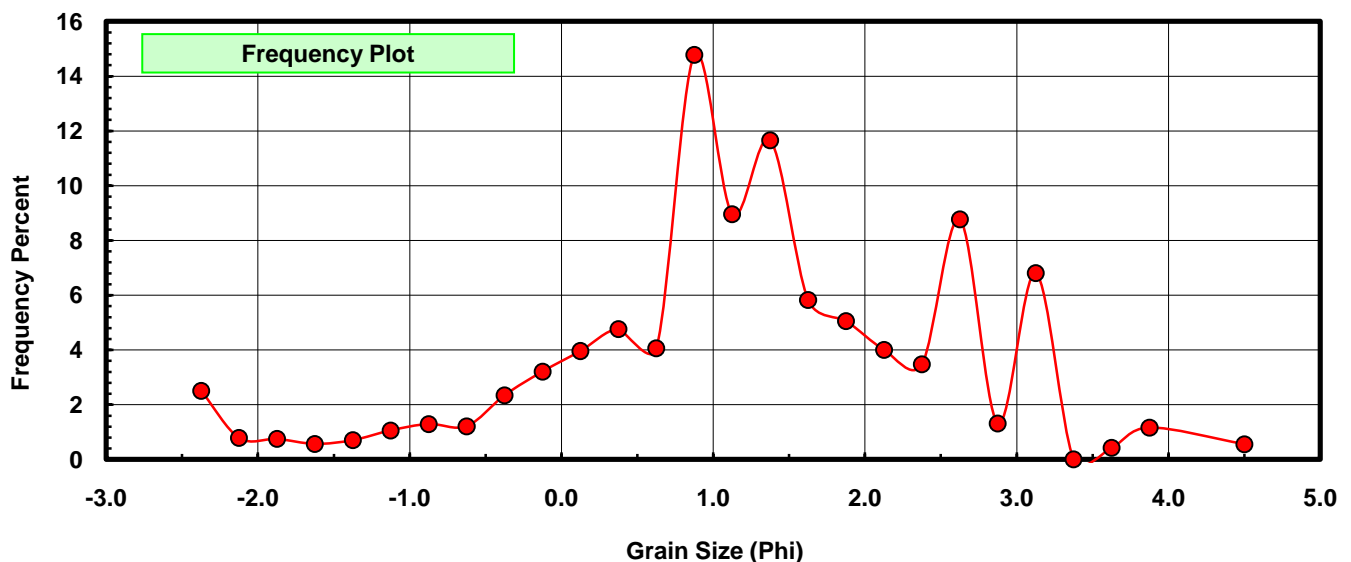
Sieve Size (phi)	Sieve Midpt (phi)	Weight (grams)	Freq Weight %	Cumulative Weight %
-2.25	-2.375	0.345	2.507	2.507
-2.00	-2.125	0.108	0.785	3.292
-1.75	-1.875	0.103	0.749	4.041
-1.50	-1.625	0.078	0.567	4.608
-1.25	-1.375	0.097	0.705	5.313
-1.00	-1.125	0.146	1.061	6.374
-0.75	-0.875	0.178	1.294	7.668
-0.50	-0.625	0.167	1.214	8.881
-0.25	-0.375	0.323	2.348	11.229
0.00	-0.125	0.442	3.212	14.441
0.25	0.125	0.545	3.961	18.403
0.50	0.375	0.655	4.761	23.163
0.75	0.625	0.558	4.056	27.219
1.00	0.875	2.033	14.776	41.994
1.25	1.125	1.232	8.954	50.948
1.50	1.375	1.604	11.658	62.606
1.75	1.625	0.801	5.822	68.428
2.00	1.875	0.696	5.059	73.486
2.25	2.125	0.551	4.005	77.491
2.50	2.375	0.478	3.474	80.965
2.75	2.625	1.206	8.765	89.730
3.00	2.875	0.181	1.316	91.046
3.25	3.125	0.936	6.803	97.849
3.50	3.375	0.000	0.000	97.849
3.75	3.625	0.059	0.429	98.277
4.00	3.875	0.160	1.163	99.440
5.00	4.500	0.077	0.560	100.000

Statistical Results			
Mean:	1.2090	phi	(0.4326 mm)
Standard Dev:	1.3546	phi-units	(0.3911 mm)
Skewness:	-0.4901	dimensionless	
Kurtosis:	3.3181	dimensionless	
5th Moment:	-4.0985	dimensionless	
6th Moment:	16.7374	dimensionless	
RARD *	1.1204	dimensionless	
Median	1.0985	phi	(0.467 mm)

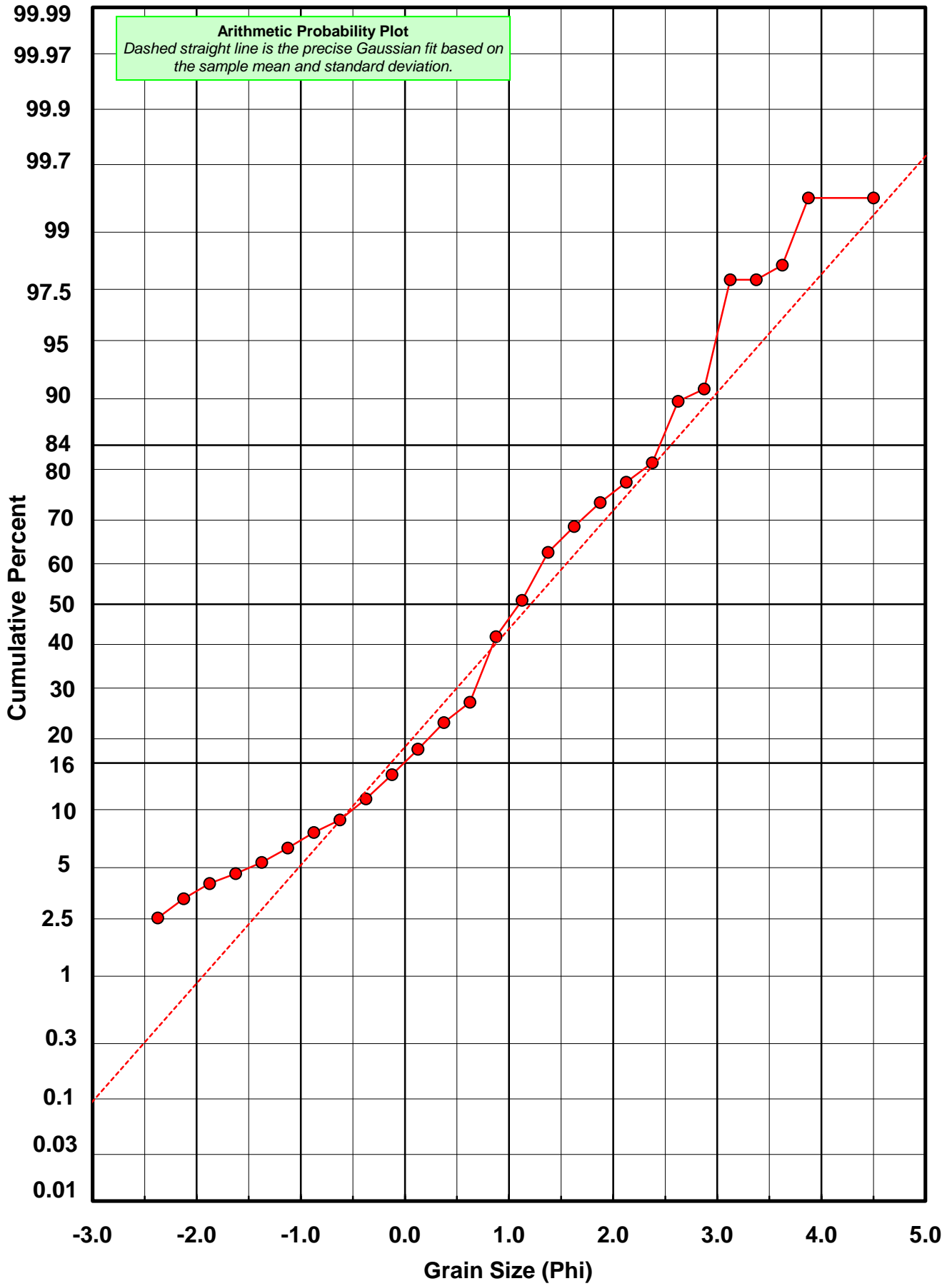
* RARD = reciprocal absolute relative dispersion (see below)

Statistical Explanation	
Calculations based on the Method of Moments	
Skewness: 3rd Stand. Moment; Exact Gaussian = 0.0	
Kurtosis: 4th Stand. Moment; Exact Gaussian = 3.0	
For Further Explanation, See Basille et al. 2002	
Millimeter data calculated by $mm = 2^{(-\phi)}$	

Reciprocal Absolute Relative Dispersion (RARD) Scale	
< 0.5	Excellent homogeneity (e.g., beaches)
0.5 to 1.0	Good homogeneity
1.0 to 1.33	Fair homogeneity
> 1.33	Poor homogeneity (e.g., glacial)



BV-36-BB



Post-Digestion Grain Size Distribution

Onshore Grab Sample

Sample: BV-36-BB

Total Digested Mass: 50.725 grams

% Silica: 78.9 %

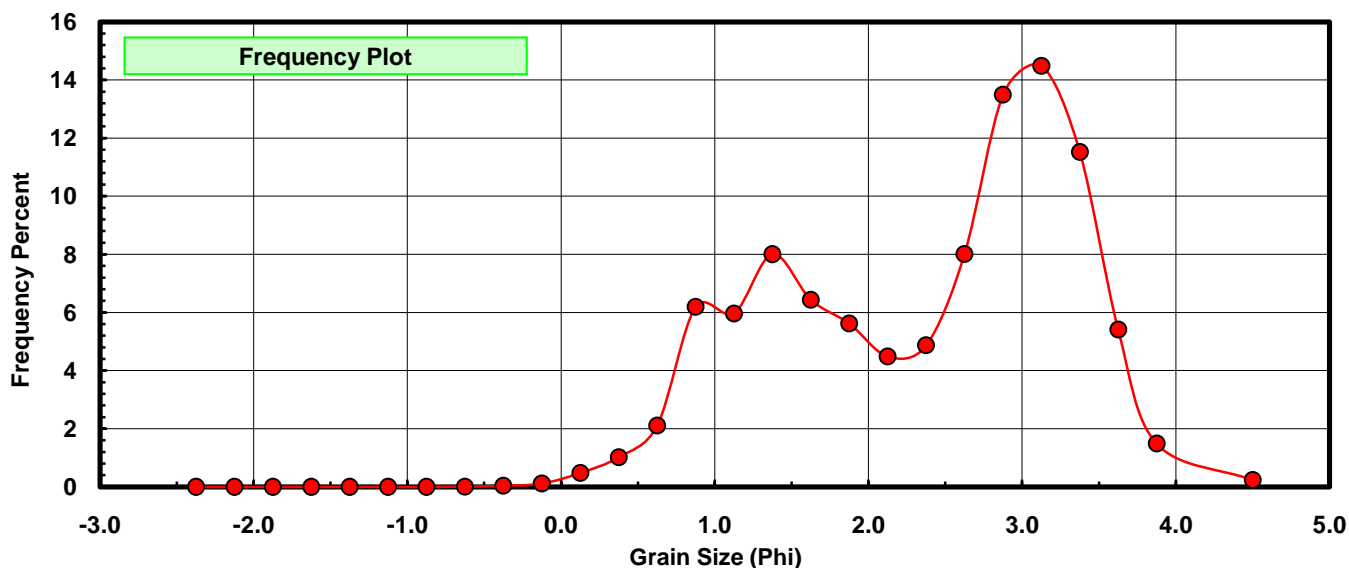
Sieve Size (phi)	Sieve Midpt (phi)	Weight (grams)	Freq Weight %	Cumulative Weight %
-2.25	-2.375	0.000	0.000	0.000
-2.00	-2.125	0.000	0.000	0.000
-1.75	-1.875	0.000	0.000	0.000
-1.50	-1.625	0.000	0.000	0.000
-1.25	-1.375	0.000	0.000	0.000
-1.00	-1.125	0.000	0.000	0.000
-0.75	-0.875	0.000	0.000	0.000
-0.50	-0.625	0.005	0.010	0.010
-0.25	-0.375	0.020	0.039	0.049
0.00	-0.125	0.058	0.114	0.164
0.25	0.125	0.243	0.479	0.643
0.50	0.375	0.518	1.021	1.664
0.75	0.625	1.068	2.105	3.769
1.00	0.875	3.142	6.194	9.964
1.25	1.125	3.025	5.964	15.927
1.50	1.375	4.061	8.006	23.933
1.75	1.625	3.267	6.441	30.374
2.00	1.875	2.851	5.621	35.994
2.25	2.125	2.275	4.485	40.479
2.50	2.375	2.470	4.869	45.348
2.75	2.625	4.065	8.014	53.362
3.00	2.875	6.843	13.490	66.853
3.25	3.125	7.350	14.490	81.343
3.50	3.375	5.846	11.525	92.867
3.75	3.625	2.744	5.410	98.277
4.00	3.875	0.755	1.488	99.765
5.00	4.500	0.119	0.235	100.000

Statistical Results			
Mean:	2.3739	phi	(0.1929 mm)
Standard Dev:	0.9423	phi-units	(0.5204 mm)
Skewness:	-0.4177	dimensionless	
Kurtosis:	2.0002	dimensionless	
5th Moment:	-1.8590	dimensionless	
6th Moment:	6.0527	dimensionless	
RARD *	0.3969	dimensionless	
Median	2.5201	phi	(0.1743 mm)

* RARD = reciprocal absolute relative dispersion (see below)

Statistical Explanation	
Calculations based on the Method of Moments	
Skewness: 3rd Stand. Moment; Exact Gaussian = 0.0	
Kurtosis: 4th Stand. Moment; Exact Gaussian = 3.0	
For Further Explanation, See Basille et al. 2002	
Millimeter data calculated by $mm = 2^{(-phi)}$	

Reciprocal Absolute Relative Dispersion (RARD) Scale	
< 0.5	Excellent homogeneity (e.g., beaches)
0.5 to 1.0	Good homogeneity
1.0 to 1.33	Fair homogeneity
> 1.33	Poor homogeneity (e.g., glacial)



BV-36-BB

