

**Onshore Grab Sample**

**Sample:** BV-34-BB  
**Sample Taken By:** D. Phelps  
**Sample Collected On:** 3/18/09  
**Splits?** N/A

**County:** Brevard  
**Latitude:** 28° 24' 48.5"  
**Longitude:** 80° 35' 1.1"  
**Datum:** WGS 84  
**Surf. Elev:** N/A  
**Datum:** N/A

**Fine Data Summary**

Total Sample Weight 55.626 grams  
Total Fines in Sample 0.053 grams  
Total Percent Fines 0.10 %

**Dry Sieving Summary**

Total Sample Weight 55.511 grams  
Total Digested Weight 32.733 grams  
Total Carbonate Weight 22.778 grams  
Total Silica % 58.97 %  
Total Carbonate % 41.03 %  
Carbonate/Silica Ratio 0.696

**General Comments:**

None

**Description**

Worked By: M. Ladle

# Pre-Digestion Grain Size Distribution

Onshore Grab Sample

Sample: BV-34-BB

Total Sample Mass: 55.511 grams

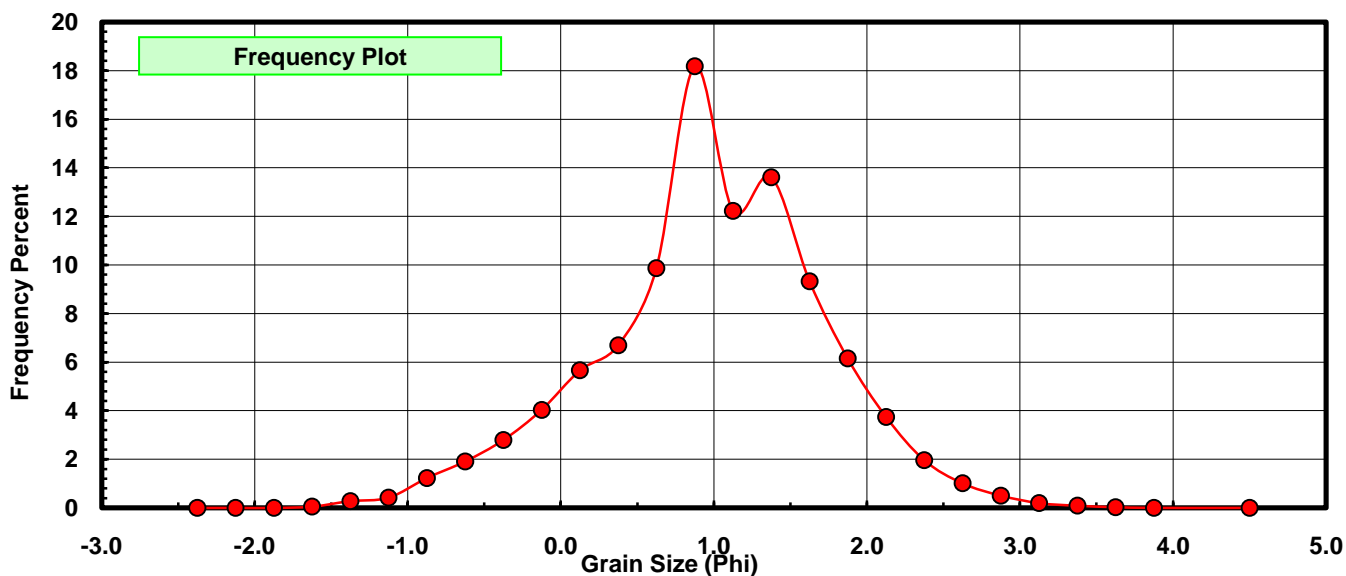
Sieve Size (phi)	Sieve Midpt (phi)	Weight (grams)	Freq Weight %	Cumulative Weight %
-2.25	-2.375	0.000	0.000	0.000
-2.00	-2.125	0.000	0.000	0.000
-1.75	-1.875	0.000	0.000	0.000
-1.50	-1.625	0.029	0.052	0.052
-1.25	-1.375	0.155	0.279	0.331
-1.00	-1.125	0.234	0.422	0.753
-0.75	-0.875	0.682	1.229	1.982
-0.50	-0.625	1.061	1.911	3.893
-0.25	-0.375	1.551	2.794	6.687
0.00	-0.125	2.240	4.035	10.722
0.25	0.125	3.142	5.660	16.382
0.50	0.375	3.716	6.694	23.077
0.75	0.625	5.478	9.868	32.945
1.00	0.875	10.092	18.180	51.125
1.25	1.125	6.790	12.232	63.357
1.50	1.375	7.558	13.615	76.972
1.75	1.625	5.180	9.331	86.304
2.00	1.875	3.413	6.148	92.452
2.25	2.125	2.080	3.747	96.199
2.50	2.375	1.089	1.962	98.161
2.75	2.625	0.561	1.011	99.171
3.00	2.875	0.281	0.506	99.678
3.25	3.125	0.110	0.198	99.876
3.50	3.375	0.050	0.090	99.966
3.75	3.625	0.017	0.031	99.996
4.00	3.875	0.001	0.002	99.998
5.00	4.50	0.001	0.002	100.000

Statistical Results			
Mean:	0.9748	phi	(0.5088 mm)
Standard Dev:	0.7629	phi-units	(0.5893 mm)
Skewness:	-0.2447	dimensionless	
Kurtosis:	3.2622	dimensionless	
5th Moment:	-1.6800	dimensionless	
6th Moment:	17.0760	dimensionless	
RARD *	0.7827	dimensionless	
Median	0.8595	phi	(0.5511 mm)

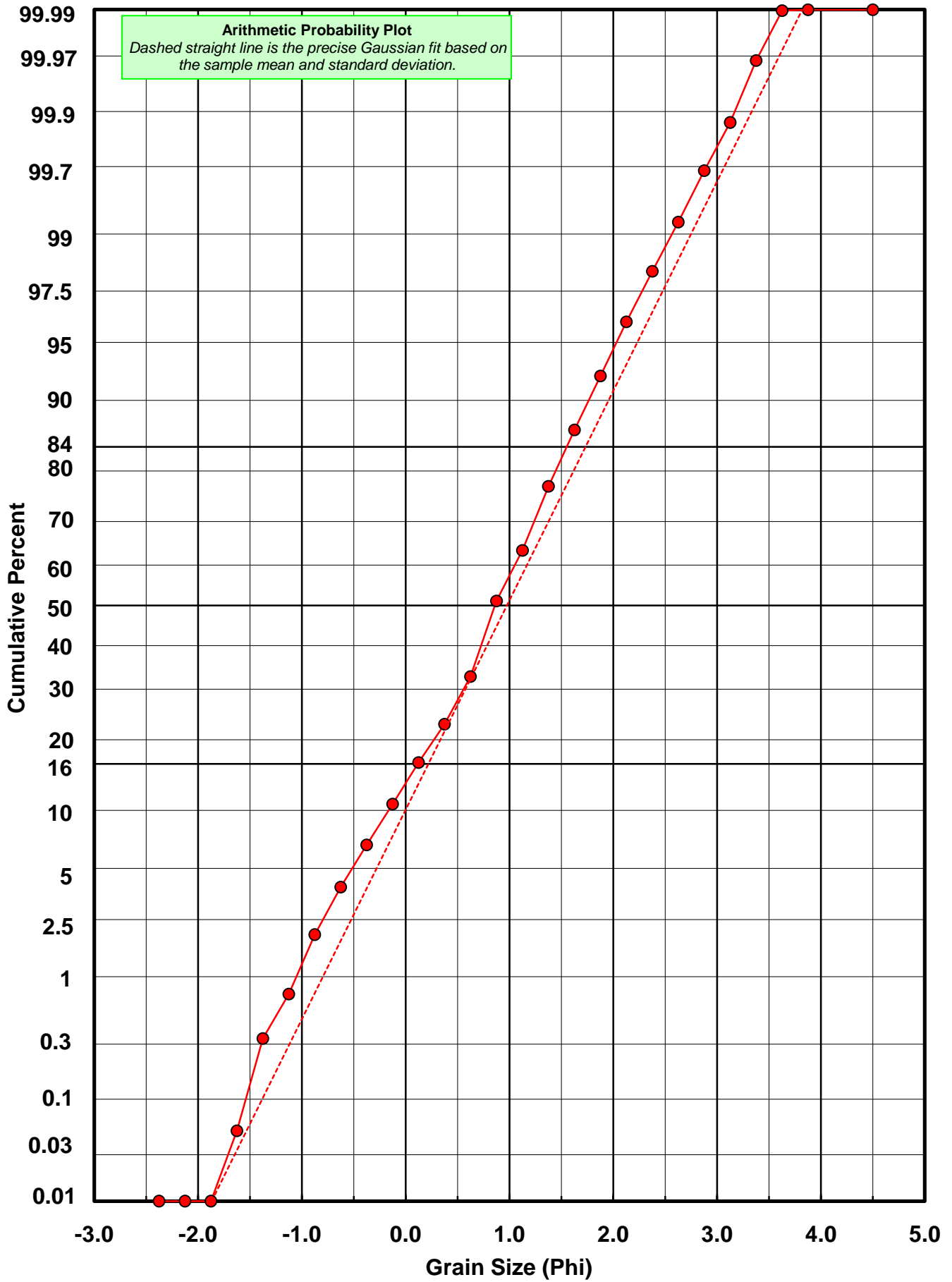
\* RARD = reciprocal absolute relative dispersion (see below)

Statistical Explanation	
Calculations based on the Method of Moments	
Skewness: 3rd Stand. Moment; Exact Gaussian = 0.0	
Kurtosis: 4th Stand. Moment; Exact Gaussian = 3.0	
For Further Explanation, See Basille et al. 2002	
Millimeter data calculated by $mm = 2^{(-\phi)}$	

Reciprocal Absolute Relative Dispersion (RARD) Scale	
< 0.5	Excellent homogeneity (e.g., beaches)
0.5 to 1.0	Good homogeneity
1.0 to 1.33	Fair homogeneity
> 1.33	Poor homogeneity (e.g., glacial)



# BV-34-BB



# Carbonate Grain Size Distribution

Onshore Grab Sample

Sample: BV-34-BB

Total Carbonate Mass: 22.785 grams

% Carbonate: 41.0 %

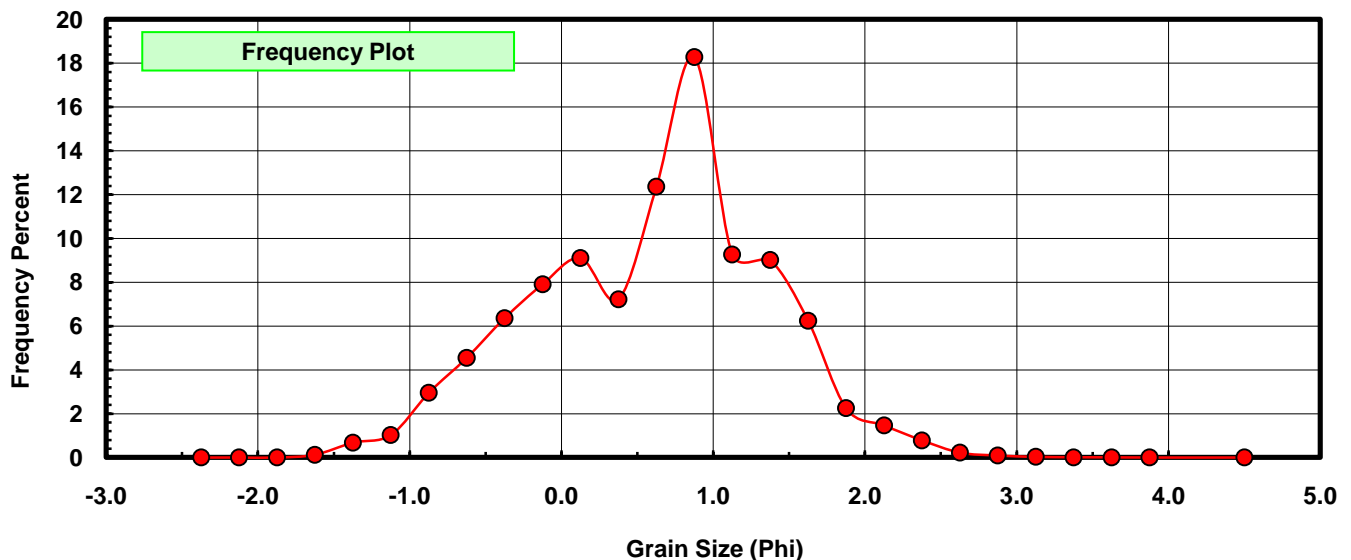
Sieve Size (phi)	Sieve Midpt (phi)	Weight (grams)	Freq Weight %	Cumulative Weight %
-2.25	-2.375	0.000	0.000	0.000
-2.00	-2.125	0.000	0.000	0.000
-1.75	-1.875	0.000	0.000	0.000
-1.50	-1.625	0.029	0.127	0.127
-1.25	-1.375	0.155	0.680	0.808
-1.00	-1.125	0.234	1.027	1.835
-0.75	-0.875	0.673	2.954	4.788
-0.50	-0.625	1.037	4.551	9.339
-0.25	-0.375	1.450	6.364	15.703
0.00	-0.125	1.802	7.909	23.612
0.25	0.125	2.075	9.107	32.719
0.50	0.375	1.646	7.224	39.943
0.75	0.625	2.816	12.359	52.302
1.00	0.875	4.166	18.284	70.586
1.25	1.125	2.112	9.269	79.855
1.50	1.375	2.054	9.015	88.870
1.75	1.625	1.424	6.250	95.120
2.00	1.875	0.514	2.256	97.375
2.25	2.125	0.335	1.470	98.846
2.50	2.375	0.179	0.786	99.631
2.75	2.625	0.051	0.224	99.855
3.00	2.875	0.021	0.092	99.947
3.25	3.125	0.007	0.031	99.978
3.50	3.375	0.003	0.013	99.991
3.75	3.625	0.002	0.009	100.000
4.00	3.875	0.000	0.000	100.000
5.00	4.500	0.000	0.000	100.000

Statistical Results			
Mean:	0.5969	phi	(0.6612 mm)
Standard Dev:	0.7887	phi-units	(0.5788 mm)
Skewness:	-0.1766	dimensionless	
Kurtosis:	2.6152	dimensionless	
5th Moment:	-0.6109	dimensionless	
6th Moment:	10.6909	dimensionless	
RARD *	1.3214	dimensionless	
Median	0.5784	phi	(0.6697 mm)

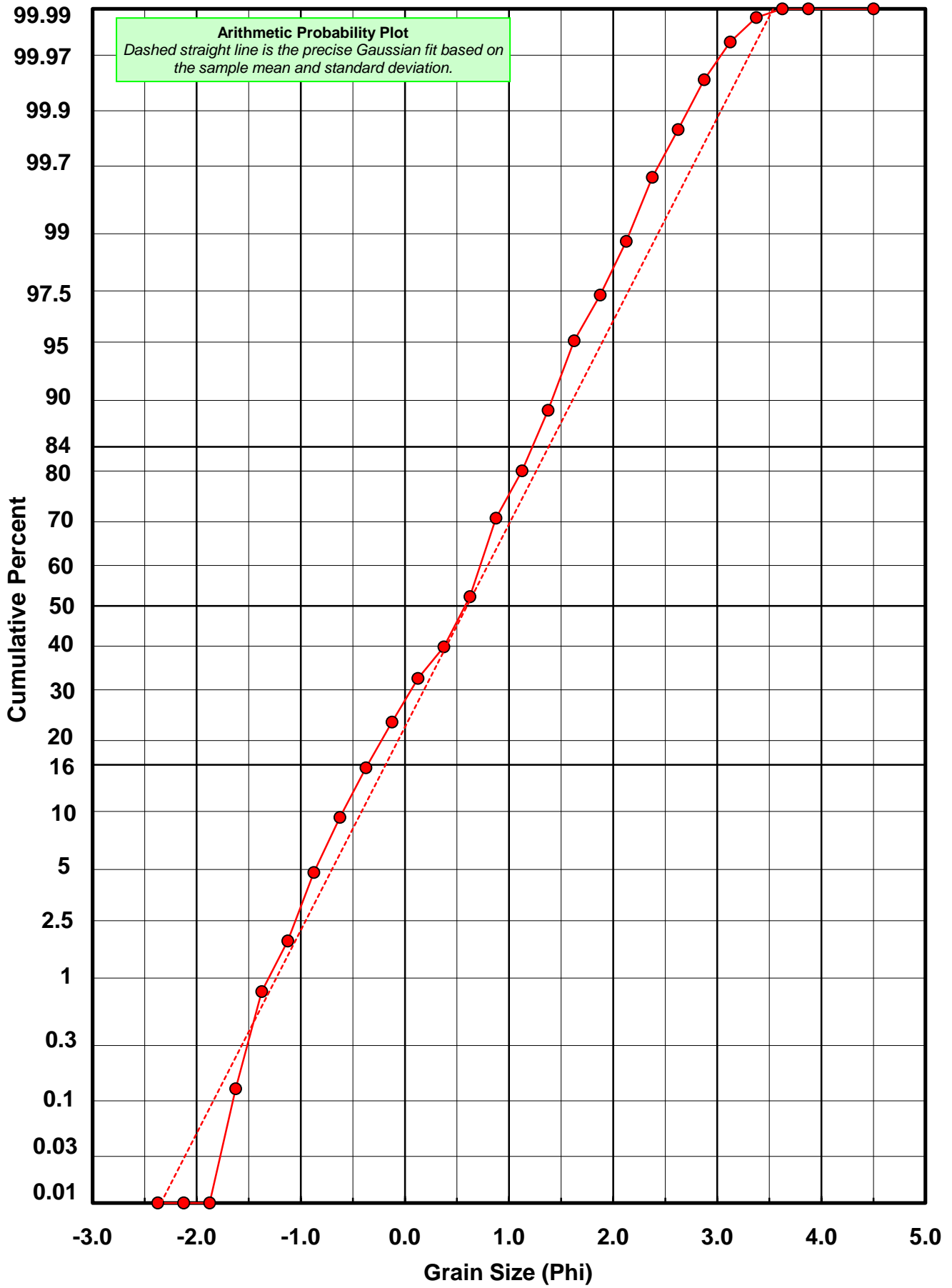
\* RARD = reciprocal absolute relative dispersion (see below)

Statistical Explanation	
Calculations based on the Method of Moments	
Skewness: 3rd Stand. Moment; Exact Gaussian = 0.0	
Kurtosis: 4th Stand. Moment; Exact Gaussian = 3.0	
For Further Explanation, See Basille et al. 2002	
Millimeter data calculated by $mm = 2^{(-phi)}$	

Reciprocal Absolute Relative Dispersion (RARD) Scale	
< 0.5	Excellent homogeneity (e.g., beaches)
0.5 to 1.0	Good homogeneity
1.0 to 1.33	Fair homogeneity
> 1.33	Poor homogeneity (e.g., glacial)



# BV-34-BB



# Post-Digestion Grain Size Distribution

Onshore Grab Sample

Sample: BV-34-BB

Total Digested Mass: 32.733 grams

% Silica: 59.0 %

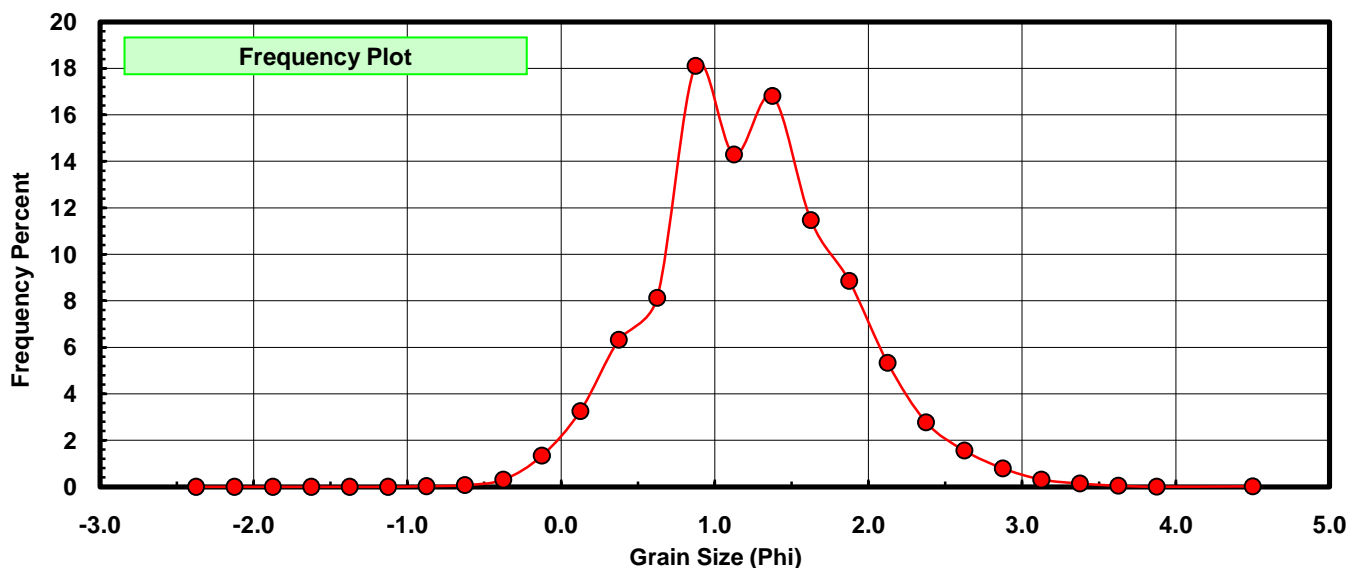
Sieve Size (phi)	Sieve Midpt (phi)	Weight (grams)	Freq Weight %	Cumulative Weight %
-2.25	-2.375	0.000	0.000	0.000
-2.00	-2.125	0.000	0.000	0.000
-1.75	-1.875	0.000	0.000	0.000
-1.50	-1.625	0.000	0.000	0.000
-1.25	-1.375	0.000	0.000	0.000
-1.00	-1.125	0.000	0.000	0.000
-0.75	-0.875	0.009	0.027	0.027
-0.50	-0.625	0.024	0.073	0.101
-0.25	-0.375	0.101	0.309	0.409
0.00	-0.125	0.438	1.338	1.747
0.25	0.125	1.067	3.260	5.007
0.50	0.375	2.070	6.324	11.331
0.75	0.625	2.662	8.132	19.464
1.00	0.875	5.926	18.104	37.568
1.25	1.125	4.678	14.291	51.859
1.50	1.375	5.504	16.815	68.674
1.75	1.625	3.756	11.475	80.148
2.00	1.875	2.899	8.857	89.005
2.25	2.125	1.745	5.331	94.336
2.50	2.375	0.910	2.780	97.116
2.75	2.625	0.510	1.558	98.674
3.00	2.875	0.260	0.794	99.468
3.25	3.125	0.103	0.315	99.783
3.50	3.375	0.047	0.144	99.927
3.75	3.625	0.015	0.046	99.973
4.00	3.875	0.002	0.006	99.979
5.00	4.500	0.007	0.021	100.000

Statistical Results			
Mean:	1.2386	phi	(0.4238 mm)
Standard Dev:	0.6333	phi-units	(0.6447 mm)
Skewness:	0.2694	dimensionless	
Kurtosis:	3.2326	dimensionless	
5th Moment:	3.1077	dimensionless	
6th Moment:	20.5352	dimensionless	
RARD *	0.5113	dimensionless	
Median	1.0925	phi	(0.469 mm)

\* RARD = reciprocal absolute relative dispersion (see below)

Statistical Explanation	
Calculations based on the Method of Moments	
Skewness: 3rd Stand. Moment; Exact Gaussian = 0.0	
Kurtosis: 4th Stand. Moment; Exact Gaussian = 3.0	
For Further Explanation, See Basille et al. 2002	
Millimeter data calculated by $mm = 2^{(-phi)}$	

Reciprocal Absolute Relative Dispersion (RARD) Scale	
< 0.5	Excellent homogeneity (e.g., beaches)
0.5 to 1.0	Good homogeneity
1.0 to 1.33	Fair homogeneity
> 1.33	Poor homogeneity (e.g., glacial)



# BV-34-BB

